

**West Volusia Hospital Authority Board of Commissioners  
ORGANIZATIONAL & REGULAR MEETING**

January 19, 2023 5:00 p.m.

DeLand City Hall 120 S. Florida Avenue, DeLand, FL

**AGENDA**

1. Call to Order
2. Opening Observance Followed by a Moment of Silence
3. Swearing In of Commissioners
  - Jennifer Coen
  - Voloria Manning
  - Donna Pepin
4. Election of Officers
  - A. Open Floor for Nomination of Chair
    1. Close Nominations
    2. Hold Vote for Chair
  - B. Chair Continues with Nominations and Election of Remaining Officers
    1. Vice-Chair
    2. Secretary
    3. Treasurer
5. Approval of Proposed Agenda
6. Consent Agenda:
  - A. Approval of Minutes - Regular Meeting November 17, 2022
7. Citizens Comments – Comments are limited to three minutes per speaker.
8. Reporting Agenda:
  - A. EBMS November/December Report – Written Submission
  - B. WVHA miCare Clinic DeLand/Deltona November/December Report – Darik Croft, COO of miCare
    1. WVHA miCare Clinic Deland/Deltona 2021 4<sup>th</sup> Quarter Report
    2. Medication Pick Up Proposal
  - C. The House Next Door (THND) November/December HealthCard Report
9. Discussion Items:
  - A. Powell & Jones WVHA FYE 2022 Audit Presentation – Richard Powell, CPA
  - B. Confirmation of Renewal Letter Agreement with Heffley & Associates
  - C. Contractual Site Visit Review Write Ups FYE 2022
    1. Community Legal Services of Mid-Florida
    2. FL Department of Health Dental Program
    3. Hispanic Health Initiative
    4. The Neighborhood Center
  - D. WVHA and CAC Meeting Locations for 2023
  - E. CAC Appointments
    1. Commissioner Coen - Maria Elena Valdivia
    2. Commissioner Accardi – Lyda Kiser
  - F. Letter of Appreciation for CAC Chair Linda White
  - G. Update of CAC ByLaws
  - H. Joint Legislative Auditing Committee Meeting in Tallahassee
  - I. Addition of Administrator Report to Future Agendas (Commissioner Coen)
10. Follow Up – Fraud Policy
11. Finance Report
  - A. November & December Financials
12. Legal Update
13. Adjournment

If any person decides to appeal any decision made by the WVHA with respect to any matter considered at this meeting or hearing he/she will need a record of the proceedings, and for such purpose he/she may need to ensure that a verbatim record of the proceedings is made, which record includes the testimony and evidence upon which the appeal is to be based (FS 286.0105). Individuals with disabilities needing assistance to participate in any of these proceedings should contact the WVHA Administrator at least three (3) working days in advance of the meeting date and time at (386) 626-4870.

**WEST VOLUSIA HOSPITAL AUTHORITY  
BOARD OF COMMISSIONERS REGULAR MEETING**

DeLand City Hall  
120 S. Florida Avenue, DeLand, FL  
5:00 P.M.  
November 17, 2022

**Those in Attendance:**

Commissioner Voloria Manning  
Commissioner Jennifer Coen  
Commissioner Donna Pepin  
Commissioner Roger Accardi  
Commissioner Judy Craig (arrived at 6:15 p.m.)

**CAC Members Present:**

Jacquie Lewis

**Others Present:**

Attorney for the Authority: Theodore Small, Law Office of Theodore W. Small, P.A.  
Accountant for the Authority: Webb Shephard, CPA of James Moore & Company  
WVHA Administrator Stacy Tebo

**Call to Order Regular Meeting**

Chair Coen called the meeting to order. The meeting took place at DeLand City Hall in the Commission Chamber, located at 120 S. Florida Ave., DeLand, Florida, having been legally noticed in the Daytona Beach News-Journal, a newspaper of general circulation in Volusia County, commencing at 5:03 p.m. The meeting was opened with The Pledge of Allegiance followed by a moment of silence.

**Approval of Proposed Agenda**

**Motion 110 – 2022** Commissioner Manning motioned to approve the agenda as presented. Commissioner Pepin seconded the motion. The motion passed by a 4-0-1 vote.

**Consent Agenda**

**Approval of Minutes – Regular Meeting Minutes October 20, 2022**

**Motion 111 – 2022** Commissioner Manning motioned to approve the Consent Agenda. Commissioner Pepin seconded the motion. The motion passed by a 4-0-1 vote.

**Citizen Comments**

There were none.

**Reporting Agenda**

**EBMS October Report – Written Submission**

**WVHA miCare Clinics DeLand/Deltona October Report and Response to  
Board Member Questions from Previous Month – Darik Croft, COO of  
miCare Clinic (participating virtually)**

There were Board questions on the EBMS and miCare reports. There was lengthy discussion regarding various components of the reports. It was noted that a miCare representative would be present at the January meeting.

### **The House Next Door (THND) October HealthCard Report – Written Submission**

There were no Board questions or comments on the report.

#### **Citizen Comments**

Brenda Flowers of RAAO addressed the Board.

All of the reports were received and made part of the record.

#### **Discussion Items**

##### **miCare No Show Policy**

Mr. Croft explained they were bringing the policy forward for input. He explained the policy in detail and noted that patients are not dismissed from the practice.

There was much discussion amongst the members concerning the policy.

Attorney Small explained the incident that brought the policy to light. He noted that the Board has addressed the issue previously in the adopted Eligibility Guidelines, Article VI. WVHA Termination on page 12 of 35.

Chair Coen said she liked the idea of the policy being given to the patient in writing and that they had to sign for receipt of the policy.

#### **Citizen Comments**

Jacque Lewis asked Mr. Croft about scheduling and prescriptions at the clinics.

Attorney Small stated that no one should be terminated from the practice until the WVHA Board decides it; that everyone is in agreement that patients should not be dismissed; that miCare might include page 12 of the Eligibility Guidelines in their new patient paperwork to inform patients of the reasons they could be discharged; and that the Board should consider if they wished to approve or disapprove the miCare No Show policy.

**Motion 112 – 2022** Commissioner Manning motioned to not accept the miCare No Show policy and to instruct miCare to use the policy the WVHA already has on page 12 of the Eligibility Guidelines with a signature line added for the patient. Commissioner Pepin seconded. The motion passed by a 4-1 vote.

Roll call:

Commissioner Pepin

Yes

Commissioner Manning	Yes
Chair Coen	No
Commissioner Craig	Yes
Commissioner Accardi	Yes

### **Adoption of Accounting and Fiscal Policies**

Mr. Shephard answered questions regarding the document and noted the new auditor was in agreement with the policies.

Chair Coen suggested the addition of “year-end” in the first sentence under the Liabilities section so that it reads “In order to produce timely and accurate year-end financial statement reporting,…”

There was discussion regarding the minimum and maximum fund balance reserve, and there was consensus to leave it as presented by Mr. Shephard.

**Motion 113 – 2022** Commissioner Craig motioned to adopt the accounting and fiscal policies including the addition suggested by Chair Coen. Commissioner Pepin seconded the motion. The motion passed by a 5-0 vote.

### **James Moore & Co Engagement Letter for Site Visits**

Mr. Shephard stated that they were almost done with the site visits and would present their report summarizing the results at the January meeting. He noted there was a minor revision since the packet was posted on the website to add verbiage regarding HIPAA regulations.

**Motion 114 – 2022** Commissioner Manning motioned to approve the engagement letter. Commissioner Pepin seconded the motion. The motion passed by a 5-0 vote.

### **Review and Adoption of Investment Policy**

Mr. Shephard pointed out that there had been a change due to Florida Statutes on page four under Continuing Education. He informed the Board that the CD account maturing 11/25/22, would go from 0.11% to 4.5%.

**Motion 115 – 2022** Commissioner Craig motioned to adopt the investment policy. Commissioner Accardi seconded the motion. The motion passed by a 5-0 vote.

### **Tentative Meeting Dates for 2023**

Ms. Tebo explained that DeLand’s City Hall rental policy had changed; that they would only allow one reservation at a time; that the WVHA would not be able to reserve dates for the whole year as it had done in the past for use of the Commission Chambers; and that only the January 19<sup>th</sup> meeting was reserved for DeLand City Hall.

There was discussion regarding other possible meeting places.

**Motion 116 – 2022** Commissioner Manning motioned to approve the proposed meeting dates, but not the meeting places listed in the Board materials. Commissioner Pepin seconded the motion. The motion passed by a 5-0 vote.

### **CAC Appointments**

Ms. Tebo said that she had expected an application prior to the meeting, but she had not received any yet.

Chair Coen noted there were two vacancies as Linda White would be resigning effective November 30<sup>th</sup>. Commissioner Manning suggested a Letter of Appreciation for Ms. White.

There was agreement that appointments would be made in January.

### **West Volusia Professional Center Update (Email from Tyler Spore Dated 10/28/22 Attached)**

Ms. Tebo said that she asked Mr. Spore for documentation of the unbudgeted items; that the WVHA's share would be \$2,000; and that Mr. Spore provided the requested information.

There was discussion regarding the Architectural Committee and that the WVHA had never attended the committee meetings in the past. Attorney Small suggested that now that there is a WVHA administrator, the Board might want Ms. Tebo to attend those meetings,

Commissioner Craig asked if Attorney Small could research the Architectural Committee, the WVHA's ability to vote at the committee meetings, and if it would be valuable for Ms. Tebo to attend their meetings.

**Motion 117 – 2022** Commissioner Manning motioned to approve the payment of \$2,000 for WVHA buildings costs and to direct Attorney Small to research the Architectural Committee for discussion on a future agenda. Commissioner Craig seconded the motion. The motion passed by a 5-0 vote.

### **Follow Up**

#### **Implementation of a Purchasing Policy – Chair Coen (tabled on 10/20/22)**

Attorney Small reminded the Board that previously Commissioner Craig suggested that anything over \$500 be brought to the Board for approval. He added that all of Ms. Tebo's reimbursement requests are reviewed by James Moore & Co and then presented to the Board with the other payables in the check register.

There was discussion on various components of the draft policy, and Chair Coen offered to rewrite it for a future agenda.

**Motion 118 – 2022** Commissioner Manning motioned to authorize the WVHA Administrator to make purchases up to \$500 without prior Board approval. Commissioner Pepin seconded the motion. The motion passed by a 5-0 vote.

Roll call:

Commissioner Accardi	Yes
Commissioner Pepin	Yes
Commissioner Manning	Yes
Chair Coen	Yes
Commissioner Craig	Yes

### **State of Florida Audit Report (tabled on 10/20/22)**

There was discussion regarding items that had been addressed, and there was consensus that staff should come back with an anti-fraud policy for Board consideration.

The members discussed the recommendation regarding removal of CAC members.

**Motion 119 – 2022** Commissioner Craig motioned to amend the provision in the CAC ByLaws to state that, “The Board may expand, reduce or abolish the Committee or replace any member without stating a cause; provided however, the Board will only exercise this discretion during a regular meeting where the question is noticed on its published agenda unless exigent circumstances require otherwise”. Commissioner Pepin seconded the motion. The motion passed by a 5-0 vote.

### **Finance Report October Financials**

Mr. Webb outlined the financials for the month and answered questions from the Board.

**Motion 120 - 2022** Commissioner Pepin motioned to approve, authorize, and warrant the payment of the bills outlined in the check register presented by Webb Shephard of James Moore and estimated expenditures for the next month totaling \$5,119,514. Commissioner Manning seconded the motion. The motion passed by 5-0 vote.

### **Legal Update**

Attorney Small stated that if the three members re-elected would like to be sworn in by someone other than him at the January meeting, they should feel free to contact their desired person.

There being no further business to come before the Board, the meeting was adjourned.

Adjournment

Jennifer Coen, Chair



EBMS

December 2022

Submission Report for  
WVHA Board Members

# Table of Contents

Executive Summary Current Month & YTD .....1

PCORI Membership Count .....5

Enrollment Counts by Postal Code .....6

Tier Census .....7

Benefit Analysis Summary Current Month & YTD.....9

Cost of Major Current Month & YTD.....11

Cost of Minor Current Month & YTD.....13

Summary of Claims Paid by Location.....24

Paid Amount by PCP Encounters Current Month & YTD.....26

Claims paid by Month .....28





# Executive Summary for 00532

Client: West Volusia Hospital Authority  
 Paid Dates: 11/1/2022 to 11/30/2022  
 Location: All

Department: All  
 Benefit Plan: All  
 TIN: All

Plan Experience Summary			Cash Flow Summary		Disallowed Charges by Category		
Claim Counts	8149		Charges	\$6,540,389	Disallowed Category	Amount	% of Gross
Claim Type	Total Paid	Per EE/Mo	less Disallowed	\$5,632,800	Addl Info Not Provided	\$354,534	5.42%
Medical	\$889,529	\$683	Allowed	\$907,588	Duplicate Charges	\$90,482	1.38%
Professional	\$338,346	\$260	less Member	\$17,732	Plan Limitations	\$683,226	10.45%
Facility	\$551,183	\$423	less Adjustments	\$327	Cost Savings	\$4,502,711	68.84%
PBM	\$0	\$0	Paid Benefit	\$889,529	UCR Reductions	\$877	0.01%
<b>Total Plan Paid:</b>	<b>\$889,529</b>	<b>\$683</b>	plus Admin Costs	\$405,123	Other	\$971	0.01%
			<b>Total Plan Paid:</b>	<b>\$1,294,652</b>	<b>Total:</b>	<b>\$5,632,800</b>	<b>86.12%</b>

Census										
Census Date:	Male	Female	Total	Male	Female	Male	Female	Total	Total	Total
11/30/2022	Emp	Emp	Employees	Spouse	Spouse	Dep	Dep	Medical	Dental	Vision
0 to 19	22	23	45	0	0	0	0	45	0	0
20 to 25	24	30	54	0	0	0	0	54	0	0
26 to 29	23	33	56	0	0	0	0	56	0	0
30 to 39	103	92	195	0	0	0	0	195	0	0
40 to 49	128	170	298	0	0	0	0	298	0	0
50 to 59	177	230	407	0	0	0	0	407	0	0
60 to 64	78	102	180	0	0	0	0	180	0	0
65 and Older	21	47	68	0	0	0	0	68	0	0
<b>Totals</b>	<b>576</b>	<b>727</b>	<b>1303</b>	<b>0</b>	<b>0</b>	<b>0</b>	<b>0</b>	<b>1303</b>	<b>0</b>	<b>0</b>
<b>Average Age</b>	<b>46.45</b>	<b>48.21</b>	<b>47.43</b>	<b>0.00</b>	<b>0.00</b>	<b>0.00</b>	<b>0.00</b>	<b>47.43</b>	<b>0.00</b>	<b>0.00</b>

Top Paid			Plan Payment by Age & Claimant Type			
Name	Claim Count	Paid	Census Date: 11/30/2022	Employee	Spouse	Dependent
Adventhealth Deland	109	\$185,325	0 to 19	\$5,458	\$0	\$0
Halifax Hospital Medical	19	\$173,847	20 to 25	\$24,845	\$0	\$0
Adventhealth Fish	96	\$116,950	26 to 29	\$6,392	\$0	\$0
Florida Cancer Specialists	101	\$71,276	30 to 39	\$54,036	\$0	\$0
Quest Diagnostics Tampa	603	\$37,482	40 to 49	\$183,586	\$0	\$0
Medical Center Of Deltona	12	\$30,074	50 to 59	\$401,920	\$0	\$0
6 Radiology Associates	172	\$21,527	60 to 64	\$138,550	\$0	\$0
Deland Dialysis	44	\$19,458	65 and Older	\$74,742	\$0	\$0
Orange City Surgery	24	\$13,782	<b>Totals</b>	<b>\$889,529</b>	<b>\$0</b>	<b>\$0</b>
Daytona Heart Group	91	\$11,783				

Claims Paid by Month			Average Lag & Average Spend (rolling 12 months)			
October 22		\$888,512	Product	Avg Paid per Day	Avg Lag Days	Lag Dollars
November 22		\$889,529	Medical	\$19,934	49	\$976,766
<b>Total:</b>		<b>\$1,778,041</b>	RX	\$0	585	\$0
			<b>Total:</b>			<b>\$976,766</b>



# Executive Summary for 00532

Client: West Volusia Hospital Authority  
 Paid Dates: 11/1/2022 to 11/30/2022  
 Location: All

Department: All  
 Benefit Plan: All  
 TIN: All

Benefit Analysis								
Benefit Category	Line Counts	Charges	Disallowed	Allowed	Member	Adjustments	Plan Paid	% of Total
ALLERGY CARE	1	\$600	\$391	\$209	\$0	\$0	\$209	0.02%
AMBULANCE	4	\$1,507	\$1,507	\$0	\$0	\$0	\$0	0.00%
ANESTHESIA	72	\$106,638	\$98,361	\$8,276	\$0	\$0	\$8,276	0.93%
CHIROPRACTIC	17	\$635	\$305	\$330	\$70	\$0	\$260	0.03%
COVID-19	25	\$9,263	\$8,598	\$666	\$0	\$0	\$666	0.07%
DIALYSIS	109	\$790,879	\$760,129	\$30,750	\$0	\$0	\$30,750	3.46%
DME/APPLIANCE	4	\$388	\$388	\$0	\$0	\$0	\$0	0.00%
EMERG ROOM CHRGS	409	\$901,919	\$820,391	\$81,528	\$3,650	\$0	\$77,878	8.75%
HOME HEALTH CARE	2	\$252	\$252	\$0	\$0	\$0	\$0	0.00%
INELIGIBLE	271	\$87,865	\$87,865	\$0	\$0	\$0	\$0	0.00%
INPATIENT PHYS	345	\$89,478	\$68,904	\$20,574	\$0	\$0	\$20,574	2.31%
IP HOSP CHARGES	95	\$2,306,048	\$1,996,871	\$309,177	\$1,800	\$0	\$307,377	34.56%
MATERNITY	4	\$0	\$0	\$0	\$0	\$0	\$0	0.00%
MEDICAL MISC	29	\$10,804	\$7,729	\$3,075	\$131	\$0	\$2,944	0.33%
OFFICE VISIT	952	\$144,630	\$83,042	\$61,589	\$5,060	\$0	\$56,529	6.35%
OP PHYSICIAN	202	\$79,276	\$51,468	\$27,808	\$321	\$0	\$27,487	3.09%
OTHER	221	\$0	\$0	\$0	\$0	\$327	-\$327	-0.04%
OUTPAT HOSP	24	\$42,080	\$37,991	\$4,089	\$525	\$0	\$3,564	0.40%
PSYCHIATRIC	117	\$27,429	\$16,581	\$10,848	\$455	\$0	\$10,393	1.17%
RADIATION /CHEMO	105	\$373,933	\$306,072	\$67,861	\$0	\$0	\$67,861	7.63%
REHAB	1	\$19,483	\$13,959	\$5,524	\$0	\$0	\$5,524	0.62%
SLEEP DISORDER	1	\$50	\$50	\$0	\$0	\$0	\$0	0.00%
SUBS ABUSE	2	\$15,073	\$15,073	\$0	\$0	\$0	\$0	0.00%
SURG FACILITY	50	\$687,066	\$574,581	\$112,485	\$1,125	\$0	\$111,360	12.52%
SURGERY	147	\$22,736	\$16,448	\$6,289	\$0	\$0	\$6,289	0.71%
SURGERY IP	20	\$47,923	\$37,944	\$9,979	\$0	\$0	\$9,979	1.12%
SURGERY OP	88	\$135,686	\$104,017	\$31,669	\$0	\$0	\$31,669	3.56%
THERAPY	274	\$27,572	\$15,759	\$11,813	\$790	\$0	\$11,023	1.24%
URGENT CARE	5	\$1,691	\$1,355	\$336	\$75	\$0	\$261	0.03%
VISION	1	\$217	\$217	\$0	\$0	\$0	\$0	0.00%
WELLNESS	1216	\$81,840	\$65,324	\$16,516	\$0	\$0	\$16,516	1.86%
XRAY/ LAB	3641	\$527,428	\$441,229	\$86,199	\$3,730	\$0	\$82,468	9.27%
<b>Totals:</b>	<b>8454</b>	<b>\$6,540,389</b>	<b>\$5,632,800</b>	<b>\$907,588</b>	<b>\$17,732</b>	<b>\$327</b>	<b>\$889,529</b>	



# Executive Summary for 00532

Client: West Volusia Hospital Authority  
 Paid Dates: 10/1/2022 to 11/30/2022  
 Location: All

Department: All  
 Benefit Plan: All  
 TIN: All

Plan Experience Summary			Cash Flow Summary		Disallowed Charges by Category		
Claim Counts	17023		Charges	\$13,094,363	Disallowed Category	Amount	% of Gross
Claim Type	Total Paid	Per EE/Mo	less Disallowed	\$11,235,861	Addl Info Not Provided	\$460,251	3.51%
Medical	\$1,778,041	\$682	Allowed	\$1,858,502	Duplicate Charges	\$170,064	1.30%
Professional	\$700,554	\$269	less Member	\$31,492	Plan Limitations	\$2,296,755	17.54%
Facility	\$1,077,488	\$413	less Adjustments	\$48,969	Cost Savings	\$8,259,377	63.08%
PBM	\$0	\$0	Paid Benefit	\$1,778,041	UCR Reductions	\$1,031	0.01%
<b>Total Plan Paid:</b>	<b>\$1,778,041</b>	<b>\$682</b>	plus Admin Costs	\$405,123	Other	\$48,382	0.37%
			<b>Total Plan Paid:</b>	<b>\$2,183,164</b>	<b>Total:</b>	<b>\$11,235,861</b>	<b>85.81%</b>

Census										
Census Date:	Male	Female	Total	Male	Female	Male	Female	Total	Total	Total
11/30/2022	Emp	Emp	Employees	Spouse	Spouse	Dep	Dep	Medical	Dental	Vision
0 to 19	22	23	45	0	0	0	0	45	0	0
20 to 25	24	30	54	0	0	0	0	54	0	0
26 to 29	23	33	56	0	0	0	0	56	0	0
30 to 39	103	92	195	0	0	0	0	195	0	0
40 to 49	128	170	298	0	0	0	0	298	0	0
50 to 59	177	230	407	0	0	0	0	407	0	0
60 to 64	78	102	180	0	0	0	0	180	0	0
65 and Older	21	47	68	0	0	0	0	68	0	0
<b>Totals</b>	<b>576</b>	<b>727</b>	<b>1303</b>	<b>0</b>	<b>0</b>	<b>0</b>	<b>0</b>	<b>1303</b>	<b>0</b>	<b>0</b>
<b>Average Age</b>	<b>46.45</b>	<b>48.21</b>	<b>47.43</b>	<b>0.00</b>	<b>0.00</b>	<b>0.00</b>	<b>0.00</b>	<b>47.43</b>	<b>0.00</b>	<b>0.00</b>

Top Paid			Plan Payment by Age & Claimant Type			
Name	Claim Count	Paid	Census Date: 11/30/2022	Employee	Spouse	Dependent
Adventhealth Deland	185	\$337,377	0 to 19	\$7,601	\$0	\$0
Halifax Hospital Medical	37	\$298,216	20 to 25	\$42,321	\$0	\$0
Adventhealth Fish	166	\$282,555	26 to 29	\$12,452	\$0	\$0
Florida Cancer Specialists	222	\$166,819	30 to 39	\$124,057	\$0	\$0
Medical Center Of Deltona	35	\$123,237	40 to 49	\$452,804	\$0	\$0
Quest Diagnostics Tampa	1182	\$82,238	50 to 59	\$711,515	\$0	\$0
6 Radiology Associates	322	\$40,928	60 to 64	\$267,708	\$0	\$0
Deland Dialysis	75	\$30,639	65 and Older	\$159,584	\$0	\$0
Orange City Surgery	46	\$29,845	<b>Totals</b>	<b>\$1,778,041</b>	<b>\$0</b>	<b>\$0</b>
Orange City Surgery	43	\$23,305				

Claims Paid by Month		Average Lag & Average Spend (rolling 12 months)			
October 22	\$888,512	Product	Avg Paid per Day	Avg Lag Days	Lag Dollars
November 22	\$889,529	Medical	\$19,934	49	\$976,766
<b>Total:</b>	<b>\$1,778,041</b>	RX	\$0	585	\$0
		<b>Total:</b>			<b>\$976,766</b>



# Executive Summary for 00532

Client: West Volusia Hospital Authority  
 Paid Dates: 10/1/2022 to 11/30/2022  
 Location: All  
 Department: All  
 Benefit Plan: All  
 TIN: All

Benefit Analysis								
Benefit Category	Line Counts	Charges	Disallowed	Allowed	Member	Adjustments	Plan Paid	% of Total
ALLERGY CARE	4	\$2,400	\$1,565	\$835	\$0	\$0	\$835	0.05%
AMBULANCE	6	\$2,132	\$2,132	\$0	\$0	\$0	\$0	0.00%
ANESTHESIA	140	\$222,549	\$200,292	\$22,257	\$0	\$0	\$22,257	1.25%
CHIROPRACTIC	23	\$1,017	\$500	\$517	\$90	\$0	\$427	0.02%
COVID-19	35	\$11,764	\$10,894	\$870	\$0	\$0	\$870	0.05%
DIALYSIS	199	\$1,548,101	\$1,491,283	\$56,818	\$0	\$0	\$56,818	3.20%
DME/APPLIANCE	9	\$1,030	\$1,030	\$0	\$0	\$0	\$0	0.00%
EMERG ROOM CHRGS	909	\$1,442,893	\$1,351,631	\$91,262	\$3,707	\$0	\$87,555	4.92%
HOME HEALTH CARE	2	\$252	\$252	\$0	\$0	\$0	\$0	0.00%
INELIGIBLE	523	\$136,909	\$136,909	\$0	\$0	\$0	\$0	0.00%
INPATIENT PHYS	794	\$199,763	\$154,167	\$45,595	\$0	\$0	\$45,595	2.56%
IP HOSP CHARGES	194	\$4,815,497	\$4,180,421	\$635,077	\$3,750	\$0	\$631,327	35.51%
MATERNITY	7	\$6,000	\$6,000	\$0	\$0	\$0	\$0	0.00%
MEDICAL MISC	98	\$38,063	\$28,079	\$9,984	\$407	\$0	\$9,577	0.54%
OFFICE VISIT	1923	\$298,964	\$177,977	\$120,987	\$9,840	\$0	\$111,147	6.25%
OP PHYSICIAN	508	\$189,515	\$138,429	\$51,087	\$612	\$0	\$50,474	2.84%
OTHER	442	\$12,800	\$12,800	\$0	\$0	\$48,969	-\$48,969	-2.75%
OUTPAT HOSP	33	\$67,214	\$62,311	\$4,902	\$628	\$0	\$4,274	0.24%
PSYCHIATRIC	252	\$65,772	\$32,584	\$33,188	\$1,085	\$0	\$32,103	1.81%
RADIATION /CHEMO	210	\$636,806	\$490,899	\$145,907	\$18	\$0	\$145,889	8.21%
REHAB	1	\$19,483	\$13,959	\$5,524	\$0	\$0	\$5,524	0.31%
SLEEP DISORDER	6	\$335	\$335	\$0	\$0	\$0	\$0	0.00%
SUBS ABUSE	4	\$92,614	\$81,292	\$11,322	\$0	\$0	\$11,322	0.64%
SURG FACILITY	102	\$1,548,729	\$1,244,859	\$303,870	\$2,325	\$0	\$301,545	16.96%
SURGERY	307	\$76,463	\$62,187	\$14,276	\$0	\$0	\$14,276	0.80%
SURGERY IP	55	\$87,084	\$69,273	\$17,811	\$0	\$0	\$17,811	1.00%
SURGERY OP	145	\$230,646	\$175,194	\$55,452	\$0	\$0	\$55,452	3.12%
THERAPY	574	\$54,971	\$31,383	\$23,589	\$1,740	\$0	\$21,849	1.23%
URGENT CARE	9	\$2,683	\$2,251	\$432	\$100	\$0	\$332	0.02%
VISION	2	\$262	\$262	\$0	\$0	\$0	\$0	0.00%
WELLNESS	2744	\$181,719	\$146,317	\$35,402	\$0	\$0	\$35,402	1.99%
XRAY/ LAB	7143	\$1,099,932	\$928,392	\$171,539	\$7,189	\$0	\$164,350	9.24%
<b>Totals:</b>	<b>17403</b>	<b>\$13,094,363</b>	<b>\$11,235,861</b>	<b>\$1,858,502</b>	<b>\$31,492</b>	<b>\$48,969</b>	<b>\$1,778,041</b>	

Block of Business ID: EBMSI  
Client ID: 00532

Eligibility Date: : 1/1/2022 to 11/30/2022

Month-Year	Employee Count	Dependent Count	Total Member
00532-West Volusia Hospital Authority			
1/1/2022	1340	0	1340
2/1/2022	1324	0	1324
3/1/2022	1337	0	1337
4/1/2022	1338	0	1338
5/1/2022	1344	0	1344
6/1/2022	1358	0	1358
7/1/2022	1364	0	1364
8/1/2022	1372	0	1372
9/1/2022	1377	0	1377
10/1/2022	1406	0	1406
11/1/2022	1371	0	1371
<b>Total Member Days</b>			1,357.36

# Enrollment Counts by Postal Code

Block of Business ID:  
Client ID:

EBMSI  
00532

As Of Date: 11/30/2022

Postal Code	Employee Count	Dependent Count	Total Count
32105	1	0	1
32130	61	0	61
32180	78	0	78
32190	28	0	28
32713	40	0	40
32720	326	0	326
32721	1	0	1
32724	232	0	232
32725	225	0	225
32738	189	0	189
32744	17	0	17
32763	91	0	91
32764	9	0	9
32774	2	0	2
<b>Total</b>	1300	0	1300



## Tier Census by Product 11/1/2022

Block of Business ID: EBMSI  
Client ID: 00532  
Status: A,C,NC,R,V

Products: MM,DE,VI

### 00532 : West Volusia Hospital Authority

Medical	Status	Coverage Level	Total Members	Male Members	Female Members	Male Spouses	Female Spouses	Male Dependents	Female Dependents	Total Enrolled
	Active	Employee Only	1302	581	721	0	0	0	0	1302
		Subtotal for Active:	1302	581	721	0	0	0	0	1302
		<b>Total for Medical:</b>	1302	581	721	0	0	0	0	1302

Requested by: ReportScheduler from p316 data [P316]

Generated at: 10:11:35 on 01 November 2022



## Tier Census by Product 11/15/2022

Block of Business ID: EBMSI  
Client ID: 00532  
Status: A,C,NC,R,V

Products: MM,DE,VI

### 00532 : West Volusia Hospital Authority

Medical	Status	Coverage Level	Total Members	Male Members	Female Members	Male Spouses	Female Spouses	Male Dependents	Female Dependents	Total Enrolled
	Active	Employee Only	1303	575	728	0	0	0	0	1303
		Subtotal for Active:	1303	575	728	0	0	0	0	1303
		<b>Total for Medical:</b>	1303	575	728	0	0	0	0	1303

Requested by: ReportScheduler from p316 data [P316]

Generated at: 01:36:19 on 15 November 2022

Jv-1.28.5.0

Yes





# Benefit Analysis Summary

Block of Business ID: EBMSI  
 Client ID: 00532  
 Paid Date: 11/1/2022 to 11/30/2022

	Line Count	Charge	Ineligible	Cost Savings	Allowed	Patient Responsibility	Adjustments	Paid	% Paid
00532-West Volusia Hospital Authority									
ALLERGY CARE	1	600.00	0.00	391.32	208.68	0.00	0.00	208.68	0.02%
AMBULANCE	4	1,507.00	1,507.00	0.00	0.00	0.00	0.00	0.00	0.00%
ANESTHESIA	72	106,637.50	25,740.70	72,620.43	8,276.37	0.00	0.00	8,276.37	0.93%
CHIROPRACTIC	17	635.00	77.00	228.38	329.62	70.00	0.00	259.62	0.03%
COVID-19	25	9,263.30	2,188.65	6,409.03	665.62	0.00	0.00	665.62	0.07%
DIALYSIS	109	790,878.53	292,345.08	467,783.90	30,749.55	0.00	0.00	30,749.55	3.46%
DME/APPLIANCE	4	388.35	388.35	0.00	0.00	0.00	0.00	0.00	0.00%
EMERG ROOM...	409	901,918.60	161,947.63	658,442.96	81,528.01	3,650.00	0.00	77,878.01	8.75%
HOME HEALTH CARE	2	252.00	222.00	29.96	0.04	0.00	0.00	0.04	0.00%
INELIGIBLE	271	87,865.45	87,865.45	0.00	0.00	0.00	0.00	0.00	0.00%
INPATIENT PHYS	345	89,477.91	30,895.53	38,008.10	20,574.28	0.00	0.00	20,574.28	2.31%
IP HOSP CHARGES	95	2,306,047.92	409,048.52	1,587,822.17	309,177.23	1,800.00	0.00	307,377.23	34.56%
MATERNITY	4	0.00	0.00	0.00	0.00	0.00	0.00	0.00	0.00%
MEDICAL MISC	29	10,804.00	132.00	7,596.90	3,075.10	131.21	0.00	2,943.89	0.33%
OFFICE VISIT	952	144,630.43	10,212.61	72,829.24	61,588.58	5,060.00	0.00	56,528.58	6.35%
OP PHYSICIAN	202	79,275.89	-9,377.00	60,845.14	27,807.75	320.59	0.00	27,487.16	3.09%
OTHER	223	0.00	0.00	0.00	0.00	0.00	326.57	-326.57	-0.04%
OUTPAT HOSP	24	42,079.61	10,339.98	27,650.52	4,089.11	525.00	0.00	3,564.11	0.40%
PSYCHIATRIC	117	27,428.65	12,197.73	4,382.91	10,848.01	455.00	0.00	10,393.01	1.17%
RADIATION /CHEMO	105	373,932.83	1,708.00	304,363.55	67,861.28	0.00	0.00	67,861.28	7.63%
REHAB	1	19,483.00	0.00	13,958.54	5,524.46	0.00	0.00	5,524.46	0.62%
SLEEP DISORDER	1	50.00	50.00	0.00	0.00	0.00	0.00	0.00	0.00%
SUBS ABUSE	2	15,073.11	0.00	15,073.11	0.00	0.00	0.00	0.00	0.00%
SURG FACILITY	50	687,065.83	24,261.76	550,319.28	112,484.79	1,125.00	0.00	111,359.79	12.52%
SURGERY	147	22,736.48	568.00	15,879.88	6,288.60	0.00	0.00	6,288.60	0.71%
SURGERY IP	20	47,922.72	5,340.00	32,604.14	9,978.58	0.00	0.00	9,978.58	1.12%
SURGERY OP	88	135,685.95	6,707.50	97,309.09	31,669.36	0.00	0.00	31,669.36	3.56%
THERAPY	274	27,571.83	-1,506.00	17,264.98	11,812.85	790.00	0.00	11,022.85	1.24%
URGENT CARE	5	1,691.00	541.00	814.05	335.95	75.00	0.00	260.95	0.03%
VISION	1	217.35	217.35	0.00	0.00	0.00	0.00	0.00	0.00%
WELLNESS	1216	81,840.34	7,142.88	58,181.59	16,515.87	0.00	0.00	16,515.87	1.86%
XRAY/ LAB	3641	527,427.98	50,182.54	391,046.85	86,198.59	3,730.47	0.00	82,468.12	9.27%
<b>Totals for 00532</b>	8456	6,540,388.56	1,130,944.26	4,501,856.02	907,588.28	17,732.27	326.57	889,529.44	

Requested by: ReportScheduler from p316 data [P316]

Generated at: 12:59:12 on 01 December 2022



# Benefit Analysis Summary

Block of Business ID: EBMSI  
 Client ID: 00532  
 Paid Date: 10/1/2022 to 11/30/2022

	Line Count	Charge	Ineligible	Cost Savings	Allowed	Patient Responsibility	Adjustments	Paid	% Paid
00532-West Volusia Hospital Authority									
ALLERGY CARE	4	2,400.00	0.00	1,565.28	834.72	0.00	0.00	834.72	0.05%
AMBULANCE	6	2,132.00	2,132.00	0.00	0.00	0.00	0.00	0.00	0.00%
ANESTHESIA	140	222,549.00	47,420.00	152,871.81	22,257.19	0.00	0.00	22,257.19	1.25%
CHIROPRACTIC	23	1,016.70	77.00	422.85	516.85	90.00	0.00	426.85	0.02%
COVID-19	35	11,763.70	3,270.90	7,623.00	869.80	0.00	0.00	869.80	0.05%
DIALYSIS	199	1,548,101.38	605,372.99	885,910.27	56,818.12	0.00	0.00	56,818.12	3.20%
DME/APPLIANCE	9	1,030.14	1,030.14	0.00	0.00	0.00	0.00	0.00	0.00%
EMERG ROOM...	909	1,442,893.21	652,742.79	698,888.66	91,261.76	3,706.52	0.00	87,555.24	4.92%
HOME HEALTH CARE	2	252.00	222.00	29.96	0.04	0.00	0.00	0.04	0.00%
INELIGIBLE	523	136,908.96	136,908.96	0.00	0.00	0.00	0.00	0.00	0.00%
INPATIENT PHYS	794	199,762.85	74,540.71	79,626.76	45,595.38	0.00	0.00	45,595.38	2.56%
IP HOSP CHARGES	194	4,815,497.42	1,149,366.13	3,031,054.73	635,076.56	3,750.00	0.00	631,326.56	35.51%
MATERNITY	7	6,000.00	6,000.00	0.00	0.00	0.00	0.00	0.00	0.00%
MEDICAL MISC	98	38,063.00	2,422.00	25,656.81	9,984.19	407.42	0.00	9,576.77	0.54%
OFFICE VISIT	1923	298,964.43	36,505.04	141,472.14	120,987.25	9,840.00	0.00	111,147.25	6.25%
OP PHYSICIAN	508	189,515.38	-10,016.75	148,445.39	51,086.74	612.47	0.00	50,474.27	2.84%
OTHER	458	12,800.00	12,800.00	0.00	0.00	0.00	48,969.38	-48,969.38	-2.75%
OUTPAT HOSP	33	67,213.53	18,636.37	43,674.91	4,902.25	628.07	0.00	4,274.18	0.24%
PSYCHIATRIC	252	65,772.17	12,401.08	20,183.09	33,188.00	1,085.00	0.00	32,103.00	1.81%
RADIATION /CHEMO	210	636,805.59	2,867.00	488,031.80	145,906.79	17.88	0.00	145,888.91	8.21%
REHAB	1	19,483.00	0.00	13,958.54	5,524.46	0.00	0.00	5,524.46	0.31%
SLEEP DISORDER	6	334.65	334.65	0.00	0.00	0.00	0.00	0.00	0.00%
SUBS ABUSE	4	92,613.76	0.00	81,291.76	11,322.00	0.00	0.00	11,322.00	0.64%
SURG FACILITY	102	1,548,728.82	24,261.76	1,220,597.55	303,869.51	2,325.00	0.00	301,544.51	16.96%
SURGERY	307	76,463.24	568.00	61,619.46	14,275.78	0.00	0.00	14,275.78	0.80%
SURGERY IP	55	87,084.42	25,442.00	43,831.49	17,810.93	0.00	0.00	17,810.93	1.00%
SURGERY OP	145	230,646.04	8,737.67	166,456.77	55,451.60	0.00	0.00	55,451.60	3.12%
THERAPY	574	54,971.39	-67.00	31,449.79	23,588.60	1,740.00	0.00	21,848.60	1.23%
URGENT CARE	9	2,683.00	1,207.00	1,043.83	432.17	100.00	0.00	332.17	0.02%
VISION	2	262.35	262.35	0.00	0.00	0.00	0.00	0.00	0.00%
WELLNESS	2744	181,719.16	8,156.66	138,160.04	35,402.46	0.00	0.00	35,402.46	1.99%
XRAY/ LAB	7143	1,099,931.56	132,625.49	795,766.92	171,539.15	7,189.16	0.00	164,349.99	9.24%
<b>Totals for 00532</b>	17419	13,094,362.85	2,956,226.94	8,279,633.61	1,858,502.30	31,491.52	48,969.38	1,778,041.40	

Requested by: ReportScheduler from p316 data [P316]

Generated at: 12:57:29 on 01 December 2022

Block of Business ID: EBMSI  
 Client ID: 00532  
 Paid Date: 11/1/2022 to 11/30/2022

Products: MM, DE, RX, VI

ClientId	Client Name	CategoryId	Category Description	Unique Patients	Claim Count	Paid Amount	Percent of Total
00532	West Volusia Hospital Authority	09	Diseases of Circulatory System	102	172	122,700.84	13.79%
00532	West Volusia Hospital Authority	14	Diseases of the Genitourinary System	101	226	104,543.97	11.75%
00532	West Volusia Hospital Authority	02	Neoplasms	50	122	102,195.23	11.49%
00532	West Volusia Hospital Authority	11	Diseases of the Digestive System	92	205	88,967.59	10.00%
00532	West Volusia Hospital Authority	18	Symptoms, signs and abnormal clinical and laboratory findings, not elsewhere...	209	370	87,339.34	9.82%
00532	West Volusia Hospital Authority	19	Injury, Poisoning and Certain Other Consequences of External Causes	33	89	81,322.96	9.14%
00532	West Volusia Hospital Authority	13	Diseases of the Musculoskeletal System & Connective Tissue	131	285	69,846.27	7.85%
00532	West Volusia Hospital Authority	01	Certain infectious and parasitic disease	36	75	62,934.31	7.08%
00532	West Volusia Hospital Authority	10	Diseases of the Respiratory System	42	95	35,017.64	3.94%
00532	West Volusia Hospital Authority	21	Factors Influencing Health Status and Contact with Health Services	204	263	33,675.97	3.79%
00532	West Volusia Hospital Authority	04	Endocrine, nutritional and metabolic diseases	169	217	25,429.58	2.86%
00532	West Volusia Hospital Authority	07	Diseases of the eye & adnexa	25	41	21,901.41	2.46%
00532	West Volusia Hospital Authority	05	Mental, Behavioral and Neurodevelopmental disorders	83	139	15,077.82	1.70%
00532	West Volusia Hospital Authority	03	Diseases of the blood and blood-forming organs & disorders involving the...	45	84	13,096.65	1.47%
00532	West Volusia Hospital Authority	12	Diseases of the skin & subcutaneous tissue	26	42	9,877.90	1.11%
00532	West Volusia Hospital Authority	06	Diseases of the nervous system	30	40	9,161.12	1.03%
00532	West Volusia Hospital Authority	08	Diseases of the ear & mastoid process	7	9	4,722.96	0.53%
00532	West Volusia Hospital Authority	15	Pregnancy, childbirth and the puerperium	5	10	1,647.71	0.19%
00532	West Volusia Hospital Authority	22	Codes for Special Purposes	1	1	53.42	0.01%
00532	West Volusia Hospital Authority	17	Congenital malformations, deformations and chromosomal abnormalities	1	1	16.75	0.00%
				1392	2486	889,529.44	100.00%

Block of Business ID: EBMSI  
 Client ID: 00532  
 Paid Date: 10/1/2022 to 11/30/2022

Products: MM, DE, RX, VI

ClientId	Client Name	CategoryId	Category Description	Unique Patients	Claim Count	Paid Amount	Percent of Total
00532	West Volusia Hospital Authority	02	Neoplasms	75	263	278,294.17	15.65%
00532	West Volusia Hospital Authority	11	Diseases of the Digestive System	158	410	239,934.87	13.49%
00532	West Volusia Hospital Authority	09	Diseases of Circulatory System	171	348	213,195.99	11.99%
00532	West Volusia Hospital Authority	14	Diseases of the Genitourinary System	148	407	160,892.57	9.05%
00532	West Volusia Hospital Authority	18	Symptoms, signs and abnormal clinical and laboratory findings, not elsewhere...	329	666	123,413.57	6.94%
00532	West Volusia Hospital Authority	01	Certain infectious and parasitic disease	64	133	122,685.98	6.90%
00532	West Volusia Hospital Authority	13	Diseases of the Musculoskeletal System & Connective Tissue	206	566	112,407.35	6.32%
00532	West Volusia Hospital Authority	19	Injury, Poisoning and Certain Other Consequences of External Causes	59	143	103,883.72	5.84%
00532	West Volusia Hospital Authority	21	Factors Influencing Health Status and Contact with Health Services	378	554	75,734.16	4.26%
00532	West Volusia Hospital Authority	10	Diseases of the Respiratory System	64	191	60,739.24	3.42%
00532	West Volusia Hospital Authority	22	Codes for Special Purposes	6	9	58,804.88	3.31%
00532	West Volusia Hospital Authority	04	Endocrine, nutritional and metabolic diseases	279	406	58,663.35	3.30%
00532	West Volusia Hospital Authority	05	Mental, Behavioral and Neurodevelopmental disorders	114	284	53,031.78	2.98%
00532	West Volusia Hospital Authority	07	Diseases of the eye & adnexa	34	69	36,166.07	2.03%
00532	West Volusia Hospital Authority	03	Diseases of the blood and blood-forming organs & disorders involving the...	68	174	28,926.55	1.63%
00532	West Volusia Hospital Authority	06	Diseases of the nervous system	61	95	25,632.95	1.44%
00532	West Volusia Hospital Authority	12	Diseases of the skin & subcutaneous tissue	36	69	17,039.46	0.96%
00532	West Volusia Hospital Authority	08	Diseases of the ear & mastoid process	9	14	5,700.16	0.32%
00532	West Volusia Hospital Authority	15	Pregnancy, childbirth and the puerperium	7	21	2,739.10	0.15%
00532	West Volusia Hospital Authority	17	Congenital malformations, deformations and chromosomal abnormalities	2	2	155.48	0.01%
				2268	4824	1,778,041.40	100.00%

Block of Business ID: EBMSI  
 Client ID: 00532  
 Paid Date: 11/1/2022 to 11/30/2022

Products: MM, DE, RX, VI

ClientId	Client Name	CategoryId	Category Description	Unique Patients	Claim Count	Paid Amount	Percent of Total
00532	West Volusia Hospital Authority	09.06	Other forms of heart disease	25	40	64,751.00	7.28%
00532	West Volusia Hospital Authority	14.03	Acute kidney failure and chronic kidney disease	26	98	64,388.19	7.24%
00532	West Volusia Hospital Authority	01.04	Other bacterial diseases	7	33	58,315.02	6.56%
00532	West Volusia Hospital Authority	02.08	Malignant neoplasms of breast	8	42	56,183.17	6.32%
00532	West Volusia Hospital Authority	09.03	Hypertensive diseases	44	56	33,071.90	3.72%
00532	West Volusia Hospital Authority	18.01	Symptoms and signs involving the circulatory and respiratory systems	61	92	30,855.04	3.47%
00532	West Volusia Hospital Authority	19.22	Complications of surgical and medical care, not elsewhere classified	4	26	30,374.43	3.41%
00532	West Volusia Hospital Authority	11.02	Diseases of esophagus, stomach and duodenum	32	70	25,735.23	2.89%
00532	West Volusia Hospital Authority	21.01	Persons encountering health services for examinations	176	208	24,236.76	2.72%
00532	West Volusia Hospital Authority	18.08	General symptoms and signs	41	59	22,153.69	2.49%
00532	West Volusia Hospital Authority	18.02	Symptoms and signs involving the digestive system and abdomen	57	83	21,690.14	2.44%
00532	West Volusia Hospital Authority	19.07	Injuries to the wrist, hand and fingers	2	6	20,284.10	2.28%
00532	West Volusia Hospital Authority	13.04	Osteoarthritis	22	36	20,183.25	2.27%
00532	West Volusia Hospital Authority	07.04	Disorders of lens	11	19	19,202.19	2.16%
00532	West Volusia Hospital Authority	10.04	Other diseases of upper respiratory tract	4	9	18,592.29	2.09%
00532	West Volusia Hospital Authority	11.09	Disorders of gallbladder, biliary tract and pancreas	7	30	17,450.24	1.96%
00532	West Volusia Hospital Authority	11.06	Other diseases of intestines	28	37	15,494.47	1.74%
00532	West Volusia Hospital Authority	02.19	Benign neoplasms, except benign neuroendocrine tumors	21	32	15,292.39	1.72%
00532	West Volusia Hospital Authority	13.10	Other dorsopathies	34	68	15,272.49	1.72%
00532	West Volusia Hospital Authority	02.03	Malignant neoplasms of respiratory and intrathoracic organs	3	7	14,755.54	1.66%
00532	West Volusia Hospital Authority	13.05	Other joint disorders	38	70	13,649.37	1.53%
00532	West Volusia Hospital Authority	14.10	Noninflammatory disorders of female genital tract	26	38	13,377.83	1.50%
00532	West Volusia Hospital Authority	11.05	Noninfective enteritis and colitis	7	22	13,341.95	1.50%
00532	West Volusia Hospital Authority	19.08	Injuries to the hip and thigh	2	15	13,295.66	1.49%
00532	West Volusia Hospital Authority	04.02	Diabetes mellitus	92	127	11,184.13	1.26%
00532	West Volusia Hospital Authority	09.09	Diseases of veins, lymphatic vessels and lymph nodes, not elsewhere classified	10	11	10,985.36	1.23%
00532	West Volusia Hospital Authority	05.04	Mood [affective] disorders	56	93	9,785.85	1.10%
00532	West Volusia Hospital Authority	13.13	Other soft tissue disorders	30	40	8,551.92	0.96%
00532	West Volusia Hospital Authority	19.03	Injuries to the thorax	3	3	8,022.29	0.90%
00532	West Volusia Hospital Authority	03.01	Nutritional anemias	21	50	7,806.90	0.88%

Requested by: ReportScheduler from p316 data [P316]

Generated at: 00:28:08 on 01 December 2022

Block of Business ID: EBMSI  
 Client ID: 00532  
 Paid Date: 11/1/2022 to 11/30/2022

Products: MM, DE, RX, VI

ClientId	Client Name	CategoryId	Category Description	Unique Patients	Claim Count	Paid Amount	Percent of Total
00532	West Volusia Hospital Authority	04.09	Metabolic disorders	53	59	7,770.81	0.87%
00532	West Volusia Hospital Authority	14.07	Diseases of male genital organs	4	6	7,414.69	0.83%
00532	West Volusia Hospital Authority	11.04	Hernia	8	13	7,213.10	0.81%
00532	West Volusia Hospital Authority	06.06	Episodic and paroxysmal disorders	16	23	7,019.75	0.79%
00532	West Volusia Hospital Authority	12.01	Infections of the skin and subcutaneous tissue	10	18	6,892.32	0.77%
00532	West Volusia Hospital Authority	10.11	Other diseases of the respiratory system	5	9	6,842.09	0.77%
00532	West Volusia Hospital Authority	09.04	Ischemic heart diseases	17	24	6,518.73	0.73%
00532	West Volusia Hospital Authority	14.04	Urolithiasis	8	20	6,386.42	0.72%
00532	West Volusia Hospital Authority	11.03	Diseases of appendix	3	9	6,335.09	0.71%
00532	West Volusia Hospital Authority	14.06	Other diseases of the urinary system	16	25	6,237.05	0.70%
00532	West Volusia Hospital Authority	09.07	Cerebrovascular diseases	9	26	5,535.60	0.62%
00532	West Volusia Hospital Authority	10.05	Chronic lower respiratory diseases	22	50	5,413.50	0.61%
00532	West Volusia Hospital Authority	13.11	Disorders of muscles	5	8	4,794.79	0.54%
00532	West Volusia Hospital Authority	02.10	Malignant neoplasms of male genital organs	1	3	4,643.94	0.52%
00532	West Volusia Hospital Authority	04.07	Other nutritional deficiencies	9	10	4,203.19	0.47%
00532	West Volusia Hospital Authority	13.09	Spondylopathies	22	29	4,023.71	0.45%
00532	West Volusia Hospital Authority	14.08	Disorders of breast	14	17	3,912.31	0.44%
00532	West Volusia Hospital Authority	08.02	Diseases of middle ear and mastoid	3	4	3,810.41	0.43%
00532	West Volusia Hospital Authority	21.09	Encounters for other specific health care	7	11	3,665.84	0.41%
00532	West Volusia Hospital Authority	02.06	Malignant neoplasms of mesothelial and soft tissue	1	9	3,595.50	0.40%
00532	West Volusia Hospital Authority	18.09	Abnormal findings on examination of blood, without diagnosis	36	41	3,331.97	0.37%
00532	West Volusia Hospital Authority	10.02	Influenza and pneumonia	6	19	3,269.00	0.37%
00532	West Volusia Hospital Authority	02.20	Neoplasms of uncertain behavior, polycythemia vera and myelodysplastic...	8	12	3,135.75	0.35%
00532	West Volusia Hospital Authority	18.06	Symptoms and signs involving cognition, perception, emotional state and...	11	16	2,772.29	0.31%
00532	West Volusia Hospital Authority	19.01	Injuries to the head	5	7	2,752.15	0.31%
00532	West Volusia Hospital Authority	05.05	Anxiety, dissociative, stress-related, somatoform and other nonpsychotic...	18	27	2,493.26	0.28%
00532	West Volusia Hospital Authority	03.04	Coagulation defects, purpura and other hemorrhagic conditions	7	9	2,340.11	0.26%
00532	West Volusia Hospital Authority	19.04	Injuries to the abdomen, lower back, lumbar spine, pelvis and external genitals	3	5	2,165.41	0.24%
00532	West Volusia Hospital Authority	19.09	Injuries to the knee and lower leg	6	13	2,155.51	0.24%
00532	West Volusia Hospital Authority	02.18	In situ neoplasms	1	1	2,124.09	0.24%

Requested by: ReportScheduler from p316 data [P316]

Generated at: 00:28:08 on 01 December 2022

Block of Business ID: EBMSI  
 Client ID: 00532  
 Paid Date: 11/1/2022 to 11/30/2022

Products: MM, DE, RX, VI

ClientId	Client Name	CategoryId	Category Description	Unique Patients	Claim Count	Paid Amount	Percent of Total
00532	West Volusia Hospital Authority	18.12	Abnormal findings on diagnostic imaging and in function studies, without...	23	27	2,019.63	0.23%
00532	West Volusia Hospital Authority	21.15	Persons with potential health hazards related to family and personal history...	13	13	1,992.42	0.22%
00532	West Volusia Hospital Authority	03.03	Aplastic and other anemias and other bone marrow failure syndromes	13	14	1,971.84	0.22%
00532	West Volusia Hospital Authority	18.04	Symptoms and signs involving the nervous and musculoskeletal systems	2	13	1,840.52	0.21%
00532	West Volusia Hospital Authority	11.08	Diseases of liver	14	18	1,832.72	0.21%
00532	West Volusia Hospital Authority	21.07	Persons with potential health hazards related to communicable diseases	12	13	1,782.56	0.20%
00532	West Volusia Hospital Authority	21.08	Persons encountering health services in circumstances related to reproduction	8	16	1,667.39	0.19%
00532	West Volusia Hospital Authority	05.02	Mental and behavioral disorders due to psychoactive substance use	6	9	1,626.50	0.18%
00532	West Volusia Hospital Authority	14.02	Renal tubulo-interstitial diseases	3	6	1,557.46	0.18%
00532	West Volusia Hospital Authority	04.01	Disorders of thyroid gland	13	15	1,523.61	0.17%
00532	West Volusia Hospital Authority	02.05	Melanoma and other malignant neoplasms of skin	4	5	1,492.97	0.17%
00532	West Volusia Hospital Authority	01.16	Mycoses	7	10	1,400.65	0.16%
00532	West Volusia Hospital Authority	13.03	Inflammatory polyarthropathies	6	10	1,243.90	0.14%
00532	West Volusia Hospital Authority	06.11	Other disorders of the nervous system	9	10	1,209.31	0.14%
00532	West Volusia Hospital Authority	01.14	Human immunodeficiency virus [HIV] disease	6	11	1,160.80	0.13%
00532	West Volusia Hospital Authority	11.01	Diseases of oral cavity and salivary glands	1	2	1,035.97	0.12%
00532	West Volusia Hospital Authority	07.06	Glaucoma	5	6	993.23	0.11%
00532	West Volusia Hospital Authority	03.05	Other disorders of blood and blood-forming organs	11	11	977.80	0.11%
00532	West Volusia Hospital Authority	12.03	Dermatitis and eczema	6	9	962.57	0.11%
00532	West Volusia Hospital Authority	09.08	Diseases of arteries, arterioles and capillaries	7	7	931.71	0.10%
00532	West Volusia Hospital Authority	07.03	Disorders of sclera, cornea, iris and ciliary body	4	9	910.35	0.10%
00532	West Volusia Hospital Authority	12.09	Other disorders of the skin and subcutaneous tissue	7	8	901.40	0.10%
00532	West Volusia Hospital Authority	12.07	Disorders of skin appendages	4	5	888.00	0.10%
00532	West Volusia Hospital Authority	01.13	Viral hepatitis	5	9	887.92	0.10%
00532	West Volusia Hospital Authority	18.05	Symptoms and signs involving the genitourinary system	18	20	837.90	0.09%
00532	West Volusia Hospital Authority	19.05	Injuries to the shoulder and upper arm	2	3	815.56	0.09%
00532	West Volusia Hospital Authority	13.07	Systemic connective tissue disorders	4	7	793.21	0.09%
00532	West Volusia Hospital Authority	15.09	Other obstetric conditions, not elsewhere classified	1	1	784.67	0.09%
00532	West Volusia Hospital Authority	18.11	Abnormal findings on examination of other body fluids, substances and...	6	8	761.88	0.09%
00532	West Volusia Hospital Authority	09.02	Chronic rheumatic heart diseases	5	5	688.06	0.08%

Requested by: ReportScheduler from p316 data [P316]

Generated at: 00:28:08 on 01 December 2022



## Cost of Minor

Block of Business ID: EBMSI  
 Client ID: 00532  
 Paid Date: 11/1/2022 to 11/30/2022

Products: MM, DE, RX, VI

ClientId	Client Name	CategoryId	Category Description	Unique Patients	Claim Count	Paid Amount	Percent of Total
00532	West Volusia Hospital Authority	14.09	Inflammatory diseases of female pelvic organs	3	6	667.25	0.08%
00532	West Volusia Hospital Authority	05.01	Mental disorders due to known physiological conditions	1	5	595.65	0.07%
00532	West Volusia Hospital Authority	04.04	Disorders of other endocrine glands	4	5	576.42	0.06%
00532	West Volusia Hospital Authority	19.10	Injuries to the ankle and foot	3	3	566.65	0.06%
00532	West Volusia Hospital Authority	15.04	Other maternal disorders predominantly related to pregnancy	2	5	550.16	0.06%
00532	West Volusia Hospital Authority	06.07	Nerve, nerve root and plexus disorders	2	2	520.23	0.06%
00532	West Volusia Hospital Authority	01.15	Other viral diseases	3	3	509.40	0.06%
00532	West Volusia Hospital Authority	14.05	Other disorders of kidney and ureter	8	9	504.00	0.06%
00532	West Volusia Hospital Authority	02.09	Malignant neoplasms of female genital organs	3	5	502.12	0.06%
00532	West Volusia Hospital Authority	08.01	Diseases of external ear	2	3	495.78	0.06%
00532	West Volusia Hospital Authority	07.01	Disorders of eyelid, lacrimal system and orbit	4	5	483.54	0.05%
00532	West Volusia Hospital Authority	18.03	Symptoms and signs involving the skin and subcutaneous tissue	3	3	430.66	0.05%
00532	West Volusia Hospital Authority	08.04	Other disorders of ear	2	2	416.77	0.05%
00532	West Volusia Hospital Authority	19.02	Injuries to the neck	3	4	409.75	0.05%
00532	West Volusia Hospital Authority	02.11	Malignant neoplasms of urinary tract	1	2	396.92	0.04%
00532	West Volusia Hospital Authority	13.08	Deforming dorsopathies	1	3	388.36	0.04%
00532	West Volusia Hospital Authority	11.10	Other diseases of the digestive system	1	3	372.71	0.04%
00532	West Volusia Hospital Authority	10.07	Other respiratory diseases principally affecting the interstitium	1	1	367.61	0.04%
00532	West Volusia Hospital Authority	19.06	Injuries to the elbow and forearm	1	2	365.67	0.04%
00532	West Volusia Hospital Authority	18.10	Abnormal findings on examination of urine, without diagnosis	4	5	346.18	0.04%
00532	West Volusia Hospital Authority	13.21	Chronic Gout	2	3	334.28	0.04%
00532	West Volusia Hospital Authority	21.14	Persons encountering health services in other circumstances	2	2	331.00	0.04%
00532	West Volusia Hospital Authority	01.01	Intestinal infectious diseases	4	4	325.55	0.04%
00532	West Volusia Hospital Authority	10.03	Other acute lower respiratory infections	2	2	267.51	0.03%
00532	West Volusia Hospital Authority	13.12	Disorders of synovium and tendon	1	1	260.28	0.03%
00532	West Volusia Hospital Authority	18.07	Symptoms and signs involving speech and voice	1	1	243.29	0.03%
00532	West Volusia Hospital Authority	12.05	Urticaria and erythema	2	2	233.61	0.03%
00532	West Volusia Hospital Authority	06.03	Extrapyramidal and movement disorders	2	2	197.54	0.04%
00532	West Volusia Hospital Authority	01.05	Infections with a predominantly sexual mode of transmission	3	4	191.67	0.02%
00532	West Volusia Hospital Authority	13.14	Disorders of bone density and structure	9	9	189.27	0.02%

Requested by: ReportScheduler from p316 data [P316]

Generated at: 00:28:08 on 01 December 2022



Block of Business ID: EBMSI  
 Client ID: 00532  
 Paid Date: 11/1/2022 to 11/30/2022

Products: MM, DE, RX, VI

ClientId	Client Name	CategoryId	Category Description	Unique Patients	Claim Count	Paid Amount	Percent of Total
00532	West Volusia Hospital Authority	07.07	Disorders of vitreous body and globe	1	1	188.00	0.02%
00532	West Volusia Hospital Authority	05.10	Behavioral and emotional disorders with onset usually occurring in childhood...	1	1	171.48	0.02%
00532	West Volusia Hospital Authority	04.10	Postprocedural endocrine and metabolic complications and disorders, not...	1	1	171.42	0.02%
00532	West Volusia Hospital Authority	15.01	Pregnancy with abortive outcome	2	2	162.19	0.02%
00532	West Volusia Hospital Authority	13.15	Other osteopathies	1	1	161.44	0.02%
00532	West Volusia Hospital Authority	09.10	Other and unspecified disorders of the circulatory system	1	2	159.06	0.02%
00532	West Volusia Hospital Authority	11.07	Diseases of peritoneum and retroperitoneum	1	1	156.11	0.02%
00532	West Volusia Hospital Authority	01.11	Viral infections characterized by skin and mucous membrane lesions	1	1	143.30	0.02%
00532	West Volusia Hospital Authority	10.01	Acute upper respiratory infections	1	1	141.02	0.02%
00532	West Volusia Hospital Authority	07.05	Disorders of choroid and retina	1	1	124.10	0.01%
00532	West Volusia Hospital Authority	19.18	Poisoning by, adverse effects of and underdosing of drugs, medicaments and...	2	2	115.78	0.01%
00532	West Volusia Hospital Authority	06.08	Polyneuropathies and other disorders of the peripheral nervous system	2	2	115.52	0.01%
00532	West Volusia Hospital Authority	15.05	Maternal care related to the fetus and amniotic cavity and possible delivery...	1	1	108.77	0.01%
00532	West Volusia Hospital Authority	05.03	Schizophrenia, schizotypal, delusional, and other non-mood psychotic disorders	1	1	103.77	0.02%
00532	West Volusia Hospital Authority	06.04	Other degenerative diseases of the nervous system	1	1	98.77	0.03%
00532	West Volusia Hospital Authority	09.05	Pulmonary heart disease and diseases of pulmonary circulation	1	1	59.42	0.01%
00532	West Volusia Hospital Authority	18.13	Abnormal tumor markers	2	2	56.15	0.01%
00532	West Volusia Hospital Authority	22.1	Emergency Use 2019-nCoVacute respiratory disease	1	1	53.42	0.01%
00532	West Volusia Hospital Authority	02.17	Malignant neoplasms of lymphoid, hematopoietic and related tissue	2	3	49.59	0.01%
00532	West Volusia Hospital Authority	15.02	Supervision of high risk pregnancy	1	1	41.92	0.00%
00532	West Volusia Hospital Authority	10.09	Other diseases of the pleura	3	3	25.85	0.00%
00532	West Volusia Hospital Authority	02.14	Malignant neoplasms of ill-defined, other secondary and unspecified sites	1	1	23.25	0.00%
00532	West Volusia Hospital Authority	17.09	Congenital malformations and deformations of the musculoskeletal system	1	1	16.75	0.00%
				1571	2486	889,529.44	100.00%

Block of Business ID: EBMSI  
 Client ID: 00532  
 Paid Date: 10/1/2022 to 11/30/2022

Products: MM, DE, RX, VI

ClientId	Client Name	CategoryId	Category Description	Unique Patients	Claim Count	Paid Amount	Percent of Total
00532	West Volusia Hospital Authority	11.06	Other diseases of intestines	56	112	114,148.51	6.42%
00532	West Volusia Hospital Authority	01.04	Other bacterial diseases	13	45	109,338.98	6.15%
00532	West Volusia Hospital Authority	02.08	Malignant neoplasms of breast	12	86	104,752.95	5.89%
00532	West Volusia Hospital Authority	14.03	Acute kidney failure and chronic kidney disease	41	207	97,544.97	5.49%
00532	West Volusia Hospital Authority	09.06	Other forms of heart disease	50	91	83,678.99	4.71%
00532	West Volusia Hospital Authority	22.1	Emergency Use 2019-nCoV acute respiratory disease	6	9	58,804.88	3.31%
00532	West Volusia Hospital Authority	21.01	Persons encountering health services for examinations	328	429	56,076.23	3.15%
00532	West Volusia Hospital Authority	09.03	Hypertensive diseases	76	129	56,020.91	3.15%
00532	West Volusia Hospital Authority	02.03	Malignant neoplasms of respiratory and intrathoracic organs	4	17	54,957.89	3.09%
00532	West Volusia Hospital Authority	18.01	Symptoms and signs involving the circulatory and respiratory systems	101	168	46,088.85	2.59%
00532	West Volusia Hospital Authority	02.19	Benign neoplasms, except benign neuroendocrine tumors	34	61	41,266.61	2.32%
00532	West Volusia Hospital Authority	19.22	Complications of surgical and medical care, not elsewhere classified	6	30	35,391.54	1.99%
00532	West Volusia Hospital Authority	11.02	Diseases of esophagus, stomach and duodenum	59	121	35,206.80	1.98%
00532	West Volusia Hospital Authority	02.09	Malignant neoplasms of female genital organs	3	14	34,476.46	1.94%
00532	West Volusia Hospital Authority	13.04	Osteoarthritis	30	74	30,925.19	1.74%
00532	West Volusia Hospital Authority	11.09	Disorders of gallbladder, biliary tract and pancreas	12	45	29,838.71	1.68%
00532	West Volusia Hospital Authority	14.10	Noninflammatory disorders of female genital tract	42	67	29,750.71	1.67%
00532	West Volusia Hospital Authority	18.02	Symptoms and signs involving the digestive system and abdomen	97	157	29,272.67	1.65%
00532	West Volusia Hospital Authority	07.04	Disorders of lens	13	30	26,888.24	1.51%
00532	West Volusia Hospital Authority	18.08	General symptoms and signs	66	101	26,123.91	1.47%
00532	West Volusia Hospital Authority	09.08	Diseases of arteries, arterioles and capillaries	10	14	24,166.18	1.36%
00532	West Volusia Hospital Authority	04.02	Diabetes mellitus	146	226	23,789.63	1.34%
00532	West Volusia Hospital Authority	19.08	Injuries to the hip and thigh	4	22	23,261.23	1.31%
00532	West Volusia Hospital Authority	13.10	Other dorsopathies	58	134	23,069.84	1.30%
00532	West Volusia Hospital Authority	10.04	Other diseases of upper respiratory tract	7	17	20,464.06	1.15%
00532	West Volusia Hospital Authority	19.07	Injuries to the wrist, hand and fingers	4	8	20,455.21	1.15%
00532	West Volusia Hospital Authority	13.05	Other joint disorders	67	126	19,617.73	1.10%
00532	West Volusia Hospital Authority	05.04	Mood [affective] disorders	72	184	19,537.58	1.10%
00532	West Volusia Hospital Authority	11.04	Hernia	14	23	19,484.72	1.10%
00532	West Volusia Hospital Authority	09.09	Diseases of veins, lymphatic vessels and lymph nodes, not elsewhere classified	17	24	19,268.36	1.08%

Requested by: ReportScheduler from p316 data [P316]

Generated at: 00:28:54 on 01 December 2022



## Cost of Minor

Block of Business ID: EBMSI  
 Client ID: 00532  
 Paid Date: 10/1/2022 to 11/30/2022

Products: MM, DE, RX, VI

ClientId	Client Name	CategoryId	Category Description	Unique Patients	Claim Count	Paid Amount	Percent of Total
00532	West Volusia Hospital Authority	10.05	Chronic lower respiratory diseases	33	97	17,193.10	0.97%
00532	West Volusia Hospital Authority	11.05	Noninfective enteritis and colitis	10	38	16,964.52	0.95%
00532	West Volusia Hospital Authority	04.01	Disorders of thyroid gland	28	38	16,921.72	0.95%
00532	West Volusia Hospital Authority	03.01	Nutritional anemias	29	92	15,501.95	0.87%
00532	West Volusia Hospital Authority	05.02	Mental and behavioral disorders due to psychoactive substance use	10	15	15,108.24	0.85%
00532	West Volusia Hospital Authority	06.06	Episodic and paroxysmal disorders	34	55	14,806.29	0.83%
00532	West Volusia Hospital Authority	13.09	Spondylopathies	41	71	14,627.50	0.82%
00532	West Volusia Hospital Authority	12.01	Infections of the skin and subcutaneous tissue	14	28	12,679.13	0.71%
00532	West Volusia Hospital Authority	13.13	Other soft tissue disorders	54	86	12,655.94	0.71%
00532	West Volusia Hospital Authority	10.02	Influenza and pneumonia	8	27	12,142.66	0.68%
00532	West Volusia Hospital Authority	02.13	Malignant neoplasms of thyroid and other endocrine glands	2	4	11,937.40	0.67%
00532	West Volusia Hospital Authority	04.09	Metabolic disorders	88	110	11,248.62	0.63%
00532	West Volusia Hospital Authority	09.07	Cerebrovascular diseases	10	31	10,364.05	0.58%
00532	West Volusia Hospital Authority	09.04	Ischemic heart diseases	28	40	10,227.24	0.58%
00532	West Volusia Hospital Authority	05.03	Schizophrenia, schizotypal, delusional, and other non-mood psychotic disorders	4	5	9,863.46	0.55%
00532	West Volusia Hospital Authority	11.10	Other diseases of the digestive system	4	11	9,474.26	0.53%
00532	West Volusia Hospital Authority	10.11	Other diseases of the respiratory system	12	32	9,220.04	0.52%
00532	West Volusia Hospital Authority	09.05	Pulmonary heart disease and diseases of pulmonary circulation	5	10	8,308.82	0.47%
00532	West Volusia Hospital Authority	19.03	Injuries to the thorax	6	6	8,300.73	0.47%
00532	West Volusia Hospital Authority	14.07	Diseases of male genital organs	6	10	7,709.15	0.43%
00532	West Volusia Hospital Authority	14.08	Disorders of breast	26	33	7,203.98	0.41%
00532	West Volusia Hospital Authority	21.15	Persons with potential health hazards related to family and personal history...	34	40	7,146.80	0.40%
00532	West Volusia Hospital Authority	03.03	Aplastic and other anemias and other bone marrow failure syndromes	25	42	7,104.75	0.40%
00532	West Volusia Hospital Authority	06.07	Nerve, nerve root and plexus disorders	6	8	6,919.73	0.39%
00532	West Volusia Hospital Authority	14.06	Other diseases of the urinary system	18	31	6,810.23	0.38%
00532	West Volusia Hospital Authority	14.04	Urolithiasis	10	24	6,608.76	0.37%
00532	West Volusia Hospital Authority	05.05	Anxiety, dissociative, stress-related, somatoform and other nonpsychotic...	27	62	6,471.26	0.36%
00532	West Volusia Hospital Authority	02.06	Malignant neoplasms of mesothelial and soft tissue	1	20	6,440.84	0.36%
00532	West Volusia Hospital Authority	11.03	Diseases of appendix	3	9	6,335.09	0.36%
00532	West Volusia Hospital Authority	02.05	Melanoma and other malignant neoplasms of skin	7	14	6,198.86	0.35%

Requested by: ReportScheduler from p316 data [P316]

Generated at: 00:28:54 on 01 December 2022

Block of Business ID: EBMSI  
 Client ID: 00532  
 Paid Date: 10/1/2022 to 11/30/2022

Products: MM, DE, RX, VI

ClientId	Client Name	CategoryId	Category Description	Unique Patients	Claim Count	Paid Amount	Percent of Total
00532	West Volusia Hospital Authority	02.10	Malignant neoplasms of male genital organs	3	9	5,530.76	0.31%
00532	West Volusia Hospital Authority	13.11	Disorders of muscles	7	11	5,516.87	0.31%
00532	West Volusia Hospital Authority	04.07	Other nutritional deficiencies	18	20	4,932.49	0.28%
00532	West Volusia Hospital Authority	21.09	Encounters for other specific health care	16	27	4,847.52	0.27%
00532	West Volusia Hospital Authority	18.09	Abnormal findings on examination of blood, without diagnosis	54	62	4,727.92	0.27%
00532	West Volusia Hospital Authority	19.18	Poisoning by, adverse effects of and underdosing of drugs, medicaments and...	3	10	4,675.43	0.26%
00532	West Volusia Hospital Authority	01.01	Intestinal infectious diseases	6	8	4,489.56	0.25%
00532	West Volusia Hospital Authority	18.12	Abnormal findings on diagnostic imaging and in function studies, without...	42	49	4,219.87	0.24%
00532	West Volusia Hospital Authority	11.08	Diseases of liver	21	31	4,212.05	0.24%
00532	West Volusia Hospital Authority	02.18	In situ neoplasms	1	2	4,153.33	0.23%
00532	West Volusia Hospital Authority	07.06	Glaucoma	11	12	4,129.42	0.23%
00532	West Volusia Hospital Authority	08.02	Diseases of middle ear and mastoid	4	6	4,069.53	0.23%
00532	West Volusia Hospital Authority	18.06	Symptoms and signs involving cognition, perception, emotional state and...	19	28	3,955.26	0.22%
00532	West Volusia Hospital Authority	02.20	Neoplasms of uncertain behavior, polycythemia vera and myelodysplastic...	10	20	3,807.08	0.21%
00532	West Volusia Hospital Authority	03.04	Coagulation defects, purpura and other hemorrhagic conditions	10	18	3,351.72	0.19%
00532	West Volusia Hospital Authority	19.09	Injuries to the knee and lower leg	10	24	3,145.19	0.18%
00532	West Volusia Hospital Authority	11.07	Diseases of peritoneum and retroperitoneum	2	16	3,014.35	0.17%
00532	West Volusia Hospital Authority	21.08	Persons encountering health services in circumstances related to reproduction	11	28	3,002.05	0.17%
00532	West Volusia Hospital Authority	19.01	Injuries to the head	9	11	2,986.83	0.17%
00532	West Volusia Hospital Authority	03.05	Other disorders of blood and blood-forming organs	16	22	2,968.13	0.17%
00532	West Volusia Hospital Authority	14.02	Renal tubulo-interstitial diseases	4	8	2,860.65	0.16%
00532	West Volusia Hospital Authority	07.02	Disorders of conjunctiva	2	6	2,834.30	0.16%
00532	West Volusia Hospital Authority	06.11	Other disorders of the nervous system	15	20	2,721.90	0.15%
00532	West Volusia Hospital Authority	21.07	Persons with potential health hazards related to communicable diseases	17	21	2,703.94	0.15%
00532	West Volusia Hospital Authority	01.14	Human immunodeficiency virus [HIV] disease	10	25	2,670.24	0.15%
00532	West Volusia Hospital Authority	18.04	Symptoms and signs involving the nervous and musculoskeletal systems	5	17	2,502.40	0.14%
00532	West Volusia Hospital Authority	01.13	Viral hepatitis	11	17	2,399.06	0.13%
00532	West Volusia Hospital Authority	01.16	Mycoses	15	24	2,372.10	0.13%
00532	West Volusia Hospital Authority	19.04	Injuries to the abdomen, lower back, lumbar spine, pelvis and external genitals	4	6	2,324.25	0.13%
00532	West Volusia Hospital Authority	13.03	Inflammatory polyarthropathies	11	19	1,973.78	0.11%

Requested by: ReportScheduler from p316 data [P316]

Generated at: 00:28:54 on 01 December 2022



## Cost of Minor

Block of Business ID: EBMSI  
 Client ID: 00532  
 Paid Date: 10/1/2022 to 11/30/2022

Products: MM, DE, RX, VI

ClientId	Client Name	CategoryId	Category Description	Unique Patients	Claim Count	Paid Amount	Percent of Total
00532	West Volusia Hospital Authority	21.14	Persons encountering health services in other circumstances	5	6	1,851.51	0.10%
00532	West Volusia Hospital Authority	18.05	Symptoms and signs involving the genitourinary system	33	41	1,846.75	0.10%
00532	West Volusia Hospital Authority	18.11	Abnormal findings on examination of other body fluids, substances and...	12	16	1,833.41	0.10%
00532	West Volusia Hospital Authority	18.03	Symptoms and signs involving the skin and subcutaneous tissue	9	13	1,762.61	0.10%
00532	West Volusia Hospital Authority	12.09	Other disorders of the skin and subcutaneous tissue	9	16	1,686.89	0.09%
00532	West Volusia Hospital Authority	04.04	Disorders of other endocrine glands	9	11	1,599.47	0.09%
00532	West Volusia Hospital Authority	02.14	Malignant neoplasms of ill-defined, other secondary and unspecified sites	3	4	1,537.29	0.09%
00532	West Volusia Hospital Authority	14.05	Other disorders of kidney and ureter	13	19	1,438.81	0.08%
00532	West Volusia Hospital Authority	02.02	Malignant neoplasms of digestive organs	1	2	1,346.49	0.08%
00532	West Volusia Hospital Authority	13.08	Deforming dorsopathies	8	11	1,268.27	0.07%
00532	West Volusia Hospital Authority	11.01	Diseases of oral cavity and salivary glands	3	4	1,255.86	0.07%
00532	West Volusia Hospital Authority	02.17	Malignant neoplasms of lymphoid, hematopoietic and related tissue	2	5	1,233.11	0.07%
00532	West Volusia Hospital Authority	07.03	Disorders of sclera, cornea, iris and ciliary body	4	11	1,193.44	0.07%
00532	West Volusia Hospital Authority	05.01	Mental disorders due to known physiological conditions	1	10	1,191.30	0.07%
00532	West Volusia Hospital Authority	13.07	Systemic connective tissue disorders	5	11	1,164.78	0.07%
00532	West Volusia Hospital Authority	12.03	Dermatitis and eczema	6	13	1,132.22	0.06%
00532	West Volusia Hospital Authority	12.07	Disorders of skin appendages	6	7	1,041.48	0.06%
00532	West Volusia Hospital Authority	19.10	Injuries to the ankle and foot	9	11	1,006.81	0.06%
00532	West Volusia Hospital Authority	09.02	Chronic rheumatic heart diseases	7	7	1,002.38	0.06%
00532	West Volusia Hospital Authority	10.07	Other respiratory diseases principally affecting the interstitium	4	7	979.47	0.06%
00532	West Volusia Hospital Authority	14.09	Inflammatory diseases of female pelvic organs	4	7	866.54	0.05%
00532	West Volusia Hospital Authority	15.04	Other maternal disorders predominantly related to pregnancy	2	8	860.83	0.05%
00532	West Volusia Hospital Authority	19.05	Injuries to the shoulder and upper arm	3	4	853.00	0.05%
00532	West Volusia Hospital Authority	08.04	Other disorders of ear	3	3	820.41	0.05%
00532	West Volusia Hospital Authority	08.01	Diseases of external ear	2	5	810.22	0.05%
00532	West Volusia Hospital Authority	15.09	Other obstetric conditions, not elsewhere classified	1	1	784.67	0.04%
00532	West Volusia Hospital Authority	05.06	Behavioral syndromes associated with physiological disturbances and...	2	5	551.06	0.03%
00532	West Volusia Hospital Authority	13.14	Disorders of bone density and structure	15	16	533.90	0.03%
00532	West Volusia Hospital Authority	19.02	Injuries to the neck	4	5	525.50	0.03%
00532	West Volusia Hospital Authority	18.07	Symptoms and signs involving speech and voice	2	4	522.55	0.03%

Requested by: ReportScheduler from p316 data [P316]

Generated at: 00:28:54 on 01 December 2022



## Cost of Minor

Block of Business ID: EBMSI  
 Client ID: 00532  
 Paid Date: 10/1/2022 to 11/30/2022

Products: MM, DE, RX, VI

ClientId	Client Name	CategoryId	Category Description	Unique Patients	Claim Count	Paid Amount	Percent of Total
00532	West Volusia Hospital Authority	01.15	Other viral diseases	3	3	509.40	0.03%
00532	West Volusia Hospital Authority	07.01	Disorders of eyelid, lacrimal system and orbit	4	5	483.54	0.03%
00532	West Volusia Hospital Authority	18.10	Abnormal findings on examination of urine, without diagnosis	6	7	460.34	0.03%
00532	West Volusia Hospital Authority	19.20	Other and unspecified effects of external causes	2	2	449.52	0.03%
00532	West Volusia Hospital Authority	15.01	Pregnancy with abortive outcome	2	6	441.90	0.02%
00532	West Volusia Hospital Authority	13.21	Chronic Gout	3	4	401.54	0.02%
00532	West Volusia Hospital Authority	02.11	Malignant neoplasms of urinary tract	1	2	396.92	0.02%
00532	West Volusia Hospital Authority	13.15	Other osteopathies	2	2	391.73	0.02%
00532	West Volusia Hospital Authority	06.08	Polyneuropathies and other disorders of the peripheral nervous system	3	4	382.54	0.02%
00532	West Volusia Hospital Authority	19.06	Injuries to the elbow and forearm	1	2	365.67	0.02%
00532	West Volusia Hospital Authority	15.06	Complications of labor and delivery	2	2	331.44	0.02%
00532	West Volusia Hospital Authority	06.04	Other degenerative diseases of the nervous system	2	3	331.05	0.02%
00532	West Volusia Hospital Authority	10.03	Other acute lower respiratory infections	3	3	320.93	0.02%
00532	West Volusia Hospital Authority	07.07	Disorders of vitreous body and globe	2	2	314.92	0.02%
00532	West Volusia Hospital Authority	12.05	Urticaria and erythema	2	3	300.87	0.02%
00532	West Volusia Hospital Authority	06.03	Extrapyramidal and movement disorders	3	3	296.31	0.02%
00532	West Volusia Hospital Authority	01.05	Infections with a predominantly sexual mode of transmission	4	5	294.81	0.02%
00532	West Volusia Hospital Authority	01.21	Bacterial and viral infectious agents	2	3	273.89	0.02%
00532	West Volusia Hospital Authority	13.12	Disorders of synovium and tendon	1	1	260.28	0.01%
00532	West Volusia Hospital Authority	05.10	Behavioral and emotional disorders with onset usually occurring in childhood...	1	2	205.11	0.01%
00532	West Volusia Hospital Authority	12.04	Papulosquamous disorders	2	2	198.87	0.01%
00532	West Volusia Hospital Authority	01.22	Other infectious diseases	1	2	194.64	0.01%
00532	West Volusia Hospital Authority	10.01	Acute upper respiratory infections	2	2	180.37	0.01%
00532	West Volusia Hospital Authority	06.05	Demyelinating diseases of the central nervous system	1	2	175.13	0.01%
00532	West Volusia Hospital Authority	04.10	Postprocedural endocrine and metabolic complications and disorders, not...	1	1	171.42	0.01%
00532	West Volusia Hospital Authority	09.10	Other and unspecified disorders of the circulatory system	1	2	159.06	0.01%
00532	West Volusia Hospital Authority	15.08	Complications predominantly related to the puerperium	1	1	152.84	0.01%
00532	West Volusia Hospital Authority	01.11	Viral infections characterized by skin and mucous membrane lesions	1	1	143.30	0.01%
00532	West Volusia Hospital Authority	02.01	Malignant neoplasms of lip, oral cavity and pharynx	1	2	141.41	0.01%
00532	West Volusia Hospital Authority	10.09	Other diseases of the pleura	4	5	139.84	0.01%

Requested by: ReportScheduler from p316 data [P316]

Generated at: 00:28:54 on 01 December 2022



## Cost of Minor

Block of Business ID: EBMSI  
Client ID: 00532  
Paid Date: 10/1/2022 to 11/30/2022

Products: MM, DE, RX, VI

ClientId	Client Name	CategoryId	Category Description	Unique Patients	Claim Count	Paid Amount	Percent of Total
00532	West Volusia Hospital Authority	17.03	Congenital malformations of the circulatory system	1	1	138.73	0.01%
00532	West Volusia Hospital Authority	07.11	Other disorders of eye and adnexa	1	1	133.51	0.01%
00532	West Volusia Hospital Authority	15.05	Maternal care related to the fetus and amniotic cavity and possible delivery...	1	2	125.50	0.01%
00532	West Volusia Hospital Authority	07.05	Disorders of choroid and retina	1	1	124.10	0.01%
00532	West Volusia Hospital Authority	02.22	Neoplasms of unspecified behavior	1	1	116.77	0.01%
00532	West Volusia Hospital Authority	05.07	Disorders of adult personality and behavior	1	1	103.77	0.01%
00532	West Volusia Hospital Authority	14.01	Glomerular diseases	1	1	98.77	0.01%
00532	West Volusia Hospital Authority	18.13	Abnormal tumor markers	3	3	97.03	0.01%
00532	West Volusia Hospital Authority	19.21	Certain early complications of trauma	1	1	71.59	0.00%
00532	West Volusia Hospital Authority	19.14	Burns and corrosions of external body surface, specified by site	1	1	71.22	0.00%
00532	West Volusia Hospital Authority	21.10	Persons with potential health hazards related to socioeconomic and...	1	1	67.26	0.00%
00532	West Volusia Hospital Authority	07.09	Disorders of ocular muscles, binocular movement, accommodation and...	1	1	64.60	0.00%
00532	West Volusia Hospital Authority	15.02	Supervision of high risk pregnancy	1	1	41.92	0.00%
00532	West Volusia Hospital Authority	21.12	Blood type	1	1	24.95	0.00%
00532	West Volusia Hospital Authority	17.09	Congenital malformations and deformations of the musculoskeletal system	1	1	16.75	0.00%
00532	West Volusia Hospital Authority	21.16	Weeks of Gestation	1	1	13.90	0.00%
				2668	4824	1,778,041.40	100.00%

Requested by: ReportScheduler from p316 data [P316]

Generated at: 00:28:56 on 01 December 2022



## Summary of Claims Paid By Location

Block of Business ID: EBMSI  
Client ID: 00532

Paid Date: 11/1/2022 to 11/30/2022

Description	Claims	Medical	Dental	Vision	Prescription	Disability	Total Paid
<b>00532-West Volusia Hospital Authority</b>							
miCareDeLand	1923	473,713.43	0.00	0.00	0.00	0.00	473,713.43
miCareDelton	1704	391,369.48	0.00	0.00	0.00	0.00	391,369.48
miCarePierse	137	24,446.53	0.00	0.00	0.00	0.00	24,446.53
N/A	5	0.00	0.00	0.00	0.00	0.00	0.00
<b>00532 Totals:</b>	<b>3769</b>	<b>889,529.44</b>	<b>0.00</b>	<b>0.00</b>	<b>0.00</b>	<b>0.00</b>	<b>889,529.44</b>





## Summary of Claims Paid By Location

Block of Business ID: EBMSI  
Client ID: 00532

Paid Date: 10/1/2022 to 11/30/2022

Description	Claims	Medical	Dental	Vision	Prescription	Disability	Total Paid
<b>00532-West Volusia Hospital Authority</b>							
DeLand	1	0.00	0.00	0.00	0.00	0.00	0.00
miCareDeLand	3855	839,798.60	0.00	0.00	0.00	0.00	839,798.60
miCareDelton	3540	887,081.55	0.00	0.00	0.00	0.00	887,081.55
miCarePierse	280	51,161.25	0.00	0.00	0.00	0.00	51,161.25
N/A	21	0.00	0.00	0.00	0.00	0.00	0.00
<b>00532 Totals:</b>	<b>7697</b>	<b>1,778,041.40</b>	<b>0.00</b>	<b>0.00</b>	<b>0.00</b>	<b>0.00</b>	<b>1,778,041.40</b>



Top Providers by Paid Amount for Tins: '204552956'

Block of Business ID: EBMSI  
Client ID: 00532

Paid Date: 11/1/2022 to 11/30/2022

Tin	NPI	Provider	City	State	Specialty	Claim Count	Billed Charges	Over UCR	PPO Discount	Allowed	Plan Paid	Patient Resp
20-4552956	1942540356	Micare LLC	Billings	MT	Clinic	627	0.00	0.00	0.00	0.00	0.00	0.00



Top Providers by Paid Amount for Tins: '204552956'

Block of Business ID: EBMSI  
Client ID: 00532

Paid Date: 10/1/2022 to 11/30/2022

Tin	NPI	Provider	City	State	Specialty	Claim Count	Billed Charges	Over UCR	PPO Discount	Allowed	Plan Paid	Patient Resp
20-4552956	1942540356	Micare LLC	Billings	MT	Clinic	1268	0.00	0.00	0.00	0.00	0.00	0.00



## CLAIMS PAID BY MONTH

Paid Date: 10/1/22 to 11/30/22

Location Name	Month	Hospital	Laboratory	PCP	Speciality	Facility Physician	Total Claims Count	Total Paid Claims	Total Fixed Costs	Employee Count	PEPM Cost/ Employee	Hospital PEPM	Lab PEPM	PCP PEPM	Speciality PEPM	Facility PEPM
<b>00532 - West Volusia Hospital Authority</b>																
DeLand	10-2022	\$0.00	\$0.00	\$0.00	\$0.00	\$0.00	1	\$0.00	\$0.00	0	\$0.00	\$0.00	\$0.00	\$0.00	\$0.00	\$0.00
	<b>Subtotal:</b>	\$0.00	\$0.00	\$0.00	\$0.00	\$0.00	1	\$0.00	\$0.00	0	\$0.00	\$0.00	\$0.00	\$0.00	\$0.00	\$0.00
miCareDeLand	10-2022	\$220,706.47	\$17,765.12	\$0.00	\$127,613.58	\$0.00	1926	\$366,085.17	\$0.00	768	\$476.67	\$287.38	\$23.13	\$0.00	\$166.16	\$0.00
miCareDeLand	11-2022	\$314,460.97	\$16,345.94	\$0.00	\$142,845.67	\$0.00	1860	\$473,652.58	\$0.00	754	\$628.19	\$417.06	\$21.68	\$0.00	\$189.45	\$0.00
	<b>Subtotal:</b>	\$535,167.44	\$34,111.06	\$0.00	\$270,459.25	\$0.00	3786	\$839,737.75	\$0.00	1522	\$551.73	\$351.62	\$22.41	\$0.00	\$177.70	\$0.00
miCareDelton	10-2022	\$268,532.42	\$25,763.65	\$0.00	\$201,416.00	\$0.00	1829	\$495,712.07	\$0.00	563	\$880.48	\$476.97	\$45.76	\$0.00	\$357.75	\$0.00
miCareDelton	11-2022	\$191,566.04	\$22,902.70	\$0.00	\$176,900.74	\$0.00	1702	\$391,369.48	\$0.00	554	\$706.44	\$345.79	\$41.34	\$0.00	\$319.32	\$0.00
	<b>Subtotal:</b>	\$460,098.46	\$48,666.35	\$0.00	\$378,316.74	\$0.00	3531	\$887,081.55	\$0.00	1117	\$794.16	\$411.91	\$43.57	\$0.00	\$338.69	\$0.00
miCarePierso	10-2022	\$15,567.57	\$1,544.48	\$0.00	\$9,602.67	\$0.00	143	\$26,714.72	\$0.00	75	\$356.20	\$207.57	\$20.59	\$0.00	\$128.04	\$0.00
miCarePierso	11-2022	\$12,975.18	\$1,505.57	\$0.00	\$9,965.78	\$0.00	137	\$24,446.53	\$0.00	70	\$349.24	\$185.36	\$21.51	\$0.00	\$142.37	\$0.00
	<b>Subtotal:</b>	\$28,542.75	\$3,050.05	\$0.00	\$19,568.45	\$0.00	280	\$51,161.25	\$0.00	145	\$352.84	\$196.85	\$21.03	\$0.00	\$134.95	\$0.00
N/A	10-2022	\$0.00	\$0.00	\$0.00	\$0.00	\$0.00	16	\$0.00	\$0.00	0	\$0.00	\$0.00	\$0.00	\$0.00	\$0.00	\$0.00
N/A	11-2022	\$60.85	\$0.00	\$0.00	\$0.00	\$0.00	6	\$60.85	\$405,122.59	0	\$0.00	\$0.00	\$0.00	\$0.00	\$0.00	\$0.00
	<b>Subtotal:</b>	\$60.85	\$0.00	\$0.00	\$0.00	\$0.00	22	\$60.85	\$405,122.59	0	\$0.00	\$0.00	\$0.00	\$0.00	\$0.00	\$0.00
	<b>Total:</b>	\$1,023,869.50	\$85,827.46	\$0.00	\$668,344.44	\$0.00	7620	\$1,778,041.40	\$405,122.59	2784	\$784.18	\$367.77	\$30.83	\$0.00	\$240.07	\$0.00

### Parameters

Beginning Location:  
Ending Location:  
Paid Date: 10/1/2022-11/30/2022  
Reporting Period: CLIENTYTD  
Location: 000-zzzzz

\*\* Census Count Comments: Membership is counted per location, per department, or per plan for each month; an individual with a change may be counted more than one time.



EBMS

January 19, 2023

Submission Report for  
WVHA Board Members

# Table of Contents

Executive Summary Current Month & YTD .....1

PCORI Membership Count .....5

Enrollment Counts by Postal Code .....6

Tier Census .....7

Benefit Analysis Summary Current Month & YTD.....9

Cost of Major Current Month & YTD.....12

Cost of Minor Current Month & YTD.....14

Summary of Claims Paid by Location.....25

Paid Amount by PCP Encounters Current Month & YTD.....27

Claims paid by Month .....29



# Executive Summary for 00532

Client: West Volusia Hospital Authority  
 Paid Dates: 12/1/2022 to 12/31/2022  
 Location: All

Department: All  
 Benefit Plan: All  
 TIN: All

Plan Experience Summary			Cash Flow Summary		Disallowed Charges by Category		
Claim Counts	7072		Charges	\$5,373,231	Disallowed Category	Amount	% of Gross
Claim Type	Total Paid	Per EE/Mo	less Disallowed	\$4,764,989	Addl Info Not Provided	\$38,584	0.72%
Medical	\$594,774	\$466	Allowed	\$608,242	Duplicate Charges	-\$89,584	-1.67%
Professional	\$239,798	\$188	less Member	\$14,114	Plan Limitations	\$1,647,363	30.66%
Facility	\$354,976	\$278	less Adjustments	-\$645	Cost Savings	\$3,167,982	58.96%
PBM	\$0	\$0	Paid Benefit	\$594,774	Other	\$643	0.01%
<b>Total Plan Paid:</b>	<b>\$594,774</b>	<b>\$466</b>	plus Admin Costs	\$275,618	<b>Total:</b>	<b>\$4,764,989</b>	<b>88.68%</b>
			<b>Total Plan Paid:</b>	<b>\$870,392</b>			

Census										
Census Date:	Male	Female	Total	Male	Female	Male	Female	Total	Total	Total
12/31/2022	Emp	Emp	Employees	Spouse	Spouse	Dep	Dep	Medical	Dental	Vision
0 to 19	25	25	50	0	0	0	0	50	0	0
20 to 25	20	30	50	0	0	0	0	50	0	0
26 to 29	21	30	51	0	0	0	0	51	0	0
30 to 39	101	95	196	0	0	0	0	196	0	0
40 to 49	122	171	293	0	0	0	0	293	0	0
50 to 59	173	219	392	0	0	0	0	392	0	0
60 to 64	73	103	176	0	0	0	0	176	0	0
65 and Older	21	47	68	0	0	0	0	68	0	0
<b>Totals</b>	<b>556</b>	<b>720</b>	<b>1276</b>	<b>0</b>	<b>0</b>	<b>0</b>	<b>0</b>	<b>1276</b>	<b>0</b>	<b>0</b>
<b>Average Age</b>	<b>46.27</b>	<b>48.06</b>	<b>47.28</b>	<b>0.00</b>	<b>0.00</b>	<b>0.00</b>	<b>0.00</b>	<b>47.28</b>	<b>0.00</b>	<b>0.00</b>

Top Paid			Plan Payment by Age & Claimant Type			
Name	Claim Count	Paid	Census Date: 12/31/2022	Employee	Spouse	Dependent
Adventhealth Deland	95	\$122,552	0 to 19	\$2,322	\$0	\$0
Medical Center Of Deltona	23	\$116,809	20 to 25	\$14,541	\$0	\$0
Adventhealth Fish	58	\$58,964	26 to 29	\$5,648	\$0	\$0
Florida Cancer Specialists	87	\$36,469	30 to 39	\$37,103	\$0	\$0
Deland Dialysis	109	\$24,204	40 to 49	\$177,164	\$0	\$0
6 Radiology Associates	165	\$19,366	50 to 59	\$222,801	\$0	\$0
Quest Diagnostics Tampa	379	\$18,609	60 to 64	\$88,020	\$0	\$0
Halifax Hospital Medical	6	\$18,484	65 and Older	\$47,173	\$0	\$0
Gastroenterology Of	83	\$11,445	<b>Totals</b>	<b>\$594,774</b>	<b>\$0</b>	<b>\$0</b>
Orange City Surgery	18	\$10,263				

Claims Paid by Month		Average Lag & Average Spend (rolling 12 months)			
October 22	\$888,512	Product	Avg Paid per Day	Avg Lag Days	Lag Dollars
November 22	\$889,529	Medical	\$20,039	49	\$981,911
December 22	\$594,774	RX	\$0	585	\$0
<b>Total:</b>	<b>\$2,372,815</b>	<b>Total:</b>			<b>\$981,911</b>



# Executive Summary for 00532

Client: West Volusia Hospital Authority  
 Paid Dates: 12/1/2022 to 12/31/2022  
 Location: All

Department: All  
 Benefit Plan: All  
 TIN: All

Benefit Analysis								
Benefit Category	Line Counts	Charges	Disallowed	Allowed	Member	Adjustments	Plan Paid	% of Total
AMBULANCE	2	\$40,839	\$40,839	\$0	\$0	\$0	\$0	0.00%
ANESTHESIA	57	\$85,823	\$81,667	\$4,156	\$0	\$0	\$4,156	0.70%
CHIROPRACTIC	38	\$1,730	\$1,054	\$676	\$150	\$0	\$526	0.09%
COVID-19	20	\$5,945	\$5,391	\$553	\$0	\$0	\$553	0.09%
DIALYSIS	143	\$1,385,551	\$1,356,943	\$28,608	\$0	\$0	\$28,608	4.81%
DME/APPLIANCE	6	\$7,338	\$7,338	\$0	\$0	\$0	\$0	0.00%
EMERG ROOM CHRGS	375	\$861,979	\$772,180	\$89,799	\$3,792	\$0	\$86,007	14.46%
HOME HEALTH CARE	2	\$22,293	\$22,293	\$0	\$0	\$0	\$0	0.00%
HOSPICE CARE	2	\$0	\$0	\$0	\$0	\$0	\$0	0.00%
INELIGIBLE	340	\$128,630	\$128,630	\$0	\$0	\$0	\$0	0.00%
INPATIENT PHYS	207	\$50,779	\$41,242	\$9,537	\$0	\$0	\$9,537	1.60%
IP HOSP CHARGES	59	\$1,216,411	\$1,039,419	\$176,992	\$1,250	\$0	\$175,742	29.55%
MATERNITY	2	\$3,000	\$3,000	\$0	\$0	\$0	\$0	0.00%
MEDICAL MISC	15	\$6,903	\$5,082	\$1,821	\$1	\$0	\$1,820	0.31%
OFFICE VISIT	874	\$113,294	\$70,312	\$42,982	\$3,340	\$0	\$39,642	6.67%
OP PHYSICIAN	242	\$117,798	\$97,187	\$20,611	\$273	\$0	\$20,338	3.42%
OTHER	223	\$13,405	\$13,405	\$0	\$0	-\$645	\$645	0.11%
OUTPAT HOSP	17	-\$5,457	-\$6,210	\$753	\$176	\$0	\$577	0.10%
PSYCHIATRIC	154	\$63,149	\$51,206	\$11,943	\$590	\$0	\$11,353	1.91%
RADIATION /CHEMO	76	\$168,750	\$137,436	\$31,314	\$0	\$0	\$31,314	5.26%
REHAB	1	\$32,088	\$23,282	\$8,806	\$0	\$0	\$8,806	1.48%
SLEEP DISORDER	1	\$57	\$57	\$0	\$0	\$0	\$0	0.00%
SUBS ABUSE	2	\$12,995	\$8,569	\$4,426	\$0	\$0	\$4,426	0.74%
SURG FACILITY	29	\$292,434	\$242,194	\$50,240	\$673	\$0	\$49,567	8.33%
SURGERY	183	\$43,204	\$38,235	\$4,969	\$0	\$0	\$4,969	0.84%
SURGERY IP	29	\$34,572	\$25,714	\$8,858	\$0	\$0	\$8,858	1.49%
SURGERY OP	54	\$78,710	\$54,429	\$24,281	\$0	\$0	\$24,281	4.08%
THERAPY	203	\$22,602	\$13,863	\$8,739	\$570	\$0	\$8,169	1.37%
URGENT CARE	6	\$1,777	\$1,525	\$252	\$50	\$0	\$202	0.03%
VISION	2	\$310	\$310	\$0	\$0	\$0	\$0	0.00%
WELLNESS	1034	\$68,490	\$56,739	\$11,751	\$0	\$0	\$11,751	1.98%
XRAY/ LAB	2945	\$497,830	\$431,655	\$66,176	\$3,249	\$0	\$62,927	10.58%
<b>Totals:</b>	<b>7343</b>	<b>\$5,373,231</b>	<b>\$4,764,989</b>	<b>\$608,242</b>	<b>\$14,114</b>	<b>-\$645</b>	<b>\$594,774</b>	





# Executive Summary for 00532

Client: West Volusia Hospital Authority  
 Paid Dates: 10/1/2022 to 12/31/2022  
 Location: All

Department: All  
 Benefit Plan: All  
 TIN: All

Plan Experience Summary			Cash Flow Summary		Disallowed Charges by Category		
Claim Counts	24261		Charges	\$18,467,594	Disallowed Category	Amount	% of Gross
Claim Type	Total Paid	Per EE/Mo	less Disallowed	\$16,000,849	Addl Info Not Provided	\$498,835	2.70%
Medical	\$2,372,815	\$620	Allowed	\$2,466,745	Duplicate Charges	\$80,480	0.44%
Professional	\$940,351	\$246	less Member	\$45,605	Plan Limitations	\$3,944,118	21.36%
Facility	\$1,432,464	\$374	less Adjustments	\$48,324	Cost Savings	\$11,427,359	61.88%
PBM	\$0	\$0	Paid Benefit	\$2,372,815	UCR Reductions	\$1,031	0.01%
<b>Total Plan Paid:</b>	<b>\$2,372,815</b>	<b>\$620</b>	plus Admin Costs	\$680,741	Other	\$49,025	0.27%
			<b>Total Plan Paid:</b>	<b>\$3,053,556</b>	<b>Total:</b>	<b>\$16,000,849</b>	<b>86.64%</b>

Census										
Census Date:	Male	Female	Total	Male	Female	Male	Female	Total	Total	Total
12/31/2022	Emp	Emp	Employees	Spouse	Spouse	Dep	Dep	Medical	Dental	Vision
0 to 19	25	25	50	0	0	0	0	50	0	0
20 to 25	20	30	50	0	0	0	0	50	0	0
26 to 29	21	30	51	0	0	0	0	51	0	0
30 to 39	101	95	196	0	0	0	0	196	0	0
40 to 49	122	171	293	0	0	0	0	293	0	0
50 to 59	173	219	392	0	0	0	0	392	0	0
60 to 64	73	103	176	0	0	0	0	176	0	0
65 and Older	21	47	68	0	0	0	0	68	0	0
<b>Totals</b>	<b>556</b>	<b>720</b>	<b>1276</b>	<b>0</b>	<b>0</b>	<b>0</b>	<b>0</b>	<b>1276</b>	<b>0</b>	<b>0</b>
<b>Average Age</b>	<b>46.27</b>	<b>48.06</b>	<b>47.28</b>	<b>0.00</b>	<b>0.00</b>	<b>0.00</b>	<b>0.00</b>	<b>47.28</b>	<b>0.00</b>	<b>0.00</b>

Top Paid			Plan Payment by Age & Claimant Type			
Name	Claim Count	Paid	Census Date: 12/31/2022	Employee	Spouse	Dependent
Adventhealth Deland	280	\$459,929	0 to 19	\$9,923	\$0	\$0
Adventhealth Fish	224	\$341,519	20 to 25	\$56,863	\$0	\$0
Halifax Hospital Medical	43	\$316,700	26 to 29	\$17,880	\$0	\$0
Medical Center Of Deltona	58	\$240,046	30 to 39	\$161,363	\$0	\$0
Florida Cancer Specialists	309	\$203,288	40 to 49	\$629,285	\$0	\$0
Quest Diagnostics Tampa	1561	\$100,847	50 to 59	\$934,772	\$0	\$0
6 Radiology Associates	487	\$60,294	60 to 64	\$355,245	\$0	\$0
Deland Dialysis	184	\$54,843	65 and Older	\$207,484	\$0	\$0
Orange City Surgery	58	\$35,762	<b>Totals</b>	<b>\$2,372,815</b>	<b>\$0</b>	<b>\$0</b>
Orange City Surgery	61	\$33,568				

Claims Paid by Month		Average Lag & Average Spend (rolling 12 months)			
October 22	\$888,512	Product	Avg Paid per Day	Avg Lag Days	Lag Dollars
November 22	\$889,529	Medical	\$20,039	49	\$981,911
December 22	\$594,774	RX	\$0	585	\$0
<b>Total:</b>	<b>\$2,372,815</b>	<b>Total:</b>			<b>\$981,911</b>



# Executive Summary for 00532

Client: West Volusia Hospital Authority  
 Paid Dates: 10/1/2022 to 12/31/2022  
 Location: All  
 Department: All  
 Benefit Plan: All  
 TIN: All

Benefit Analysis								
Benefit Category	Line Counts	Charges	Disallowed	Allowed	Member	Adjustments	Plan Paid	% of Total
ALLERGY CARE	4	\$2,400	\$1,565	\$835	\$0	\$0	\$835	0.04%
AMBULANCE	8	\$42,971	\$42,971	\$0	\$0	\$0	\$0	0.00%
ANESTHESIA	197	\$308,372	\$281,959	\$26,413	\$0	\$0	\$26,413	1.11%
CHIROPRACTIC	61	\$2,747	\$1,554	\$1,193	\$240	\$0	\$953	0.04%
COVID-19	55	\$17,708	\$16,285	\$1,423	\$0	\$0	\$1,423	0.06%
DIALYSIS	342	\$2,933,652	\$2,848,227	\$85,426	\$0	\$0	\$85,426	3.60%
DME/APPLIANCE	15	\$8,368	\$8,368	\$0	\$0	\$0	\$0	0.00%
EMERG ROOM CHRGS	1284	\$2,304,873	\$2,123,812	\$181,061	\$7,499	\$0	\$173,562	7.31%
HOME HEALTH CARE	4	\$22,545	\$22,545	\$0	\$0	\$0	\$0	0.00%
HOSPICE CARE	2	\$0	\$0	\$0	\$0	\$0	\$0	0.00%
INELIGIBLE	863	\$265,539	\$265,539	\$0	\$0	\$0	\$0	0.00%
INPATIENT PHYS	1001	\$250,542	\$195,409	\$55,133	\$0	\$0	\$55,133	2.32%
IP HOSP CHARGES	253	\$6,031,909	\$5,219,840	\$812,069	\$5,000	\$0	\$807,069	34.01%
MATERNITY	9	\$9,000	\$9,000	\$0	\$0	\$0	\$0	0.00%
MEDICAL MISC	113	\$44,966	\$33,161	\$11,805	\$408	\$0	\$11,397	0.48%
OFFICE VISIT	2797	\$412,258	\$248,289	\$163,969	\$13,180	\$0	\$150,789	6.35%
OP PHYSICIAN	750	\$307,314	\$235,616	\$71,698	\$886	\$0	\$70,812	2.98%
OTHER	664	\$26,205	\$26,205	\$0	\$0	\$48,324	-\$48,324	-2.04%
OUTPAT HOSP	50	\$61,757	\$56,102	\$5,655	\$804	\$0	\$4,851	0.20%
PSYCHIATRIC	406	\$128,921	\$83,790	\$45,131	\$1,675	\$0	\$43,456	1.83%
RADIATION /CHEMO	286	\$805,555	\$628,335	\$177,220	\$18	\$0	\$177,203	7.47%
REHAB	2	\$51,571	\$37,241	\$14,330	\$0	\$0	\$14,330	0.60%
SLEEP DISORDER	7	\$392	\$392	\$0	\$0	\$0	\$0	0.00%
SUBS ABUSE	6	\$105,609	\$89,861	\$15,748	\$0	\$0	\$15,748	0.66%
SURG FACILITY	131	\$1,841,163	\$1,487,054	\$354,110	\$2,998	\$0	\$351,112	14.80%
SURGERY	490	\$119,668	\$100,423	\$19,245	\$0	\$0	\$19,245	0.81%
SURGERY IP	84	\$121,656	\$94,988	\$26,669	\$0	\$0	\$26,669	1.12%
SURGERY OP	199	\$309,357	\$229,624	\$79,733	\$0	\$0	\$79,733	3.36%
THERAPY	777	\$77,573	\$45,246	\$32,327	\$2,310	\$0	\$30,017	1.27%
URGENT CARE	15	\$4,460	\$3,776	\$684	\$150	\$0	\$534	0.02%
VISION	4	\$572	\$572	\$0	\$0	\$0	\$0	0.00%
WELLNESS	3778	\$250,209	\$203,055	\$47,154	\$0	\$0	\$47,154	1.99%
XRAY/ LAB	10088	\$1,597,762	\$1,360,047	\$237,715	\$10,438	\$0	\$227,277	9.58%
<b>Totals:</b>	<b>24745</b>	<b>\$18,467,594</b>	<b>\$16,000,849</b>	<b>\$2,466,745</b>	<b>\$45,605</b>	<b>\$48,324</b>	<b>\$2,372,815</b>	



## PCORI Membership Count

Block of Business ID: EBMSI  
Client ID: 00532

Eligibility Date: : 1/1/2022 to 12/31/2022

Month-Year	Employee Count	Dependent Count	Total Member
00532-West Volusia Hospital Authority			
1/1/2022	1340	0	1340
2/1/2022	1324	0	1324
3/1/2022	1337	0	1337
4/1/2022	1338	0	1338
5/1/2022	1344	0	1344
6/1/2022	1357	0	1357
7/1/2022	1363	0	1363
8/1/2022	1370	0	1370
9/1/2022	1375	0	1375
10/1/2022	1405	0	1405
11/1/2022	1379	0	1379
12/1/2022	1362	0	1362
Total Member Days			1,357.83

# Enrollment Counts by Postal Code

Block of Business ID:  
Client ID:

EBMSI  
00532

As Of Date: 12/31/2022

Postal Code	Employee Count	Dependent Count	Total Count
32105	1	0	1
32130	63	0	63
32180	84	0	84
32190	29	0	29
32713	39	0	39
32720	318	0	318
32721	1	0	1
32724	226	0	226
32725	218	0	218
32738	187	0	187
32744	16	0	16
32763	83	0	83
32764	9	0	9
32774	2	0	2
<b>Total</b>	1276	0	1276



## Tier Census by Product 12/1/2022

Block of Business ID: EBMSI  
Client ID: 00532  
Status: A,C,NC,R,V

Products: MM,DE,VI

### 00532 : West Volusia Hospital Authority

Medical	Status	Coverage Level	Total Members	Male Members	Female Members	Male Spouses	Female Spouses	Male Dependents	Female Dependents	Total Enrolled
	Active	Employee Only	1292	571	721	0	0	0	0	1292
		Subtotal for Active:	1292	571	721	0	0	0	0	1292
		<b>Total for Medical:</b>	1292	571	721	0	0	0	0	1292

Requested by: ReportScheduler from p316 data [P316]

Generated at: 07:06:11 on 01 December 2022



## Tier Census by Product 12/15/2022

Block of Business ID: EBMSI  
Client ID: 00532  
Status: A,C,NC,R,V

Products: MM,DE,VI

### 00532 : West Volusia Hospital Authority

Medical	Status	Coverage Level	Total Members	Male Members	Female Members	Male Spouses	Female Spouses	Male Dependents	Female Dependents	Total Enrolled
	Active	Employee Only	1271	554	717	0	0	0	0	1271
		Subtotal for Active:	1271	554	717	0	0	0	0	1271
		<b>Total for Medical:</b>	1271	554	717	0	0	0	0	1271

Requested by: ReportScheduler from p316 data [P316]

Generated at: 01:49:10 on 15 December 2022

Jv-1.28.5.0

Yes



# Benefit Analysis Summary

Block of Business ID: EBMSI  
 Client ID: 00532  
 Paid Date: 12/1/2022 to 12/31/2022

	Line Count	Charge	Ineligible	Cost Savings	Allowed	Patient Responsibility	Adjustments	Paid	% Paid
00532-West Volusia Hospital Authority									
AMBULANCE	2	40,839.00	40,839.00	0.00	0.00	0.00	0.00	0.00	0.00%
ANESTHESIA	57	85,823.20	37,307.20	44,360.07	4,155.93	0.00	0.00	4,155.93	0.70%
CHIROPRACTIC	38	1,730.10	77.00	976.81	676.29	150.00	0.00	526.29	0.09%
COVID-19	20	5,944.57	1,737.62	3,653.50	553.45	0.00	0.00	553.45	0.09%
DIALYSIS	143	1,385,551.10	808,301.20	548,642.25	28,607.65	0.00	0.00	28,607.65	4.81%
DME/APPLIANCE	6	7,338.35	7,338.35	0.00	0.00	0.00	0.00	0.00	0.00%
EMERG ROOM...	375	861,979.41	123,488.78	648,691.70	89,798.93	3,792.07	0.00	86,006.86	14.46%
HOME HEALTH CARE	2	22,293.00	22,293.00	0.00	0.00	0.00	0.00	0.00	0.00%
HOSPICE CARE	2	0.00	0.00	0.00	0.00	0.00	0.00	0.00	0.00%
INELIGIBLE	340	128,630.36	128,505.36	125.00	0.00	0.00	0.00	0.00	0.00%
INPATIENT PHYS	207	50,779.00	26,410.00	14,831.60	9,537.40	0.00	0.00	9,537.40	1.60%
IP HOSP CHARGES	59	1,216,411.40	146,038.80	893,380.17	176,992.43	1,250.00	0.00	175,742.43	29.55%
MATERNITY	2	3,000.00	3,000.00	0.00	0.00	0.00	0.00	0.00	0.00%
MEDICAL MISC	15	6,902.98	211.02	4,870.94	1,821.02	0.93	0.00	1,820.09	0.31%
OFFICE VISIT	874	113,293.82	13,494.81	56,817.09	42,981.92	3,340.00	0.00	39,641.92	6.67%
OP PHYSICIAN	242	117,798.13	48,469.30	48,717.69	20,611.14	273.30	0.00	20,337.84	3.42%
OTHER	265	13,405.00	13,405.00	0.00	0.00	0.00	-645.14	645.14	0.11%
OUTPAT HOSP	17	-5,456.92	-17,655.35	11,445.61	752.82	175.74	0.00	577.08	0.10%
PSYCHIATRIC	154	63,148.90	43,686.07	7,519.87	11,942.96	590.00	0.00	11,352.96	1.91%
RADIATION /CHEMO	76	168,749.74	-18,017.45	155,453.60	31,313.59	0.00	0.00	31,313.59	5.26%
REHAB	1	32,088.00	0.00	23,282.00	8,806.00	0.00	0.00	8,806.00	1.48%
SLEEP DISORDER	1	56.93	56.93	0.00	0.00	0.00	0.00	0.00	0.00%
SUBS ABUSE	2	12,995.00	0.00	8,569.15	4,425.85	0.00	0.00	4,425.85	0.74%
SURG FACILITY	29	292,434.39	0.00	242,194.38	50,240.01	672.99	0.00	49,567.02	8.33%
SURGERY	183	43,204.35	350.39	37,884.91	4,969.05	0.00	0.00	4,969.05	0.84%
SURGERY IP	29	34,572.00	12,516.14	13,197.99	8,857.87	0.00	0.00	8,857.87	1.49%
SURGERY OP	54	78,710.49	5,040.33	49,389.12	24,281.04	0.00	0.00	24,281.04	4.08%
THERAPY	203	22,601.80	128.00	13,735.05	8,738.75	570.00	0.00	8,168.75	1.37%
URGENT CARE	6	1,777.00	878.00	647.22	251.78	50.00	0.00	201.78	0.03%
VISION	2	310.00	310.00	0.00	0.00	0.00	0.00	0.00	0.00%
WELLNESS	1034	68,489.61	13,292.09	43,446.45	11,751.07	0.00	0.00	11,751.07	1.98%
XRAY/ LAB	2945	497,830.29	134,861.64	296,793.13	66,175.52	3,248.89	0.00	62,926.63	10.58%
<b>Totals for 00532</b>	<b>7385</b>	<b>5,373,231.00</b>	<b>1,596,363.23</b>	<b>3,168,625.30</b>	<b>608,242.47</b>	<b>14,113.92</b>	<b>-645.14</b>	<b>594,773.69</b>	

Requested by: ReportScheduler from p316 data [P316]

Generated at: 11:41:05 on 01 January 2023



# Benefit Analysis Summary

Block of Business ID: EBMSI  
 Client ID: 00532  
 Paid Date: 10/1/2022 to 12/31/2022

	Line Count	Charge	Ineligible	Cost Savings	Allowed	Patient Responsibility	Adjustments	Paid	% Paid
00532-West Volusia Hospital Authority									
ALLERGY CARE	4	2,400.00	0.00	1,565.28	834.72	0.00	0.00	834.72	0.04%
AMBULANCE	8	42,971.00	42,971.00	0.00	0.00	0.00	0.00	0.00	0.00%
ANESTHESIA	197	308,372.20	84,727.20	197,231.88	26,413.12	0.00	0.00	26,413.12	1.11%
CHIROPRACTIC	61	2,746.80	154.00	1,399.66	1,193.14	240.00	0.00	953.14	0.04%
COVID-19	55	17,708.27	5,008.52	11,276.50	1,423.25	0.00	0.00	1,423.25	0.06%
DIALYSIS	342	2,933,652.48	1,413,674.19	1,434,552.52	85,425.77	0.00	0.00	85,425.77	3.60%
DME/APPLIANCE	15	8,368.49	8,368.49	0.00	0.00	0.00	0.00	0.00	0.00%
EMERG ROOM...	1284	2,304,872.62	776,231.57	1,347,580.36	181,060.69	7,498.59	0.00	173,562.10	7.31%
HOME HEALTH CARE	4	22,545.00	22,515.00	29.96	0.04	0.00	0.00	0.04	0.00%
HOSPICE CARE	2	0.00	0.00	0.00	0.00	0.00	0.00	0.00	0.00%
INELIGIBLE	863	265,539.32	265,414.32	125.00	0.00	0.00	0.00	0.00	0.00%
INPATIENT PHYS	1001	250,541.85	100,950.71	94,458.36	55,132.78	0.00	0.00	55,132.78	2.32%
IP HOSP CHARGES	253	6,031,908.82	1,295,404.93	3,924,434.90	812,068.99	5,000.00	0.00	807,068.99	34.01%
MATERNITY	9	9,000.00	9,000.00	0.00	0.00	0.00	0.00	0.00	0.00%
MEDICAL MISC	113	44,965.98	2,633.02	30,527.75	11,805.21	408.35	0.00	11,396.86	0.48%
OFFICE VISIT	2797	412,258.25	49,999.85	198,289.23	163,969.17	13,180.00	0.00	150,789.17	6.35%
OP PHYSICIAN	750	307,313.51	38,452.55	197,163.08	71,697.88	885.77	0.00	70,812.11	2.98%
OTHER	723	26,205.00	26,205.00	0.00	0.00	0.00	48,324.24	-48,324.24	-2.04%
OUTPAT HOSP	50	61,756.61	981.02	55,120.52	5,655.07	803.81	0.00	4,851.26	0.20%
PSYCHIATRIC	406	128,921.07	56,087.15	27,702.96	45,130.96	1,675.00	0.00	43,455.96	1.83%
RADIATION /CHEMO	286	805,555.33	-15,150.45	643,485.40	177,220.38	17.88	0.00	177,202.50	7.47%
REHAB	2	51,571.00	0.00	37,240.54	14,330.46	0.00	0.00	14,330.46	0.60%
SLEEP DISORDER	7	391.58	391.58	0.00	0.00	0.00	0.00	0.00	0.00%
SUBS ABUSE	6	105,608.76	0.00	89,860.91	15,747.85	0.00	0.00	15,747.85	0.66%
SURG FACILITY	131	1,841,163.21	24,261.76	1,462,791.93	354,109.52	2,997.99	0.00	351,111.53	14.80%
SURGERY	490	119,667.59	918.39	99,504.37	19,244.83	0.00	0.00	19,244.83	0.81%
SURGERY IP	84	121,656.42	37,958.14	57,029.48	26,668.80	0.00	0.00	26,668.80	1.12%
SURGERY OP	199	309,356.53	13,778.00	215,845.89	79,732.64	0.00	0.00	79,732.64	3.36%
THERAPY	777	77,573.19	61.00	45,184.84	32,327.35	2,310.00	0.00	30,017.35	1.27%
URGENT CARE	15	4,460.00	2,085.00	1,691.05	683.95	150.00	0.00	533.95	0.02%
VISION	4	572.35	572.35	0.00	0.00	0.00	0.00	0.00	0.00%
WELLNESS	3778	250,208.77	21,448.75	181,606.49	47,153.53	0.00	0.00	47,153.53	1.99%
XRAY/ LAB	10088	1,597,761.85	267,487.13	1,092,560.05	237,714.67	10,438.05	0.00	227,276.62	9.58%

Requested by: ReportScheduler from p316 data [P316]

Generated at: 11:44:30 on 01 January 2023





## Benefit Analysis Summary

Block of Business ID: EBMSI  
Client ID: 00532  
Paid Date: 10/1/2022 to 12/31/2022

	Line Count	Charge	Ineligible	Cost Savings	Allowed	Patient Responsibility	Adjustments	Paid	% Paid
Totals for 00532	24804	18,467,593.85	4,552,590.17	11,448,258.91	2,466,744.77	45,605.44	48,324.24	2,372,815.09	

Block of Business ID: EBMSI  
 Client ID: 00532  
 Paid Date: 12/1/2022 to 12/31/2022

Products: MM, DE, RX, VI

ClientId	Client Name	CategoryId	Category Description	Unique Patients	Claim Count	Paid Amount	Percent of Total
00532	West Volusia Hospital Authority	18	Symptoms, signs and abnormal clinical and laboratory findings, not elsewhere...	179	286	89,595.07	15.06%
00532	West Volusia Hospital Authority	09	Diseases of Circulatory System	77	113	83,414.55	14.02%
00532	West Volusia Hospital Authority	02	Neoplasms	42	88	69,914.44	11.75%
00532	West Volusia Hospital Authority	11	Diseases of the Digestive System	80	174	68,413.39	11.50%
00532	West Volusia Hospital Authority	14	Diseases of the Genitourinary System	93	169	64,312.12	10.81%
00532	West Volusia Hospital Authority	13	Diseases of the Musculoskeletal System & Connective Tissue	113	226	53,122.85	8.93%
00532	West Volusia Hospital Authority	19	Injury, Poisoning and Certain Other Consequences of External Causes	20	46	46,984.43	7.90%
00532	West Volusia Hospital Authority	21	Factors Influencing Health Status and Contact with Health Services	156	209	28,688.52	4.82%
00532	West Volusia Hospital Authority	05	Mental, Behavioral and Neurodevelopmental disorders	64	121	16,570.83	2.79%
00532	West Volusia Hospital Authority	10	Diseases of the Respiratory System	46	83	15,774.70	2.65%
00532	West Volusia Hospital Authority	04	Endocrine, nutritional and metabolic diseases	98	125	15,106.59	2.54%
00532	West Volusia Hospital Authority	06	Diseases of the nervous system	26	34	11,280.91	1.90%
00532	West Volusia Hospital Authority	03	Diseases of the blood and blood-forming organs & disorders involving the...	37	63	10,461.12	1.76%
00532	West Volusia Hospital Authority	07	Diseases of the eye & adnexa	19	27	6,078.82	1.02%
00532	West Volusia Hospital Authority	08	Diseases of the ear & mastoid process	3	7	4,424.41	0.74%
00532	West Volusia Hospital Authority	01	Certain infectious and parasitic disease	19	25	4,330.50	0.73%
00532	West Volusia Hospital Authority	12	Diseases of the skin & subcutaneous tissue	24	35	3,688.67	0.62%
00532	West Volusia Hospital Authority	15	Pregnancy, childbirth and the puerperium	6	9	1,469.48	0.25%
00532	West Volusia Hospital Authority	17	Congenital malformations, deformations and chromosomal abnormalities	1	1	673.94	0.11%
00532	West Volusia Hospital Authority	22	Codes for Special Purposes	3	4	468.35	0.08%
				1106	1845	594,773.69	100.00%

Block of Business ID: EBMSI  
 Client ID: 00532  
 Paid Date: 10/1/2022 to 12/31/2022

Products: MM, DE, RX, VI

ClientId	Client Name	CategoryId	Category Description	Unique Patients	Claim Count	Paid Amount	Percent of Total
00532	West Volusia Hospital Authority	02	Neoplasms	91	351	348,208.61	14.67%
00532	West Volusia Hospital Authority	11	Diseases of the Digestive System	202	584	308,348.26	13.00%
00532	West Volusia Hospital Authority	09	Diseases of Circulatory System	209	461	296,610.54	12.50%
00532	West Volusia Hospital Authority	14	Diseases of the Genitourinary System	198	576	225,204.69	9.49%
00532	West Volusia Hospital Authority	18	Symptoms, signs and abnormal clinical and laboratory findings, not elsewhere...	411	952	213,008.64	8.98%
00532	West Volusia Hospital Authority	13	Diseases of the Musculoskeletal System & Connective Tissue	252	792	165,530.20	6.98%
00532	West Volusia Hospital Authority	19	Injury, Poisoning and Certain Other Consequences of External Causes	72	189	150,868.15	6.36%
00532	West Volusia Hospital Authority	01	Certain infectious and parasitic disease	75	158	127,016.48	5.35%
00532	West Volusia Hospital Authority	21	Factors Influencing Health Status and Contact with Health Services	472	763	104,422.68	4.40%
00532	West Volusia Hospital Authority	10	Diseases of the Respiratory System	91	274	76,513.94	3.22%
00532	West Volusia Hospital Authority	04	Endocrine, nutritional and metabolic diseases	334	531	73,769.94	3.11%
00532	West Volusia Hospital Authority	05	Mental, Behavioral and Neurodevelopmental disorders	122	405	69,602.61	2.93%
00532	West Volusia Hospital Authority	22	Codes for Special Purposes	9	13	59,273.23	2.50%
00532	West Volusia Hospital Authority	07	Diseases of the eye & adnexa	45	96	42,244.89	1.78%
00532	West Volusia Hospital Authority	03	Diseases of the blood and blood-forming organs & disorders involving the...	83	237	39,387.67	1.66%
00532	West Volusia Hospital Authority	06	Diseases of the nervous system	82	129	36,913.86	1.56%
00532	West Volusia Hospital Authority	12	Diseases of the skin & subcutaneous tissue	49	104	20,728.13	0.87%
00532	West Volusia Hospital Authority	08	Diseases of the ear & mastoid process	10	21	10,124.57	0.43%
00532	West Volusia Hospital Authority	15	Pregnancy, childbirth and the puerperium	11	30	4,208.58	0.18%
00532	West Volusia Hospital Authority	17	Congenital malformations, deformations and chromosomal abnormalities	3	3	829.42	0.03%
				2821	6669	2,372,815.09	100.00%

Block of Business ID: EBMSI  
 Client ID: 00532  
 Paid Date: 12/1/2022 to 12/31/2022

Products: MM, DE, RX, VI

ClientId	Client Name	CategoryId	Category Description	Unique Patients	Claim Count	Paid Amount	Percent of Total
00532	West Volusia Hospital Authority	02.08	Malignant neoplasms of breast	8	36	46,367.80	7.80%
00532	West Volusia Hospital Authority	18.02	Symptoms and signs involving the digestive system and abdomen	55	68	40,410.29	6.79%
00532	West Volusia Hospital Authority	14.03	Acute kidney failure and chronic kidney disease	28	75	39,149.45	6.58%
00532	West Volusia Hospital Authority	19.09	Injuries to the knee and lower leg	6	14	27,546.33	4.63%
00532	West Volusia Hospital Authority	09.09	Diseases of veins, lymphatic vessels and lymph nodes, not elsewhere classified	9	10	27,163.34	4.57%
00532	West Volusia Hospital Authority	18.01	Symptoms and signs involving the circulatory and respiratory systems	40	58	25,639.53	4.31%
00532	West Volusia Hospital Authority	13.09	Spondylopathies	23	37	21,108.97	3.55%
00532	West Volusia Hospital Authority	21.01	Persons encountering health services for examinations	121	133	16,733.07	2.81%
00532	West Volusia Hospital Authority	09.07	Cerebrovascular diseases	5	9	16,458.91	2.77%
00532	West Volusia Hospital Authority	11.06	Other diseases of intestines	18	28	14,997.58	2.52%
00532	West Volusia Hospital Authority	11.02	Diseases of esophagus, stomach and duodenum	32	56	14,034.89	2.36%
00532	West Volusia Hospital Authority	11.09	Disorders of gallbladder, biliary tract and pancreas	5	29	13,642.03	2.29%
00532	West Volusia Hospital Authority	04.02	Diabetes mellitus	64	82	12,424.14	2.09%
00532	West Volusia Hospital Authority	14.10	Noninflammatory disorders of female genital tract	25	39	12,121.88	2.04%
00532	West Volusia Hospital Authority	11.05	Noninfective enteritis and colitis	6	22	11,662.02	1.96%
00532	West Volusia Hospital Authority	09.06	Other forms of heart disease	21	26	11,371.42	1.91%
00532	West Volusia Hospital Authority	09.03	Hypertensive diseases	30	33	11,324.48	1.90%
00532	West Volusia Hospital Authority	09.04	Ischemic heart diseases	14	18	9,916.81	1.67%
00532	West Volusia Hospital Authority	18.08	General symptoms and signs	27	35	9,461.92	1.59%
00532	West Volusia Hospital Authority	13.13	Other soft tissue disorders	23	29	9,132.24	1.54%
00532	West Volusia Hospital Authority	06.06	Episodic and paroxysmal disorders	17	24	8,232.83	1.38%
00532	West Volusia Hospital Authority	10.02	Influenza and pneumonia	5	8	7,425.63	1.25%
00532	West Volusia Hospital Authority	13.10	Other dorsopathies	32	49	7,402.92	1.24%
00532	West Volusia Hospital Authority	13.05	Other joint disorders	31	43	6,535.76	1.10%
00532	West Volusia Hospital Authority	05.04	Mood [affective] disorders	45	80	6,506.70	1.09%
00532	West Volusia Hospital Authority	05.02	Mental and behavioral disorders due to psychoactive substance use	2	2	6,292.05	1.06%
00532	West Volusia Hospital Authority	14.06	Other diseases of the urinary system	14	19	5,992.53	1.01%
00532	West Volusia Hospital Authority	11.03	Diseases of appendix	3	4	5,785.05	0.97%
00532	West Volusia Hospital Authority	10.05	Chronic lower respiratory diseases	27	49	5,562.87	0.94%
00532	West Volusia Hospital Authority	19.01	Injuries to the head	3	5	5,156.55	0.87%

Requested by: ReportScheduler from p316 data [P316]

Generated at: 00:26:02 on 01 January 2023

Block of Business ID: EBMSI  
 Client ID: 00532  
 Paid Date: 12/1/2022 to 12/31/2022

Products: MM, DE, RX, VI

ClientId	Client Name	CategoryId	Category Description	Unique Patients	Claim Count	Paid Amount	Percent of Total
00532	West Volusia Hospital Authority	03.01	Nutritional anemias	16	28	5,048.07	0.85%
00532	West Volusia Hospital Authority	18.12	Abnormal findings on diagnostic imaging and in function studies, without...	20	29	4,934.23	0.83%
00532	West Volusia Hospital Authority	09.10	Other and unspecified disorders of the circulatory system	1	1	4,831.83	0.81%
00532	West Volusia Hospital Authority	19.20	Other and unspecified effects of external causes	1	1	4,626.36	0.78%
00532	West Volusia Hospital Authority	02.19	Benign neoplasms, except benign neuroendocrine tumors	17	17	4,585.40	0.77%
00532	West Volusia Hospital Authority	21.09	Encounters for other specific health care	9	19	4,573.82	0.77%
00532	West Volusia Hospital Authority	02.02	Malignant neoplasms of digestive organs	2	4	3,986.50	0.67%
00532	West Volusia Hospital Authority	02.10	Malignant neoplasms of male genital organs	2	2	3,867.88	0.65%
00532	West Volusia Hospital Authority	11.04	Hernia	8	11	3,827.35	0.64%
00532	West Volusia Hospital Authority	02.06	Malignant neoplasms of mesothelial and soft tissue	1	6	3,785.01	0.64%
00532	West Volusia Hospital Authority	19.04	Injuries to the abdomen, lower back, lumbar spine, pelvis and external genitals	1	1	3,741.84	0.63%
00532	West Volusia Hospital Authority	08.03	Diseases of inner ear	1	1	3,617.25	0.61%
00532	West Volusia Hospital Authority	13.12	Disorders of synovium and tendon	4	12	3,556.22	0.60%
00532	West Volusia Hospital Authority	03.03	Aplastic and other anemias and other bone marrow failure syndromes	16	17	3,172.25	0.53%
00532	West Volusia Hospital Authority	18.09	Abnormal findings on examination of blood, without diagnosis	20	26	2,996.89	0.50%
00532	West Volusia Hospital Authority	02.18	In situ neoplasms	3	4	2,837.60	0.48%
00532	West Volusia Hospital Authority	07.04	Disorders of lens	6	9	2,745.10	0.46%
00532	West Volusia Hospital Authority	21.15	Persons with potential health hazards related to family and personal history...	19	19	2,711.16	0.46%
00532	West Volusia Hospital Authority	11.08	Diseases of liver	15	17	2,560.17	0.43%
00532	West Volusia Hospital Authority	05.05	Anxiety, dissociative, stress-related, somatoform and other nonpsychotic...	16	31	2,455.94	0.41%
00532	West Volusia Hospital Authority	14.02	Renal tubulo-interstitial diseases	4	4	2,452.82	0.41%
00532	West Volusia Hospital Authority	19.05	Injuries to the shoulder and upper arm	2	3	2,372.89	0.40%
00532	West Volusia Hospital Authority	21.08	Persons encountering health services in circumstances related to reproduction	12	23	2,355.12	0.40%
00532	West Volusia Hospital Authority	21.07	Persons with potential health hazards related to communicable diseases	14	15	2,315.35	0.39%
00532	West Volusia Hospital Authority	06.11	Other disorders of the nervous system	5	5	2,267.02	0.38%
00532	West Volusia Hospital Authority	18.06	Symptoms and signs involving cognition, perception, emotional state and...	10	14	2,251.30	0.38%
00532	West Volusia Hospital Authority	19.08	Injuries to the hip and thigh	2	8	2,189.96	0.37%
00532	West Volusia Hospital Authority	14.08	Disorders of breast	9	9	1,961.63	0.33%
00532	West Volusia Hospital Authority	02.03	Malignant neoplasms of respiratory and intrathoracic organs	4	7	1,953.91	0.33%
00532	West Volusia Hospital Authority	13.04	Osteoarthritis	14	22	1,913.61	0.32%

Requested by: ReportScheduler from p316 data [P316]

Generated at: 00:26:02 on 01 January 2023



## Cost of Minor

Block of Business ID: EBMSI  
 Client ID: 00532  
 Paid Date: 12/1/2022 to 12/31/2022

Products: MM, DE, RX, VI

ClientId	Client Name	CategoryId	Category Description	Unique Patients	Claim Count	Paid Amount	Percent of Total
00532	West Volusia Hospital Authority	12.01	Infections of the skin and subcutaneous tissue	10	18	1,800.89	0.30%
00532	West Volusia Hospital Authority	18.11	Abnormal findings on examination of other body fluids, substances and...	11	17	1,683.40	0.28%
00532	West Volusia Hospital Authority	02.05	Melanoma and other malignant neoplasms of skin	3	6	1,641.10	0.28%
00532	West Volusia Hospital Authority	14.07	Diseases of male genital organs	9	11	1,628.45	0.27%
00532	West Volusia Hospital Authority	09.08	Diseases of arteries, arterioles and capillaries	8	8	1,598.32	0.27%
00532	West Volusia Hospital Authority	04.09	Metabolic disorders	25	27	1,563.23	0.26%
00532	West Volusia Hospital Authority	03.04	Coagulation defects, purpura and other hemorrhagic conditions	5	7	1,547.68	0.26%
00532	West Volusia Hospital Authority	01.15	Other viral diseases	2	2	1,290.76	0.22%
00532	West Volusia Hospital Authority	11.07	Diseases of peritoneum and retroperitoneum	1	1	1,212.25	0.20%
00532	West Volusia Hospital Authority	01.13	Viral hepatitis	4	5	1,191.91	0.20%
00532	West Volusia Hospital Authority	13.11	Disorders of muscles	4	10	1,188.57	0.20%
00532	West Volusia Hospital Authority	07.07	Disorders of vitreous body and globe	2	2	1,156.90	0.19%
00532	West Volusia Hospital Authority	10.01	Acute upper respiratory infections	4	6	1,123.32	0.19%
00532	West Volusia Hospital Authority	15.04	Other maternal disorders predominantly related to pregnancy	3	6	1,040.31	0.17%
00532	West Volusia Hospital Authority	10.04	Other diseases of upper respiratory tract	5	5	999.40	0.17%
00532	West Volusia Hospital Authority	13.08	Deforming dorsopathies	4	8	962.13	0.16%
00532	West Volusia Hospital Authority	07.01	Disorders of eyelid, lacrimal system and orbit	5	5	901.40	0.15%
00532	West Volusia Hospital Authority	12.09	Other disorders of the skin and subcutaneous tissue	6	6	895.81	0.15%
00532	West Volusia Hospital Authority	18.04	Symptoms and signs involving the nervous and musculoskeletal systems	2	7	854.07	0.14%
00532	West Volusia Hospital Authority	18.05	Symptoms and signs involving the genitourinary system	17	21	815.25	0.14%
00532	West Volusia Hospital Authority	01.04	Other bacterial diseases	5	7	761.80	0.13%
00532	West Volusia Hospital Authority	13.07	Systemic connective tissue disorders	5	6	735.52	0.12%
00532	West Volusia Hospital Authority	05.01	Mental disorders due to known physiological conditions	1	6	718.62	0.12%
00532	West Volusia Hospital Authority	03.05	Other disorders of blood and blood-forming organs	9	11	693.12	0.12%
00532	West Volusia Hospital Authority	17.01	Congenital malformations of the nervous system	1	1	673.94	0.11%
00532	West Volusia Hospital Authority	12.03	Dermatitis and eczema	6	7	647.71	0.11%
00532	West Volusia Hospital Authority	09.05	Pulmonary heart disease and diseases of pulmonary circulation	3	7	638.47	0.11%
00532	West Volusia Hospital Authority	19.22	Complications of surgical and medical care, not elsewhere classified	1	7	637.29	0.11%
00532	West Volusia Hospital Authority	05.06	Behavioral syndromes associated with physiological disturbances and...	1	2	597.52	0.10%
00532	West Volusia Hospital Authority	06.07	Nerve, nerve root and plexus disorders	1	2	571.38	0.10%

Requested by: ReportScheduler from p316 data [P316]

Generated at: 00:26:02 on 01 January 2023



## Cost of Minor

Block of Business ID: EBMSI  
 Client ID: 00532  
 Paid Date: 12/1/2022 to 12/31/2022

Products: MM, DE, RX, VI

ClientId	Client Name	CategoryId	Category Description	Unique Patients	Claim Count	Paid Amount	Percent of Total
00532	West Volusia Hospital Authority	14.04	Urolithiasis	4	5	565.87	0.10%
00532	West Volusia Hospital Authority	04.01	Disorders of thyroid gland	6	9	530.73	0.09%
00532	West Volusia Hospital Authority	13.03	Inflammatory polyarthropathies	5	6	502.79	0.08%
00532	West Volusia Hospital Authority	11.10	Other diseases of the digestive system	2	3	475.44	0.08%
00532	West Volusia Hospital Authority	19.07	Injuries to the wrist, hand and fingers	3	4	474.27	0.08%
00532	West Volusia Hospital Authority	22.1	Emergency Use 2019-nCoVacute respiratory disease	3	4	468.35	0.08%
00532	West Volusia Hospital Authority	04.07	Other nutritional deficiencies	5	5	432.73	0.07%
00532	West Volusia Hospital Authority	01.16	Mycoses	4	4	408.31	0.07%
00532	West Volusia Hospital Authority	08.01	Diseases of external ear	1	2	402.01	0.07%
00532	West Volusia Hospital Authority	02.14	Malignant neoplasms of ill-defined, other secondary and unspecified sites	1	1	400.80	0.07%
00532	West Volusia Hospital Authority	18.03	Symptoms and signs involving the skin and subcutaneous tissue	3	5	385.89	0.06%
00532	West Volusia Hospital Authority	07.05	Disorders of choroid and retina	2	4	369.90	0.06%
00532	West Volusia Hospital Authority	07.03	Disorders of sclera, cornea, iris and ciliary body	2	3	352.29	0.06%
00532	West Volusia Hospital Authority	01.05	Infections with a predominantly sexual mode of transmission	1	3	315.38	0.05%
00532	West Volusia Hospital Authority	07.09	Disorders of ocular muscles, binocular movement, accommodation and...	1	2	289.01	0.05%
00532	West Volusia Hospital Authority	01.14	Human immunodeficiency virus [HIV] disease	2	3	287.50	0.05%
00532	West Volusia Hospital Authority	12.07	Disorders of skin appendages	3	3	284.74	0.05%
00532	West Volusia Hospital Authority	10.03	Other acute lower respiratory infections	2	2	276.98	0.05%
00532	West Volusia Hospital Authority	15.09	Other obstetric conditions, not elsewhere classified	2	2	264.88	0.04%
00532	West Volusia Hospital Authority	02.11	Malignant neoplasms of urinary tract	1	1	249.88	0.04%
00532	West Volusia Hospital Authority	10.07	Other respiratory diseases principally affecting the interstitium	3	3	231.96	0.04%
00532	West Volusia Hospital Authority	11.01	Diseases of oral cavity and salivary glands	2	3	216.61	0.04%
00532	West Volusia Hospital Authority	08.04	Other disorders of ear	2	3	207.20	0.03%
00532	West Volusia Hospital Authority	08.02	Diseases of middle ear and mastoid	1	1	197.95	0.03%
00532	West Volusia Hospital Authority	14.05	Other disorders of kidney and ureter	3	3	182.62	0.03%
00532	West Volusia Hospital Authority	19.10	Injuries to the ankle and foot	2	2	175.16	0.03%
00532	West Volusia Hospital Authority	15.05	Maternal care related to the fetus and amniotic cavity and possible delivery...	1	1	164.29	0.03%
00532	West Volusia Hospital Authority	18.10	Abnormal findings on examination of urine, without diagnosis	5	6	162.30	0.03%
00532	West Volusia Hospital Authority	06.10	Cerebral palsy and other paralytic syndromes	1	1	159.84	0.03%
00532	West Volusia Hospital Authority	04.04	Disorders of other endocrine glands	2	2	155.76	0.03%

Requested by: ReportScheduler from p316 data [P316]

Generated at: 00:26:02 on 01 January 2023



## Cost of Minor

Block of Business ID: EBMSI  
 Client ID: 00532  
 Paid Date: 12/1/2022 to 12/31/2022

Products: MM, DE, RX, VI

ClientId	Client Name	CategoryId	Category Description	Unique Patients	Claim Count	Paid Amount	Percent of Total
00532	West Volusia Hospital Authority	07.02	Disorders of conjunctiva	1	1	141.14	0.02%
00532	West Volusia Hospital Authority	14.01	Glomerular diseases	2	3	128.90	0.02%
00532	West Volusia Hospital Authority	14.09	Inflammatory diseases of female pelvic organs	1	1	127.97	0.02%
00532	West Volusia Hospital Authority	07.06	Glaucoma	1	1	123.08	0.02%
00532	West Volusia Hospital Authority	02.17	Malignant neoplasms of lymphoid, hematopoietic and related tissue	1	1	117.97	0.02%
00532	West Volusia Hospital Authority	09.02	Chronic rheumatic heart diseases	1	1	110.97	0.02%
00532	West Volusia Hospital Authority	10.11	Other diseases of the respiratory system	3	7	106.75	0.02%
00532	West Volusia Hospital Authority	02.09	Malignant neoplasms of female genital organs	2	2	85.58	0.01%
00532	West Volusia Hospital Authority	13.14	Disorders of bone density and structure	4	4	84.12	0.01%
00532	West Volusia Hospital Authority	01.01	Intestinal infectious diseases	1	1	74.84	0.01%
00532	West Volusia Hospital Authority	19.06	Injuries to the elbow and forearm	1	1	63.78	0.01%
00532	West Volusia Hospital Authority	12.06	Radiation-related disorders of the skin and subcutaneous tissue	1	1	59.52	0.01%
00532	West Volusia Hospital Authority	06.08	Polyneuropathies and other disorders of the peripheral nervous system	2	2	49.84	0.01%
00532	West Volusia Hospital Authority	10.09	Other diseases of the pleura	2	3	47.79	0.01%
00532	West Volusia Hospital Authority	02.01	Malignant neoplasms of lip, oral cavity and pharynx	1	1	35.01	0.01%
				1255	1845	594,773.69	100.00%





## Cost of Minor

Block of Business ID: EBMSI  
 Client ID: 00532  
 Paid Date: 10/1/2022 to 12/31/2022

Products: MM, DE, RX, VI

ClientId	Client Name	CategoryId	Category Description	Unique Patients	Claim Count	Paid Amount	Percent of Total
00532	West Volusia Hospital Authority	02.08	Malignant neoplasms of breast	13	122	151,120.75	6.37%
00532	West Volusia Hospital Authority	14.03	Acute kidney failure and chronic kidney disease	53	282	136,694.42	5.76%
00532	West Volusia Hospital Authority	11.06	Other diseases of intestines	69	140	129,146.09	5.44%
00532	West Volusia Hospital Authority	01.04	Other bacterial diseases	15	52	110,100.78	4.64%
00532	West Volusia Hospital Authority	09.06	Other forms of heart disease	64	117	95,050.41	4.01%
00532	West Volusia Hospital Authority	21.01	Persons encountering health services for examinations	410	562	72,809.30	3.07%
00532	West Volusia Hospital Authority	18.01	Symptoms and signs involving the circulatory and respiratory systems	124	226	71,728.38	3.02%
00532	West Volusia Hospital Authority	18.02	Symptoms and signs involving the digestive system and abdomen	136	225	69,682.96	2.94%
00532	West Volusia Hospital Authority	09.03	Hypertensive diseases	90	162	67,345.39	2.84%
00532	West Volusia Hospital Authority	22.1	Emergency Use 2019-nCoV acute respiratory disease	9	13	59,273.23	2.50%
00532	West Volusia Hospital Authority	02.03	Malignant neoplasms of respiratory and intrathoracic organs	5	24	56,911.80	2.40%
00532	West Volusia Hospital Authority	11.02	Diseases of esophagus, stomach and duodenum	81	177	49,241.69	2.08%
00532	West Volusia Hospital Authority	09.09	Diseases of veins, lymphatic vessels and lymph nodes, not elsewhere classified	22	34	46,431.70	1.96%
00532	West Volusia Hospital Authority	02.19	Benign neoplasms, except benign neuroendocrine tumors	45	78	45,852.01	1.93%
00532	West Volusia Hospital Authority	11.09	Disorders of gallbladder, biliary tract and pancreas	17	74	43,480.74	1.83%
00532	West Volusia Hospital Authority	14.10	Noninflammatory disorders of female genital tract	52	106	41,872.59	1.76%
00532	West Volusia Hospital Authority	04.02	Diabetes mellitus	182	308	36,213.77	1.53%
00532	West Volusia Hospital Authority	19.22	Complications of surgical and medical care, not elsewhere classified	6	37	36,028.83	1.52%
00532	West Volusia Hospital Authority	13.09	Spondylopathies	54	108	35,736.47	1.51%
00532	West Volusia Hospital Authority	18.08	General symptoms and signs	84	136	35,585.83	1.50%
00532	West Volusia Hospital Authority	02.09	Malignant neoplasms of female genital organs	3	16	34,562.04	1.46%
00532	West Volusia Hospital Authority	13.04	Osteoarthritis	37	96	32,838.80	1.38%
00532	West Volusia Hospital Authority	19.09	Injuries to the knee and lower leg	13	38	30,691.52	1.29%
00532	West Volusia Hospital Authority	13.10	Other dorsopathies	74	183	30,472.76	1.28%
00532	West Volusia Hospital Authority	07.04	Disorders of lens	15	39	29,633.34	1.25%
00532	West Volusia Hospital Authority	11.05	Noninfective enteritis and colitis	12	60	28,626.54	1.21%
00532	West Volusia Hospital Authority	09.07	Cerebrovascular diseases	13	40	26,822.96	1.13%
00532	West Volusia Hospital Authority	13.05	Other joint disorders	88	169	26,153.49	1.10%
00532	West Volusia Hospital Authority	05.04	Mood [affective] disorders	77	264	26,044.28	1.10%
00532	West Volusia Hospital Authority	09.08	Diseases of arteries, arterioles and capillaries	17	22	25,764.50	1.09%

Requested by: ReportScheduler from p316 data [P316]

Generated at: 00:43:36 on 01 January 2023



## Cost of Minor

Block of Business ID: EBMSI  
 Client ID: 00532  
 Paid Date: 10/1/2022 to 12/31/2022

Products: MM, DE, RX, VI

ClientId	Client Name	CategoryId	Category Description	Unique Patients	Claim Count	Paid Amount	Percent of Total
00532	West Volusia Hospital Authority	19.08	Injuries to the hip and thigh	4	30	25,451.19	1.07%
00532	West Volusia Hospital Authority	11.04	Hernia	17	34	23,312.07	0.98%
00532	West Volusia Hospital Authority	06.06	Episodic and paroxysmal disorders	47	79	23,039.12	0.97%
00532	West Volusia Hospital Authority	10.05	Chronic lower respiratory diseases	47	146	22,755.97	0.96%
00532	West Volusia Hospital Authority	13.13	Other soft tissue disorders	68	115	21,788.18	0.92%
00532	West Volusia Hospital Authority	10.04	Other diseases of upper respiratory tract	11	22	21,463.46	0.90%
00532	West Volusia Hospital Authority	05.02	Mental and behavioral disorders due to psychoactive substance use	12	17	21,400.29	0.90%
00532	West Volusia Hospital Authority	19.07	Injuries to the wrist, hand and fingers	7	12	20,929.48	0.88%
00532	West Volusia Hospital Authority	03.01	Nutritional anemias	34	120	20,550.02	0.87%
00532	West Volusia Hospital Authority	09.04	Ischemic heart diseases	39	58	20,144.05	0.85%
00532	West Volusia Hospital Authority	10.02	Influenza and pneumonia	12	35	19,568.29	0.82%
00532	West Volusia Hospital Authority	04.01	Disorders of thyroid gland	33	47	17,452.45	0.74%
00532	West Volusia Hospital Authority	12.01	Infections of the skin and subcutaneous tissue	20	46	14,480.02	0.61%
00532	West Volusia Hospital Authority	04.09	Metabolic disorders	109	137	12,811.85	0.54%
00532	West Volusia Hospital Authority	14.06	Other diseases of the urinary system	30	50	12,802.76	0.54%
00532	West Volusia Hospital Authority	11.03	Diseases of appendix	4	13	12,120.14	0.51%
00532	West Volusia Hospital Authority	02.13	Malignant neoplasms of thyroid and other endocrine glands	2	4	11,937.40	0.50%
00532	West Volusia Hospital Authority	03.03	Aplastic and other anemias and other bone marrow failure syndromes	36	59	10,277.00	0.43%
00532	West Volusia Hospital Authority	02.06	Malignant neoplasms of mesothelial and soft tissue	1	26	10,225.85	0.43%
00532	West Volusia Hospital Authority	11.10	Other diseases of the digestive system	6	14	9,949.70	0.42%
00532	West Volusia Hospital Authority	05.03	Schizophrenia, schizotypal, delusional, and other non-mood psychotic disorders	4	5	9,863.46	0.42%
00532	West Volusia Hospital Authority	21.15	Persons with potential health hazards related to family and personal history...	52	59	9,857.96	0.42%
00532	West Volusia Hospital Authority	21.09	Encounters for other specific health care	21	46	9,421.34	0.40%
00532	West Volusia Hospital Authority	02.10	Malignant neoplasms of male genital organs	3	11	9,398.64	0.40%
00532	West Volusia Hospital Authority	14.07	Diseases of male genital organs	12	21	9,337.60	0.39%
00532	West Volusia Hospital Authority	10.11	Other diseases of the respiratory system	14	39	9,326.79	0.39%
00532	West Volusia Hospital Authority	14.08	Disorders of breast	33	42	9,165.61	0.39%
00532	West Volusia Hospital Authority	18.12	Abnormal findings on diagnostic imaging and in function studies, without...	58	78	9,154.10	0.39%
00532	West Volusia Hospital Authority	09.05	Pulmonary heart disease and diseases of pulmonary circulation	6	17	8,947.29	0.38%
00532	West Volusia Hospital Authority	05.05	Anxiety, dissociative, stress-related, somatoform and other nonpsychotic...	29	93	8,927.20	0.38%

Requested by: ReportScheduler from p316 data [P316]

Generated at: 00:43:36 on 01 January 2023

Block of Business ID: EBMSI  
 Client ID: 00532  
 Paid Date: 10/1/2022 to 12/31/2022

Products: MM, DE, RX, VI

ClientId	Client Name	CategoryId	Category Description	Unique Patients	Claim Count	Paid Amount	Percent of Total
00532	West Volusia Hospital Authority	19.03	Injuries to the thorax	6	6	8,300.73	0.35%
00532	West Volusia Hospital Authority	19.01	Injuries to the head	12	16	8,143.38	0.34%
00532	West Volusia Hospital Authority	02.05	Melanoma and other malignant neoplasms of skin	8	20	7,839.96	0.33%
00532	West Volusia Hospital Authority	18.09	Abnormal findings on examination of blood, without diagnosis	71	88	7,724.81	0.33%
00532	West Volusia Hospital Authority	06.07	Nerve, nerve root and plexus disorders	7	10	7,491.11	0.32%
00532	West Volusia Hospital Authority	14.04	Urolithiasis	13	29	7,174.63	0.30%
00532	West Volusia Hospital Authority	02.18	In situ neoplasms	3	6	6,990.93	0.29%
00532	West Volusia Hospital Authority	11.08	Diseases of liver	33	48	6,772.22	0.29%
00532	West Volusia Hospital Authority	13.11	Disorders of muscles	10	21	6,705.44	0.28%
00532	West Volusia Hospital Authority	18.06	Symptoms and signs involving cognition, perception, emotional state and...	27	42	6,206.56	0.26%
00532	West Volusia Hospital Authority	19.04	Injuries to the abdomen, lower back, lumbar spine, pelvis and external genitals	5	7	6,066.09	0.26%
00532	West Volusia Hospital Authority	04.07	Other nutritional deficiencies	22	25	5,365.22	0.23%
00532	West Volusia Hospital Authority	21.08	Persons encountering health services in circumstances related to reproduction	19	51	5,357.17	0.23%
00532	West Volusia Hospital Authority	02.02	Malignant neoplasms of digestive organs	2	6	5,332.99	0.22%
00532	West Volusia Hospital Authority	14.02	Renal tubulo-interstitial diseases	8	12	5,313.47	0.22%
00532	West Volusia Hospital Authority	19.20	Other and unspecified effects of external causes	3	3	5,075.88	0.21%
00532	West Volusia Hospital Authority	21.07	Persons with potential health hazards related to communicable diseases	29	36	5,019.29	0.21%
00532	West Volusia Hospital Authority	09.10	Other and unspecified disorders of the circulatory system	2	3	4,990.89	0.21%
00532	West Volusia Hospital Authority	06.11	Other disorders of the nervous system	20	25	4,988.92	0.21%
00532	West Volusia Hospital Authority	03.04	Coagulation defects, purpura and other hemorrhagic conditions	11	25	4,899.40	0.21%
00532	West Volusia Hospital Authority	19.18	Poisoning by, adverse effects of and underdosing of drugs, medicaments and...	3	10	4,675.43	0.20%
00532	West Volusia Hospital Authority	01.01	Intestinal infectious diseases	6	9	4,564.40	0.19%
00532	West Volusia Hospital Authority	08.02	Diseases of middle ear and mastoid	5	7	4,267.48	0.18%
00532	West Volusia Hospital Authority	07.06	Glaucoma	12	13	4,252.50	0.18%
00532	West Volusia Hospital Authority	11.07	Diseases of peritoneum and retroperitoneum	3	17	4,226.60	0.18%
00532	West Volusia Hospital Authority	13.12	Disorders of synovium and tendon	5	13	3,816.50	0.16%
00532	West Volusia Hospital Authority	02.20	Neoplasms of uncertain behavior, polycythemia vera and myelodysplastic...	10	20	3,807.08	0.16%
00532	West Volusia Hospital Authority	03.05	Other disorders of blood and blood-forming organs	24	33	3,661.25	0.15%
00532	West Volusia Hospital Authority	08.03	Diseases of inner ear	1	1	3,617.25	0.15%
00532	West Volusia Hospital Authority	01.13	Viral hepatitis	13	22	3,590.97	0.15%

Requested by: ReportScheduler from p316 data [P316]

Generated at: 00:43:36 on 01 January 2023

Block of Business ID: EBMSI  
 Client ID: 00532  
 Paid Date: 10/1/2022 to 12/31/2022

Products: MM, DE, RX, VI

ClientId	Client Name	CategoryId	Category Description	Unique Patients	Claim Count	Paid Amount	Percent of Total
00532	West Volusia Hospital Authority	18.11	Abnormal findings on examination of other body fluids, substances and...	19	33	3,516.81	0.15%
00532	West Volusia Hospital Authority	18.04	Symptoms and signs involving the nervous and musculoskeletal systems	6	24	3,356.47	0.14%
00532	West Volusia Hospital Authority	19.05	Injuries to the shoulder and upper arm	5	7	3,225.89	0.14%
00532	West Volusia Hospital Authority	07.02	Disorders of conjunctiva	3	7	2,975.44	0.13%
00532	West Volusia Hospital Authority	01.14	Human immunodeficiency virus [HIV] disease	11	28	2,957.74	0.12%
00532	West Volusia Hospital Authority	01.16	Mycoses	19	28	2,780.41	0.12%
00532	West Volusia Hospital Authority	18.05	Symptoms and signs involving the genitourinary system	43	62	2,662.00	0.11%
00532	West Volusia Hospital Authority	12.09	Other disorders of the skin and subcutaneous tissue	14	22	2,582.70	0.11%
00532	West Volusia Hospital Authority	13.03	Inflammatory polyarthropathies	14	25	2,476.57	0.10%
00532	West Volusia Hospital Authority	13.08	Deforming dorsopathies	9	19	2,230.40	0.09%
00532	West Volusia Hospital Authority	18.03	Symptoms and signs involving the skin and subcutaneous tissue	12	18	2,148.50	0.09%
00532	West Volusia Hospital Authority	02.14	Malignant neoplasms of ill-defined, other secondary and unspecified sites	3	5	1,938.09	0.08%
00532	West Volusia Hospital Authority	05.01	Mental disorders due to known physiological conditions	1	16	1,909.92	0.08%
00532	West Volusia Hospital Authority	15.04	Other maternal disorders predominantly related to pregnancy	4	14	1,901.14	0.08%
00532	West Volusia Hospital Authority	13.07	Systemic connective tissue disorders	7	17	1,900.30	0.08%
00532	West Volusia Hospital Authority	21.14	Persons encountering health services in other circumstances	5	6	1,851.51	0.08%
00532	West Volusia Hospital Authority	01.15	Other viral diseases	4	5	1,800.16	0.08%
00532	West Volusia Hospital Authority	12.03	Dermatitis and eczema	9	20	1,779.93	0.08%
00532	West Volusia Hospital Authority	04.04	Disorders of other endocrine glands	9	13	1,755.23	0.07%
00532	West Volusia Hospital Authority	14.05	Other disorders of kidney and ureter	14	22	1,621.43	0.07%
00532	West Volusia Hospital Authority	07.03	Disorders of sclera, cornea, iris and ciliary body	4	14	1,545.73	0.07%
00532	West Volusia Hospital Authority	11.01	Diseases of oral cavity and salivary glands	4	7	1,472.47	0.06%
00532	West Volusia Hospital Authority	07.07	Disorders of vitreous body and globe	4	4	1,471.82	0.06%
00532	West Volusia Hospital Authority	07.01	Disorders of eyelid, lacrimal system and orbit	8	10	1,384.94	0.06%
00532	West Volusia Hospital Authority	02.17	Malignant neoplasms of lymphoid, hematopoietic and related tissue	3	6	1,351.08	0.06%
00532	West Volusia Hospital Authority	12.07	Disorders of skin appendages	8	10	1,326.22	0.06%
00532	West Volusia Hospital Authority	10.01	Acute upper respiratory infections	6	8	1,303.69	0.05%
00532	West Volusia Hospital Authority	08.01	Diseases of external ear	2	7	1,212.23	0.05%
00532	West Volusia Hospital Authority	10.07	Other respiratory diseases principally affecting the interstitium	6	10	1,211.43	0.05%
00532	West Volusia Hospital Authority	19.10	Injuries to the ankle and foot	10	13	1,181.97	0.05%

Requested by: ReportScheduler from p316 data [P316]

Generated at: 00:43:36 on 01 January 2023

Block of Business ID: EBMSI  
 Client ID: 00532  
 Paid Date: 10/1/2022 to 12/31/2022

Products: MM, DE, RX, VI

ClientId	Client Name	CategoryId	Category Description	Unique Patients	Claim Count	Paid Amount	Percent of Total
00532	West Volusia Hospital Authority	05.06	Behavioral syndromes associated with physiological disturbances and...	2	7	1,148.58	0.05%
00532	West Volusia Hospital Authority	09.02	Chronic rheumatic heart diseases	8	8	1,113.35	0.05%
00532	West Volusia Hospital Authority	15.09	Other obstetric conditions, not elsewhere classified	2	3	1,049.55	0.04%
00532	West Volusia Hospital Authority	08.04	Other disorders of ear	5	6	1,027.61	0.04%
00532	West Volusia Hospital Authority	14.09	Inflammatory diseases of female pelvic organs	5	8	994.51	0.04%
00532	West Volusia Hospital Authority	17.01	Congenital malformations of the nervous system	1	1	673.94	0.03%
00532	West Volusia Hospital Authority	02.11	Malignant neoplasms of urinary tract	2	3	646.80	0.03%
00532	West Volusia Hospital Authority	18.10	Abnormal findings on examination of urine, without diagnosis	10	13	622.64	0.03%
00532	West Volusia Hospital Authority	13.14	Disorders of bone density and structure	19	20	618.02	0.03%
00532	West Volusia Hospital Authority	01.05	Infections with a predominantly sexual mode of transmission	5	8	610.19	0.03%
00532	West Volusia Hospital Authority	10.03	Other acute lower respiratory infections	4	5	597.91	0.03%
00532	West Volusia Hospital Authority	19.02	Injuries to the neck	4	5	525.50	0.02%
00532	West Volusia Hospital Authority	18.07	Symptoms and signs involving speech and voice	2	4	522.55	0.02%
00532	West Volusia Hospital Authority	07.05	Disorders of choroid and retina	3	5	494.00	0.02%
00532	West Volusia Hospital Authority	15.01	Pregnancy with abortive outcome	2	6	441.90	0.02%
00532	West Volusia Hospital Authority	06.08	Polyneuropathies and other disorders of the peripheral nervous system	5	6	432.38	0.02%
00532	West Volusia Hospital Authority	19.06	Injuries to the elbow and forearm	2	3	429.45	0.02%
00532	West Volusia Hospital Authority	13.21	Chronic Gout	3	4	401.54	0.02%
00532	West Volusia Hospital Authority	13.15	Other osteopathies	2	2	391.73	0.02%
00532	West Volusia Hospital Authority	07.09	Disorders of ocular muscles, binocular movement, accommodation and...	2	3	353.61	0.01%
00532	West Volusia Hospital Authority	15.06	Complications of labor and delivery	2	2	331.44	0.01%
00532	West Volusia Hospital Authority	06.04	Other degenerative diseases of the nervous system	2	3	331.05	0.01%
00532	West Volusia Hospital Authority	12.05	Urticaria and erythema	2	3	300.87	0.01%
00532	West Volusia Hospital Authority	06.03	Extrapyramidal and movement disorders	3	3	296.31	0.01%
00532	West Volusia Hospital Authority	15.05	Maternal care related to the fetus and amniotic cavity and possible delivery...	2	3	289.79	0.01%
00532	West Volusia Hospital Authority	01.21	Bacterial and viral infectious agents	2	3	273.89	0.01%
00532	West Volusia Hospital Authority	14.01	Glomerular diseases	2	4	227.67	0.01%
00532	West Volusia Hospital Authority	05.10	Behavioral and emotional disorders with onset usually occurring in childhood...	1	2	205.11	0.01%
00532	West Volusia Hospital Authority	12.04	Papulosquamous disorders	2	2	198.87	0.01%
00532	West Volusia Hospital Authority	01.22	Other infectious diseases	1	2	194.64	0.01%

Requested by: ReportScheduler from p316 data [P316]

Generated at: 00:43:36 on 01 January 2023



## Cost of Minor

Block of Business ID: EBMSI  
 Client ID: 00532  
 Paid Date: 10/1/2022 to 12/31/2022

Products: MM, DE, RX, VI

ClientId	Client Name	CategoryId	Category Description	Unique Patients	Claim Count	Paid Amount	Percent of Total
00532	West Volusia Hospital Authority	10.09	Other diseases of the pleura	6	8	187.63	0.01%
00532	West Volusia Hospital Authority	02.01	Malignant neoplasms of lip, oral cavity and pharynx	2	3	176.42	0.01%
00532	West Volusia Hospital Authority	06.05	Demyelinating diseases of the central nervous system	1	2	175.13	0.01%
00532	West Volusia Hospital Authority	04.10	Postprocedural endocrine and metabolic complications and disorders, not...	1	1	171.42	0.01%
00532	West Volusia Hospital Authority	06.10	Cerebral palsy and other paralytic syndromes	1	1	159.84	0.01%
00532	West Volusia Hospital Authority	15.08	Complications predominantly related to the puerperium	1	1	152.84	0.01%
00532	West Volusia Hospital Authority	01.11	Viral infections characterized by skin and mucous membrane lesions	1	1	143.30	0.01%
00532	West Volusia Hospital Authority	17.03	Congenital malformations of the circulatory system	1	1	138.73	0.01%
00532	West Volusia Hospital Authority	07.11	Other disorders of eye and adnexa	1	1	133.51	0.01%
00532	West Volusia Hospital Authority	02.22	Neoplasms of unspecified behavior	1	1	116.77	0.00%
00532	West Volusia Hospital Authority	05.07	Disorders of adult personality and behavior	1	1	103.77	0.00%
00532	West Volusia Hospital Authority	10.06	Lung diseases due to external agents	1	1	98.77	0.00%
00532	West Volusia Hospital Authority	18.13	Abnormal tumor markers	3	3	97.03	0.00%
00532	West Volusia Hospital Authority	19.21	Certain early complications of trauma	1	1	71.59	0.00%
00532	West Volusia Hospital Authority	19.14	Burns and corrosions of external body surface, specified by site	1	1	71.22	0.00%
00532	West Volusia Hospital Authority	21.10	Persons with potential health hazards related to socioeconomic and...	1	1	67.26	0.00%
00532	West Volusia Hospital Authority	12.06	Radiation-related disorders of the skin and subcutaneous tissue	1	1	59.52	0.00%
00532	West Volusia Hospital Authority	15.02	Supervision of high risk pregnancy	1	1	41.92	0.00%
00532	West Volusia Hospital Authority	21.12	Blood type	1	1	24.95	0.00%
00532	West Volusia Hospital Authority	17.09	Congenital malformations and deformations of the musculoskeletal system	1	1	16.75	0.00%
00532	West Volusia Hospital Authority	21.16	Weeks of Gestation	1	1	13.90	0.00%
				3446	6669	2,372,815.09	100.00%

Requested by: ReportScheduler from p316 data [P316]

Generated at: 00:43:38 on 01 January 2023



## Summary of Claims Paid By Location

Block of Business ID: EBMSI  
Client ID: 00532

Paid Date: 12/1/2022 to 12/31/2022

Description	Claims	Medical	Dental	Vision	Prescription	Disability	Total Paid
<b>00532-West Volusia Hospital Authority</b>							
miCareDeLand	1688	361,828.92	0.00	0.00	0.00	0.00	361,828.92
miCareDelton	1441	218,058.88	0.00	0.00	0.00	0.00	218,058.88
miCarePierse	124	14,885.89	0.00	0.00	0.00	0.00	14,885.89
N/A	11	0.00	0.00	0.00	0.00	0.00	0.00
<b>00532 Totals:</b>	<b>3264</b>	<b>594,773.69</b>	<b>0.00</b>	<b>0.00</b>	<b>0.00</b>	<b>0.00</b>	<b>594,773.69</b>



## Summary of Claims Paid By Location

Block of Business ID: EBMSI  
Client ID: 00532

Paid Date: 10/1/2022 to 12/31/2022

Description	Claims	Medical	Dental	Vision	Prescription	Disability	Total Paid
<b>00532-West Volusia Hospital Authority</b>							
DeLand	1	0.00	0.00	0.00	0.00	0.00	0.00
miCareDeLand	5543	1,201,627.52	0.00	0.00	0.00	0.00	1,201,627.52
miCareDelton	4981	1,105,140.43	0.00	0.00	0.00	0.00	1,105,140.43
miCarePierse	404	66,047.14	0.00	0.00	0.00	0.00	66,047.14
N/A	32	0.00	0.00	0.00	0.00	0.00	0.00
<b>00532 Totals:</b>	<b>10961</b>	<b>2,372,815.09</b>	<b>0.00</b>	<b>0.00</b>	<b>0.00</b>	<b>0.00</b>	<b>2,372,815.09</b>





## Top Providers by Paid Amount for Tins: '204552956'

Block of Business ID: EBMSI  
Client ID: 00532

Paid Date: 12/1/2022 to 12/31/2022

Tin	NPI	Provider	City	State	Specialty	Claim Count	Billed Charges	Over UCR	PPO Discount	Allowed	Plan Paid	Patient Resp
20-4552956	1942540356	Micare LLC	Billings	MT	Clinic	687	0.00	0.00	0.00	0.00	0.00	0.00



## Top Providers by Paid Amount for Tins: '204552956'

Block of Business ID: EBMSI  
Client ID: 00532

Paid Date: 10/1/2022 to 12/31/2022

Tin	NPI	Provider	City	State	Specialty	Claim Count	Billed Charges	Over UCR	PPO Discount	Allowed	Plan Paid	Patient Resp
20-4552956	1942540356	Micare LLC	Billings	MT	Clinic	1955	0.00	0.00	0.00	0.00	0.00	0.00



## CLAIMS PAID BY MONTH

Paid Date: 10/1/22 to 12/31/22

Location Name	Month	Hospital	Laboratory	PCP	Specialty	Facility Physician	Total Claims Count	Total Paid Claims	Total Fixed Costs	Employee Count	PEPM Cost/ Employee	Hospital PEPM	Lab PEPM	PCP PEPM	Specialty PEPM	Facility PEPM
<b>00532 - West Volusia Hospital Authority</b>																
DeLand	10-2022	\$0.00	\$0.00	\$0.00	\$0.00	\$0.00	1	\$0.00	\$0.00	0	\$0.00	\$0.00	\$0.00	\$0.00	\$0.00	\$0.00
	<b>Subtotal:</b>	\$0.00	\$0.00	\$0.00	\$0.00	\$0.00	1	\$0.00	\$0.00	0	\$0.00	\$0.00	\$0.00	\$0.00	\$0.00	\$0.00
miCareDeLand	10-2022	\$220,706.47	\$17,765.12	\$0.00	\$127,613.58	\$0.00	1932	\$366,085.17	\$0.00	768	\$476.67	\$287.38	\$23.13	\$0.00	\$166.16	\$0.00
miCareDeLand	11-2022	\$314,460.97	\$16,345.94	\$0.00	\$142,845.67	\$0.00	1922	\$473,652.58	\$0.00	755	\$627.35	\$416.50	\$21.65	\$0.00	\$189.20	\$0.00
miCareDeLand	12-2022	\$226,922.27	\$10,875.83	\$0.00	\$124,030.82	\$0.00	1686	\$361,828.92	\$0.00	741	\$488.30	\$306.24	\$14.68	\$0.00	\$167.38	\$0.00
	<b>Subtotal:</b>	\$762,089.71	\$44,986.89	\$0.00	\$394,490.07	\$0.00	5540	\$1,201,566.67	\$0.00	2264	\$530.73	\$336.61	\$19.87	\$0.00	\$174.24	\$0.00
miCareDelton	10-2022	\$268,532.42	\$25,763.65	\$0.00	\$201,416.00	\$0.00	1836	\$495,712.07	\$0.00	563	\$880.48	\$476.97	\$45.76	\$0.00	\$357.75	\$0.00
miCareDelton	11-2022	\$191,566.04	\$22,902.70	\$0.00	\$176,900.74	\$0.00	1704	\$391,369.48	\$0.00	555	\$705.17	\$345.16	\$41.27	\$0.00	\$318.74	\$0.00
miCareDelton	12-2022	\$97,225.97	\$13,934.92	\$0.00	\$106,897.99	\$0.00	1428	\$218,058.88	\$0.00	548	\$397.92	\$177.42	\$25.43	\$0.00	\$195.07	\$0.00
	<b>Subtotal:</b>	\$557,324.43	\$62,601.27	\$0.00	\$485,214.73	\$0.00	4968	\$1,105,140.43	\$0.00	1666	\$663.35	\$334.53	\$37.58	\$0.00	\$291.25	\$0.00
miCarePierse	10-2022	\$15,567.57	\$1,544.48	\$0.00	\$9,602.67	\$0.00	143	\$26,714.72	\$0.00	75	\$356.20	\$207.57	\$20.59	\$0.00	\$128.04	\$0.00
miCarePierse	11-2022	\$12,975.18	\$1,505.57	\$0.00	\$9,965.78	\$0.00	137	\$24,446.53	\$0.00	70	\$349.24	\$185.36	\$21.51	\$0.00	\$142.37	\$0.00
miCarePierse	12-2022	\$1,064.86	\$1,339.33	\$0.00	\$12,481.70	\$0.00	124	\$14,885.89	\$0.00	72	\$206.75	\$14.79	\$18.60	\$0.00	\$173.36	\$0.00
	<b>Subtotal:</b>	\$29,607.61	\$4,389.38	\$0.00	\$32,050.15	\$0.00	404	\$66,047.14	\$0.00	217	\$304.36	\$136.44	\$20.23	\$0.00	\$147.70	\$0.00
N/A	10-2022	\$0.00	\$0.00	\$0.00	\$0.00	\$0.00	16	\$0.00	\$0.00	0	\$0.00	\$0.00	\$0.00	\$0.00	\$0.00	\$0.00
N/A	11-2022	\$60.85	\$0.00	\$0.00	\$0.00	\$0.00	6	\$60.85	\$405,122.59	0	\$0.00	\$0.00	\$0.00	\$0.00	\$0.00	\$0.00
N/A	12-2022	\$0.00	\$0.00	\$0.00	\$0.00	\$0.00	10	\$0.00	\$275,618.42	0	\$0.00	\$0.00	\$0.00	\$0.00	\$0.00	\$0.00
	<b>Subtotal:</b>	\$60.85	\$0.00	\$0.00	\$0.00	\$0.00	32	\$60.85	\$680,741.01	0	\$0.00	\$0.00	\$0.00	\$0.00	\$0.00	\$0.00
	<b>Total:</b>	\$1,349,082.60	\$111,977.54	\$0.00	\$911,754.95	\$0.00	10945	\$2,372,815.09	\$680,741.01	4147	\$736.33	\$325.32	\$27.00	\$0.00	\$219.86	\$0.00

## Parameters

Beginning Location:

Ending Location:

Paid Date: 10/1/2022-12/31/2022

Reporting Period: CLIENTYTD

Location: 000-zzzzz

\*\* Census Count Comments: Membership is counted per location, per department, or per plan for each month; an individual with a change may be counted more than one time.



# WVHA miCare Clinic Deland and Deltona

## November 2022 Report

### miCare Utilization

#### Utilization

	Total Available Hours	Total Utilized Hours	% Of Total Available Hours	Total Unscheduled Hours	% Of Total Unscheduled Hours
<b>Deland</b>					
2022	163	128	79%	35	21%

	Total Available Hours	Total Utilized Hours	% Of Total Available Hours	Total Unscheduled Hours	% Of Total Unscheduled Hours
<b>Deltona</b>					
2022	145	114	79%	31	21%

	Total Available Hours	Total Utilized Hours	% Of Total Available Hours	Total Unscheduled Hours	% Of Total Unscheduled Hours
<b>Deland and Deltona</b>					
2022	308	242	79%	66	21%

**Total Hours Available:** Total hours available for members to schedule, minus scheduled Admin Time

**% Total Utilized Hours:** Total time that has been scheduled (including "no-shows" since this time was unavailable for other members to schedule an appointment)

#### Key Insights:

- The Utilization measures Physician Assistant/Nurse Practitioner time available to provide direct patient care.
- The Utilization measures the clinician's scheduled availability to the amount of time used to meet patient appointments.
- Between the two clinics 79% of the available clinician capacity was used for scheduled appointments; 21% of clinician time was available for walk-ins and other patient care activities
- "No Shows" is where patient didn't attend their scheduled clinic appointment
  - DeLand - 5%
  - Deltona - 11%

Such no shows create systematic "waste" since this scheduled appointment slot was not available to other health card members

- Administrative Time (chart reviews, medication follow-ups, referrals, provider-to-provider communication; etc.) represent approx. 2% of total capacity and is in line with industry standard for this type of patient care model



## miCare Member Migration

November 2022

	Total Unique Patients with Appointments	Total Eligible Membership	Penetration of Membership (%)
<b>Total</b>	597	1,376	43%

\*The data above represents unique members who have completed clinic visits or lab appointments. Several health card members have had multiple encounters for the month

## Visit Type Utilization

### WVHA miCare Clinic Total Visits for DeLand

Clinic Services	Number of visits	%	Notes
Total Provider visits	266	63%	Schedulable patient activities
Total Labs	123	29%	Schedulable patient activities
Total Nurse Visits	35	8%	Schedulable patient activities
Total medication pick-up	416		Don't have a visit type and are not scheduled appointments
Total PAP med pick-up	27		Don't have a visit type and are not scheduled appointments
<b>Total Visits</b>	<b>424</b>		

- There was a total of 424 clinic visits at the DeLand clinic in November with an additional 416 Medication pick-ups and an additional 27 med pick-ups from the PAP program
- There were 27 new patients that established care at the DeLand clinic

### WVHA miCare Clinic Total Visits for Deltona

Clinic Services	Number of visits	%	Notes
Total Provider visits	221	70%	Schedulable patient activities
Total Labs	87	28%	Schedulable patient activities
Total Nurse Visits	8	2%	Schedulable patient activities
Total medication pick-up	0		Don't have a visit type and are not scheduled appointments
Total PAP med pick-up	11		Don't have a visit type and are not scheduled appointments
<b>Total Visits</b>	<b>316</b>		

- There was a total of 316 clinic visits at the Deltona clinic in November with an additional 11 Medication pick-ups from the PAP program
- There were 9 new patients that established care at the Deltona clinic



## **PAP (Pharmacy Assistance Program)- WVHA Health Card Members**

- The data below demonstrates pharmacy cost avoided for the WVHA for prescribed branded medications
- WVHA health card members can qualify for manufacture discounts and the ability to receive prescription branded medications with no out of pocket expense to health card members
- The WVHA miCare Clinic care coordinators work with patients to complete the necessary paperwork to qualify for the PAP (Pharmacy Assistance Program) through the pharmaceutical company

	22-Nov	
<b>PAP Summary 11/1/2022-11/28/2022</b>		
Application Approved	339	\$151,868.00
Application Pending Approval	1	\$342.00
Application Started but Not Submitted	8	\$2,918.00
<b>Totals</b>	<b>348</b>	<b>\$155,129.00</b>
	(Active Applications)	Monthly Savings for Nov 2022

### **Key Insights:**

- **416 Medications were picked up at the DeLand site**
- **38 PAP medications were picked between the two locations**
- **348 patients have applications for pharmacy assistance programs**
- **WVHA avoided \$155,129.00 of cost for branded medication**
- **Projected annual cost avoided \$1,861,548.00**



# WVHA miCare Clinic Deland and Deltona

## December 2022 Report

### miCare Utilization

#### Utilization

	Total Available Hours	Total Utilized Hours	% Of Total Available Hours	Total Unscheduled Hours	% Of Total Unscheduled Hours
<b>Deland</b>					
2022	169	138	82%	31	18%

	Total Available Hours	Total Utilized Hours	% Of Total Available Hours	Total Unscheduled Hours	% Of Total Unscheduled Hours
<b>Deltona</b>					
2022	137	115	84%	22	16%

	Total Available Hours	Total Utilized Hours	% Of Total Available Hours	Total Unscheduled Hours	% Of Total Unscheduled Hours
<b>Deland and Deltona</b>					
2022	306	253	83%	53	17%

**Total Hours Available:** Total hours available for members to schedule, minus scheduled Admin Time

**% Total Utilized Hours:** Total time that has been scheduled (including "no-shows" since this time was unavailable for other members to schedule an appointment)

#### Key Insights:

- The Utilization measures Physician Assistant/Nurse Practitioner time available to provide direct patient care.
- The Utilization measures the clinician's scheduled availability to the amount of time used to meet patient appointments.
- Between the two clinics 83% of the available clinician capacity was used for scheduled appointments; 17% of clinician time was available for walk-ins and other patient care activities
- "No Shows" is where patient didn't attend their scheduled clinic appointment
  - DeLand - 6%
  - Deltona -13%

Such no shows create systematic "waste" since this scheduled appointment slot was not available to other health card members

- Administrative Time (chart reviews, medication follow-ups, referrals, provider-to-provider communication; etc.) represent approx. 2% of total capacity and is in line with industry standard for this type of patient care model



## miCare Member Migration

December 2022

	Total Unique Patients with Appointments	Total Eligible Membership	Penetration of Membership (%)
<b>Total</b>	594	1,344	44%

\*The data above represents unique members who have completed clinic visits or lab appointments. Several health card members have had multiple encounters for the month

## Visit Type Utilization

### WVHA miCare Clinic Total Visits for DeLand

Clinic Services	Number of visits	%	Notes
Total Provider visits	237	64%	Schedulable patient activities
Total Labs	115	31%	Schedulable patient activities
Total Nurse Visits	21	6%	Schedulable patient activities
Total medication pick-up	508		Don't have a visit type and are not scheduled appointments
Total PAP med pick-up	22		Don't have a visit type and are not scheduled appointments
<b>Total Visits</b>	<b>373</b>		

- There was a total of 373 clinic visits at the DeLand clinic in December with an additional 508 Medication pick-ups and an additional 22 med pick-ups from the PAP program
- There were 30 new patients that established care at the DeLand clinic

### WVHA miCare Clinic Total Visits for Deltona

Clinic Services	Number of visits	%	Notes
Total Provider visits	212	70%	Schedulable patient activities
Total Labs	73	24%	Schedulable patient activities
Total Nurse Visits	16	5%	Schedulable patient activities
Total medication pick-up	0		Don't have a visit type and are not scheduled appointments
Total PAP med pick-up	9		Don't have a visit type and are not scheduled appointments
<b>Total Visits</b>	<b>301</b>		

- There was a total of 301 clinic visits at the Deltona clinic in December with an additional 9 Medication pick-ups from the PAP program
- There were 7 new patients that established care at the Deltona clinic





## **PAP (Pharmacy Assistance Program)- WVHA Health Card Members**

- The data below demonstrates pharmacy cost avoided for the WVHA for prescribed branded medications
- WVHA health card members can qualify for manufacture discounts and the ability to receive prescription branded medications with no out of pocket expense to health card members
- The WVHA miCare Clinic care coordinators work with patients to complete the necessary paperwork to qualify for the PAP (Pharmacy Assistance Program) through the pharmaceutical company

	22-Dec	
<b>PAP Summary 12/1/2022-12/27/2022</b>		
Application Approved	330	\$149,176.00
Application Pending Approval	2	\$607.00
Application Started but Not Submitted	7	\$2,902.00
<b>Totals</b>	<b>339</b>	<b>\$152,685.00</b>
	(Active Applications)	Monthly Savings for Dec 2022

### **Key Insights:**

- **508 Medications were picked up at the DeLand site**
- **31 PAP medications were picked between the two locations**
- **339 patients have applications for pharmacy assistance programs**
- **WVHA avoided \$152,685.00 of cost for branded medication**
- **Projected annual cost avoided \$1,832,220.00**



# WVHA miCare Clinic Deland and Deltona

## Quarter Four Report

January 1<sup>st</sup> – December 31<sup>st</sup> 2022

### Clinical Utilization

Deland Q4	Hours Available for Scheduling	Hours Used for Appointments	% Of Total Time Scheduled	Total Available Unscheduled Time	Total % Available Time
2021	2,471	1,758	71%	713	29%
2022	2,173	1,650	76%	523	24%

Deltona Q4	Hours Available for Scheduling	Hours Used for Appointments	% Of Total Time Scheduled	Total Available Unscheduled Time	Total % Available Time
2021	2,057	1,436	70%	621	30%
2022	1,240	946	76%	294	24%

Deland and Deltona Q4	Hours Available for Scheduling	Hours Used for Appointments	% Of Total Time Scheduled	Total Available Unscheduled Time	Total % Available Time
2021	4,528	3,194	70%	1,334	30%
2022	3,413	2,596	76%	817	24%

**Total Hours Available:** Total hours available for members to schedule, minus scheduled Admin Time

**% Total Utilized Hours:** Total time that has been scheduled (including “no-shows” since this time was unavailable for other members to schedule an appointment



## No Show Rate

Q4	DeLand	Deltona
2021	6%	19%
2022	6%	14%

## miCare Member Migration

	Total Unique Patients with Appointments	Total Eligible Membership	Penetration of Membership (%)
Total 2021	1,058	1,284	82%
<b>Total 2022</b>	<b>1,081</b>	<b>1,337</b>	<b>81%</b>

\*The data above represents unique members, several of who had multiple clinic visits on month

### Key Insights:

- There was an overall increase in utilization both sites in 2022
- Between the two clinics 76% of the available clinician capacity was used for scheduled appointments; 24% of clinician time was available for walk-ins and other patient care activities
- “No Shows” is where patient didn’t attend their scheduled clinic appointment
  - DeLand - 6%
  - Deltona -14%
  - Overall Member Migration is 81%
  - Survey results for Q4 show an overall rating of 4.7 stars



## miCare Visit Type Frequency

### DeLand

#### WVHA miCare Clinic Total Visits for DeLand

Clinic Services	Number of visits	%	Notes
Total Provider visits	3089	63%	Schedulable patient activities
Total Labs	1642	33%	Schedulable patient activities
Total Nurse Visits	203	4%	Schedulable patient activities
Total medication pick-up	6468		Don't have a visit type and are not scheduled appointments
Total PAP med pick-up	334		Don't have a visit type and are not scheduled appointments
<b>Total Visits</b>	<b>4,934</b>		

- There was a total of 4,934 clinic visits at the DeLand clinic in 2022, with an additional 6,468 Medication pick-ups and 344 med pick-ups from the PAP program
- There were 325 new patients that established care at the DeLand clinic

### Deltona

#### WVHA miCare Clinic Total Visits for Deltona

Clinic Services	Number of visits	%	Notes
Total Provider visits	2666	70%	Schedulable patient activities
Total Labs	1056	28%	Schedulable patient activities
Total Nurse Visits	108	3%	Schedulable patient activities
Total medication pick-up	0		Don't have a visit type and are not scheduled appointments
Total PAP med pick-up	173		Don't have a visit type and are not scheduled appointments
<b>Total Visits</b>	<b>3,830</b>		

- There was a total of 3,830 clinic visits at the Deltona clinic in 2022, with an additional 173 Medication pick-ups from the PAP program
- There were 164 new patients that established care at the Deltona clinic



## **PAP (Pharmacy Assistance Program)- WVHA Health Card Members**

- The data below demonstrates pharmacy cost avoided for the WVHA for prescribed branded medications
- WVHA health card members can qualify for manufacture discounts and the ability to receive prescription branded medications with no out of pocket expense to health card members
- The WVHA miCare Clinic care coordinators work with patients to complete the necessary paperwork to qualify for the PAP (Pharmacy Assistance Program) through the pharmaceutical company

	2022	
<b>PAP Summary 01/1/2022-12/27/2022</b>		
Application Approved	337	\$1,848,876.06
Application Pending Approval	5	\$24,587.82
Application Started but Not Submitted	11	\$57,508.27
<b>Totals</b>	<b>353</b>	<b>\$1,930,972.14</b>
	(Active Applications)	Annualized Cost Avoided for 2022



## **ER Diversion Results**

<b>Total ER visits Q4 2022</b>	
Halifax	3
Advent	143
<b>Total ER visits</b>	<b>146</b>
Appropriate ER Visits	94
PCP Appropriate	52
Established Patients (miCare)	129
Follow up scheduled at miCare	94
Follow up completed at miCare	84

### **Key Insights:**

- **Total patients between Halifax and Advent were 146 (3 Halifax and 143 Advent)**
- **Out of the 146 patients that went to the ER, 129 of them had established at miCare**
- **Out of the 146 patients that sought care in the ER, 94 were appropriate and 52 could have been seen outside of the ER**
- **Out of the 146 patients, 94 scheduled follow up appointments and only 84 people completed their follow up in the clinic**

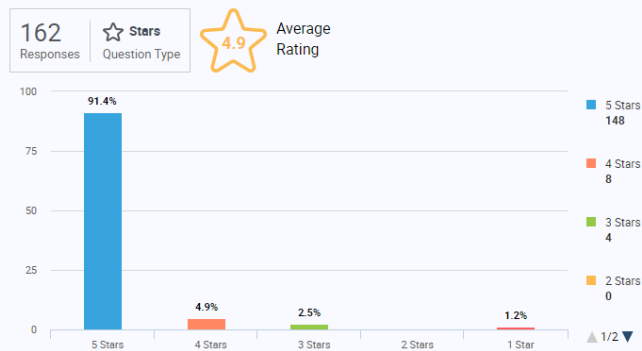


## Post Visit Survey Results

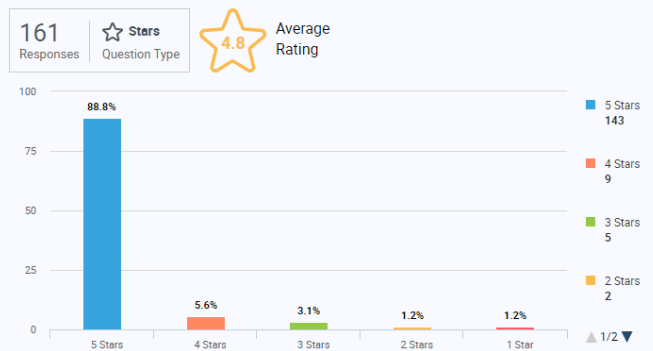
### Q4

October – December 2022

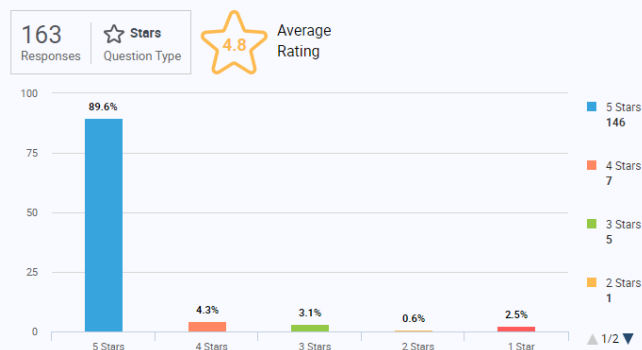
How would you rate the ease of making an appointment? ¿Cómo calificaría la facilidad de hacer una cita?



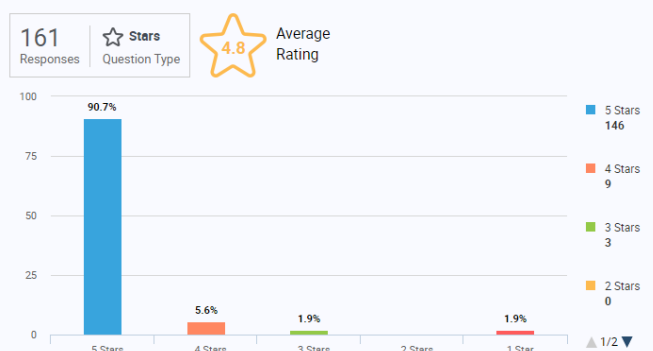
The front desk staff were friendly and courteous. El personal de recepción era amable y cortés.



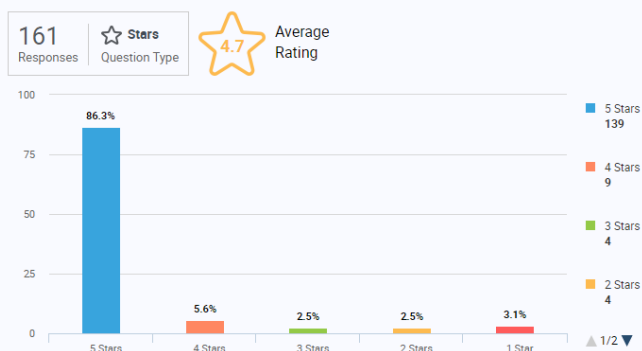
The clinical staff listened and were attentive while I explained the reason for my visit. El personal clínico me escuchó y estuvo atento mientras les explicaba el motivo de mi visita.



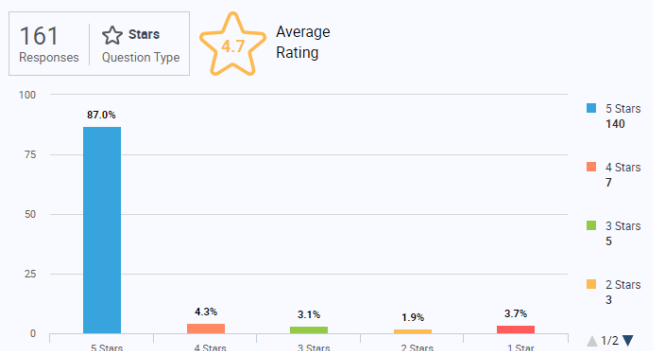
The exam room was clean and welcoming. La sala de examen estaba limpia y acogedora.



My provider spent enough time with me to address my needs and answered all of my questions. Mi proveedor pasó suficiente tiempo conmigo para atender mis necesidades y respondió a todas mis preguntas.



Upon leaving, I understood my diagnosis and treatments recommended by my provider. Al salir, entendí mi diagnóstico y los tratamientos recomendados por mi proveedor.





I would rate the overall clinic care I received as: (1 star = lowest, 5 stars = highest rating) Calificaría la atención clínica general que recibí como: (1 estrella = calificación más baja, 5 estrellas = calificación más alta)

162

Responses



Stars

Question Type



Average  
Rating



## Survey Results- Comments

- My wait time was less than 5 minutes thank you for great service.
- 10-15 minutes - a reasonable amount of time for me.
- Less than 5 minutes. Very happy about that.
- very reasonable
- 1 minuto
- I went in to the Deltona clinic to sign my renewal prescription for Invokana, when I saw the notice about them having flu shots available. I asked if I could get one and the receptionist started to make an appointment for me when the nurse asked if I had time and wanted it now and I accepted. I was most pleased that they proved my point again at how helpful, nice, respectful and considerate the girls are there.
- It was great to meet you
- Very fast the staff is wonderful
- It was very fast all the ladies are wonderful and courteous great staff
- I was seen before my appointment time staff friendly and professional
- If you would like too but I'm very happy with the medical care I'm getting



**From:** [Darik J. Croft](#)  
**To:** [Stacy Tebo](#)  
**Subject:** Medication Pick up Proposal  
**Date:** Tuesday, January 10, 2023 5:07:40 PM  
**Attachments:** [image001.png](#)  
[image002.png](#)  
[image003.png](#)  
[image004.png](#)  
[image005.png](#)  
[Medication Pick Up for WVHA miCare Clinics Proposal.docx](#)

---

Hi Stacy,

Please see the email below that needs to be sent with the attached proposal for the board to review. I would appreciate you sending this to the board on miCare behalf.

WVHA Board members,

In the November 2022 WVHA Board meeting there was a request from the board to have miCare research the potential of medications being mailed directly to WVHA Health Card Members homes. I wanted to provide some history of how we arrived at the current operating model aligning the primary care services and the pharmacy solution. We wanted to create a patient centered medical home. A primary care clinic where patients come to have their primary care and pharmacy needs met. We have in collaboration with the WVHA funded agencies expanded the offering in DeLand to where some funded agencies now see WVHA health card members at the clinic as they provide their various services. This has promoted continuity in care and provided the health card member with access to multiple services at one location. Now that there are two clinic locations (DeLand and Deltona), patients are establishing care with a clinic and clinician closer to their current residence. A large percentage of WVHA health card members live in the Deltona area and have established primary care relationships at the miCare clinic in Deltona. It doesn't make sense for patients to have to travel to DeLand to pick up their medications if they don't have any other reason to come to the miCare clinic in DeLand. This adds a level of economic hardship for patients to travel from Deltona to DeLand just to pick up medications. In reviewing the possibility of sending medications directly to patients homes, we found many risks that could potentially impact patient care and compliance. Patient addresses received in the eligibility file weren't always accurate. We have also found that patients move from residence to residence and there some are without a current address. miCare wants to ensure that patients are receiving medications as prescribed and also maintaining compliance with current treatment plans. Attached you will find a proposal that outlines the expansion of sending medications from miRx pharmacy to Deltona for patient pick up. We are currently looking at space and ensuring that we meet the necessary requirements to store the medications safely. We will mirror the operating procedures that we currently have at the WVHA miCare clinic in DeLand. This will provide the opportunity for health card members who have an established relationship at the Deltona clinic to pick up their medications at the Deltona clinic. The clinic will be able to continue with measuring patient safety and medication compliance while ensuring the continuity of care. Once we have finalized the details we will report back to the board when we plan to implement the change. We will provide a communication strategy and ensure patients are aware of where to pick up their medications moving forward. If you have any questions or concerns please reach out to me directly and we can discuss. I will also be attending the January

board meeting to present the reports and our current proposal.

We appreciate the opportunity to partner with you and feel that we are truly making a difference in the overall health of the patients we serve.

Regards,

**Darik Croft**

Chief Operating Officer- miCare miRx

---



p: 800.777.3575 ext. 1152

c: 406-606-2749

e: [dcroft@ebms.com](mailto:dcroft@ebms.com)

w: [www.micareclinics.com](http://www.micareclinics.com)

3333 Hesper PO Box 21367 Billings, MT 59104



**Notice:** *The information contained in this email transmission and any attachments may contain privileged and confidential information, and/or protected health information (PHI) intended solely for the use of the recipient(s) named above. If you are not the intended recipient, you are hereby notified that any review, dissemination, distribution, or duplication of this communication is strictly prohibited under applicable law.*

*If you received this communication in error, please immediately contact the sender by telephone or email and permanently delete the email and destroy all copies of the original message and attachments.*

## **Medication Pick Up for WVHA miCare Clinics- Proposal**

***Current Operating Procedure:*** WVHA health card members can receive medications as prescribed by their provider at the clinic or through the miRx mail order pharmacy. WVHA health card members can receive medications at the time of visit dispensed by a primary care provider. If they are prescribed a maintenance medication, this is ordered and dispensed in the miRx pharmacy and shipped to the WVHA clinic in DeLand. Patients are notified and able to pick up their medications at the WVHA miCare clinic in DeLand. The miRx pharmacy processed provider orders for both primary care and specialty care if the provider is in the WVHA contracted network. By integrating the pharmacy solution with the primary care clinic this allows for quality controls and the ability to ensure patients pick up the correct medications and ensure compliance in tracking chain of custody. The concern is that there are many WVHA health card members who live in Deltona and have established care in Deltona. These individuals must travel into DeLand to pick up medications and have no other reason to visit the clinic. This causes additional financial strain.

***Proposal:*** WVHA Health card members provided the opportunity to pick up medications at the WVHA miCare clinic where they have established care. Health Card members who have established care in DeLand would be able to pick up medications at the DeLand location. Health card members who have established card in Deltona would be able to pick up medications in Deltona. There would be infrastructure and additional staffing costs to ensure compliance with transitioning medications from the pharmacy to the patient. miCare would like to look at cost to build out an adequate and appropriate storage area in Deltona and get a bid of the cost. Once these activities are completed miCare will be able to transition medications over to Deltona for patient pick up. A date will be set and communicated out to health card members to understand the operating procedure moving forward. This will ensure the spirit of the primary care clinic being the WVHA true medical home where they can receive primary care and pharmacy services. miCare will be able to maintain a high quality of care with these integrated health care services.



**Nurturing Families  
Building Communities**

**The House Next Door**  
*Serving  
Volusia and Flagler Counties*

Administrative  
Offices 804  
North Woodland  
Blvd. DeLand, FL  
32720  
386-734-7571  
386-734-0252 (fax)

DeLand Counseling Center  
121 W. Pennsylvania Ave.  
DeLand, FL 32720  
Counseling: 386-738-9169  
Programs: 386-734-2236  
386-943-8823 (fax)

Deltona Counseling  
Center 840 Deltona  
Blvd., Suite K Deltona,  
FL 32725  
Counseling and Programs:  
386-860-1776  
386-860-6006 (fax)

Flagler Counseling  
Center  
25 N Old Kings Road #7B  
Palm Coast, FL 32137  
386-738-9169  
386-943-8823

S. Daytona Counseling Center  
1000 Big Tree  
Road Daytona  
Beach, FL  
32114 386-301-  
4073  
386-492-7638 (fax)



CREDIBILITY • INTEGRITY • ACHIEVEMENT



December 5, 2022

West Volusia Hospital Authority

## Monthly Enrollment Report

In the month of November there were 258 appointments to assist with new applications and 39 appointments to assist with pended applications from September-October. For a total of 297 Interviews with clients.

156 applications were submitted for verification and enrollment. Of these, 156 were processed by the end of the month includes the roll overs 0 from previous month) leaving the balance of 0 to roll over into November 2022 for approval.

Of the 156 that were processed, 141 were approved and 8 were denied. There were 7 pended remaining.

Currently applications are being processed, approved and the client enrolled in 7 business days. Current enrollment with EBMS is taking up to 3-5 days to appear active in system.

### Outreach Efforts:

- Attended West Volusia Community Partners meeting
- Reached out to all clients due to renew with a reminder phone call as well as the reminder letter
- Communicating with Partners working together to better service the community
- Meeting with new organizations that can possibly benefit from the Health Card to partner up with them.

Respectfully submitted by Terrell Irvin



**Nurturing Families  
Building Communities**

**The House Next Door**  
*Serving  
Volusia and Flagler Counties*

Administrative  
Offices 804  
North Woodland  
Blvd. DeLand, FL  
32720  
386-734-7571  
386-734-0252 (fax)

DeLand Counseling Center  
121 W. Pennsylvania Ave.  
DeLand, FL 32720  
Counseling: 386-738-9169  
Programs: 386-734-2236  
386-943-8823 (fax)

Deltona Counseling  
Center 840 Deltona  
Blvd., Suite K Deltona,  
FL 32725  
Counseling and Programs:  
386-860-1776  
386-860-6006 (fax)

Flagler Counseling  
Center  
25 N Old Kings Road #7B  
Palm Coast, FL 32137  
386-738-9169  
386-943-8823

S. Daytona Counseling Center  
1000 Big Tree  
Road Daytona  
Beach, FL  
32114 386-301-  
4073  
386-492-7638 (fax)



CREDIBILITY • INTEGRITY • ACHIEVEMENT



January 2, 2023

West Volusia Hospital Authority

## Monthly Enrollment Report

In the month of December there were 258 appointments to assist with new applications and 39 appointments to assist with pended applications from October-November. For a total of 297 Interviews with clients.

156 applications were submitted for verification and enrollment. Of these, 156 were processed by the end of the month includes the roll overs 0 from previous month) leaving the balance of 0 to roll over into December 2022 for approval.

Of the 156 that were processed, 145 were approved and 7 were denied. There were 4 pended remaining.

Currently applications are being processed, approved and the client enrolled in 7 business days. Current enrollment with EBMS is taking up to 3-5 days to appear active in system.

### Outreach Efforts:

- Attended West Volusia Community Partners meeting
- Reached out to all clients due to renew with a reminder phone call as well as the reminder letter
- Communicating with Partners working together to better service the community
- Meeting with new organizations that can possibly benefit from the Health Card to partner up with them.

Respectfully submitted by Terrell Irvin

**WEST VOLUSIA HOSPITAL AUTHORITY**

**FINANCIAL STATEMENTS AND  
SUPPLEMENTARY INFORMATION**

**SEPTEMBER 30, 2022**

**WEST VOLUSIA HOSPITAL AUTHORITY  
FINANCIAL STATEMENTS  
SEPTEMBER 30, 2022**

**TABLE OF CONTENTS**

	<b>PAGE NO.</b>
<b>Financial Section</b>	
Independent Auditor's Report	3 - 5
Management's Discussion and Analysis	6 - 10
Statement of Net Position	11
Statement of Activities	12
<b>Governmental Funds:</b>	
Balance Sheet	13
Statement of Revenues, Expenditures and Changes in Fund Balances	14
Reconciliation of the Statement of Revenues, Expenditures, and Changes in Fund Balances of Governmental Funds to the Statement of Activities	15
<b>General Fund:</b>	
Statement of Revenues, Expenditures, and Changes in Fund Balance – Budget and Actual	16
Notes to Financial Statements	17 - 25
<b>Supplementary Information</b>	
Schedule of Healthcare Expenditures	26
<b>Compliance Section</b>	
Independent Auditor's Report on Internal Control over Financial Reporting and on Compliance and Other Matters Based on an Audit of Financial Statements Performed in Accordance with <i>Government Auditing Standards</i>	27 - 28
Management Letter Required by Chapter 10.550, <i>Rules of the Auditor General</i>	29 - 31
Independent Accountant's Report	32



## **Powell and Jones CPA**

1359 S.W. Main Blvd.  
Lake City, FL 32025  
Phone 386.755.4200  
Fax 386.719.5504

### **INDEPENDENT AUDITOR'S REPORT**

To the Board of Commissioners,  
West Volusia Hospital Authority

#### **Opinions**

We have audited the accompanying financial statements of the governmental activities and major fund of the West Volusia Hospital Authority (the Authority), as of and for the year ended September 30, 2022, and the related notes to the financial statements, which collectively comprise the Authority's basic financial statements as listed in the table of contents.

In our opinion, the financial statements referred to above present fairly, in all material respects, the respective financial position of the governmental activities and major fund of the Authority, as of September 30, 2022, and the respective changes in financial position thereof and the respective budgetary comparison for the general fund for the year then ended in accordance with accounting principles generally accepted in the United States of America.

#### **Basis for Opinions**

We conducted our audit in accordance with auditing standards generally accepted in the United States of America. Our responsibilities under those standards are further described in the Auditor's Responsibilities for the Audit of the Financial Statements section of our report. We are required to be independent of the West Volusia Hospital Authority, and to meet our other ethical responsibilities, in accordance with the relevant ethical requirements relating to our audit. We believe that the audit evidence we have obtained is sufficient and appropriate to provide a basis for our audit opinions.

#### **Responsibilities of Management for the Financial Statements**

Management is responsible for the preparation and fair presentation of the financial statements in accordance with accounting principles generally accepted in the United States of America, and for the design, implementation, and maintenance of internal control relevant to the preparation and fair presentation of financial statements that are free from material misstatement, whether due to fraud or error.

In preparing the financial statements, management is required to evaluate whether there are conditions or events, considered in the aggregate, that raise substantial doubt about the Authority's ability to continue as a going concern for twelve months beyond the financial statement date, including any currently known information that may raise substantial doubt shortly thereafter.



## **Auditor's Responsibilities for the Audit of the Financial Statements**

Our objectives are to obtain reasonable assurance about whether the financial statements as a whole are free from material misstatement, whether due to fraud or error, and to issue an auditor's report that includes our opinions. Reasonable assurance is a high level of assurance but is not absolute assurance and therefore is not a guarantee that an audit conducted in accordance with generally accepted auditing standards will always detect a material misstatement when it exists. The risk of not detecting a material misstatement resulting from fraud is higher than for one resulting from error, as fraud may involve collusion, forgery, intentional omissions, misrepresentations, or the override of internal control. Misstatements are considered material if there is a substantial likelihood that, individually or in the aggregate, they would influence the judgment made by a reasonable user based on the financial statements.

In performing an audit in accordance with generally accepted auditing standards, we:

- Exercise professional judgment and maintain professional skepticism throughout the audit.
- Identify and assess the risks of material misstatement of the financial statements, whether due to fraud or error, and design and perform audit procedures responsive to those risks. Such procedures include examining, on a test basis, evidence regarding the amounts and disclosures in the financial statements.
- Obtain an understanding of internal control relevant to the audit in order to design audit procedures that are appropriate in the circumstances, but not for the purpose of expressing an opinion on the effectiveness of the Authority's internal control. Accordingly, no such opinion is expressed.
- Evaluate the appropriateness of accounting policies used and the reasonableness of significant accounting estimates made by management, as well as evaluate the overall presentation of the financial statements.
- Conclude whether, in our judgment, there are conditions or events, considered in the aggregate, that raise substantial doubt about the Authority's ability to continue as a going concern for a reasonable period of time.

We are required to communicate with those charged with governance regarding, among other matters, the planned scope and timing of the audit, significant audit findings, and certain internal control-related matters that we identified during the audit.

## **Required Supplementary Information**

Accounting principles generally accepted in the United States of America require that the management's discussion and analysis and budgetary comparison information be presented to supplement the basic financial statements. Such information is the responsibility of management and, although not a part of the basic financial statements, is required by the Governmental Accounting Standards Board, who considers it to be an essential part of financial reporting for placing the basic financial statements in an appropriate operational, economic, or historical context. We have applied certain limited procedures to the required supplementary information in accordance with auditing standards generally accepted in the United States of America, which consisted of inquiries of management about the methods of preparing the information and comparing the information for consistency with management's responses to our inquiries, the basic financial statements, and other knowledge we obtained during our audit of the basic financial statements. We do not express an opinion or provide any assurance on the information because the limited procedures do not provide us with sufficient evidence to express an opinion or provide any assurance.

### **Supplementary Information**

Our audit was conducted for the purpose of forming opinions on the financial statements that collectively comprise the Authority's basic financial statements. The schedule of healthcare expenditures is the responsibility of management and was derived from and relates directly to the underlying accounting and other records used to prepare the basic financial statements. The information has been subjected to the auditing procedures applied in the audit of the basic financial statements and certain additional procedures, including comparing and reconciling such information directly to the underlying accounting and other records used to prepare the basic financial statements or to the basic financial statements themselves, and other additional procedures in accordance with auditing standards generally accepted in the United States of America. In our opinion, the schedule of healthcare expenditures is fairly stated, in all material respects, in relation to the basic financial statements as a whole.

A handwritten signature in cursive script that reads "Powell & Jones".

**POWELL & JONES**

Certified Public Accountants  
Lake City, Florida  
December 26, 2022

**WEST VOLUSIA HOSPITAL AUTHORITY  
MANAGEMENT'S DISCUSSION AND ANALYSIS  
SEPTEMBER 30, 2022**

As management of West Volusia Hospital Authority (the "Authority"), we offer readers of the Authority's financial statements this narrative overview and analysis of the financial activities of the Authority for the fiscal year ended September 30, 2022. We encourage readers to read the information presented here in conjunction with additional information that we have furnished in the Authority's financial statements, which follow this narrative.

The financial statements presented herein include all of the activities of the Authority, as prescribed by generally accepted accounting principles.

**Financial Highlights**

- Net position, the excess of assets over liabilities, amounted to \$23,968,092 at the close of the fiscal year.
- As a result of the current year's operations, the Authority's net position increased \$3,733,129 from the last fiscal year. The Authority's cash and cash equivalents decreased approximately \$5,000,000 from the previous year, primarily due to investments in certificates of deposit during the fiscal year of approximately \$9,000,000. Accounts payable at year end increased approximately \$300,000 due to normal timing differences in amounts due and payments made after the Authority's fiscal year end.
- Investment income was extremely low due to historically low interest rates. The Authority is keeping most of its funds in certificates of deposit and money market accounts in an effort to maximize earnings, while protecting the Authority assets. Interest income decreased approximately by \$7,000 due to a decrease in interest rates.
- Healthcare expenditures decreased approximately \$800,000 due to increased expenditures related to medical visits in 2022 of approximately \$1,100,000, offset by a decrease in Medicaid reimbursements of approximately \$1,900,000. The Authority continues to require health card applicants to apply for coverage under the Affordable Care Act ("ACA"). This requirement became effective starting January 1, 2014.

## **Overview of the Financial Statements**

This annual report consists of four components: 1) management's discussion and analysis (this section), 2) government-wide and fund financial statements, 3) notes to the financial statements, and 4) required supplementary information.

## **Government-wide Financial Statements**

Government-wide financial statements provide readers with a broad overview of the Authority's finances in a manner similar to a private-sector business. The governmental activities of the Authority include providing access to healthcare services for the indigent.

The **statement of net position** presents information on all of the Authority's assets and liabilities, with the difference between the two reported as net position. This statement serves a purpose similar to that of the balance sheet of a private-sector business. Over time, increases or decreases in net position may serve as one indicator of whether the financial position of the Authority is improving or deteriorating.

The **statement of activities** presents information showing how the government's net position changed during the fiscal year. All changes in net position are reported using the modified cash basis of accounting.

## **Notes to the Financial Statements**

The notes to the financial statements provide additional information that is essential to a full understanding of the data provided in the government-wide and fund financial statements.

## **Government-wide Financial Analysis**

### **Statement of Net Position**

Net position increases when revenues exceed expenditures. At the close of the fiscal year, assets exceeded liabilities by \$23,968,092 which is an increase from the preceding year of \$3,733,129.

	<u>2022</u>	<u>2021</u>
<b>Assets</b>		
Current assets	\$ 24,741,343	\$ 20,864,199
Capital assets, net	510,310	554,173
Prepaid items and deposits	2,000	2,000
Total assets	<u>25,253,653</u>	<u>21,420,372</u>
<b>Liabilities</b>		
Current liabilities	1,285,561	977,409
Workers' compensation claims payable	-	208,000
Total liabilities	<u>1,285,561</u>	<u>1,185,409</u>
<b>Net position:</b>		
Invested in capital assets, net	510,310	554,173
Unrestricted	23,457,782	19,680,790
Total net position	<u>\$ 23,968,092</u>	<u>\$ 20,234,963</u>

## **Statement of Activities**

The Statement of Revenues, Expenditures and Changes in Fund Balance present information illustrating how a government's net position changes during the fiscal year. All changes in net position are reported as soon as the economic activities occur, regardless of timing of the cash.

	<u>2022</u>	<u>2021</u>
<b>Revenues</b>		
Ad valorem taxes	\$ 17,637,052	\$ 17,078,881
Interest income	32,098	39,488
Other income	85,576	79,553
Total revenues	<u>17,754,726</u>	<u>17,197,922</u>
 <b>Expenses</b>		
Healthcare expenses	13,977,734	14,677,155
Depreciation	43,863	42,841
Total expenses	<u>14,021,597</u>	<u>14,719,996</u>
 Change in net position	3,733,129	2,477,926
 Beginning net position	<u>20,234,963</u>	<u>17,757,037</u>
Ending net position	<u>\$ 23,968,092</u>	<u>\$ 20,234,963</u>

### **Economic Factors and Changes on the Horizon**

The Authority exists to provide access to healthcare for qualified uninsured residents of the taxing district. The Authority requires all applicants for the Authority's program to apply for coverage through the federal exchange, as well as Medicaid. In 2020, many businesses in the West Volusia area experienced shutdowns and service interruptions due to Covid-19. This pandemic led to the expansion of health card enrollment, yet medical visits decreased, which was attributed to improving health conditions for some health card members and a fear by some health card members of seeking services where they may be exposed to a Covid positive individual. In 2022, as the Covid-19 pandemic began to subside, health card members were more willing to visit medical facilities and the demand for services increased. It is anticipated as the Covid-19 continues to subside, health card members will continue to be more willing to visit medical facilities and the demand for services will continue to increase. The Authority's expenditures are also subject to legislative changes by the State of Florida affecting the Medicaid share of costs which could rise in the future. These factors will demand continued planning and diligence from the Board. For the September 30, 2023 fiscal year, the Board set its final millage rate at 1.0816 mills which is below the rollback rate.

### **Requests for Information**

This report is designed to provide an overview of the Authority's finances for those with an interest in this area. Questions concerning any of the information found in this report, or requests for additional information, should be directed to Stacy Tebo, West Volusia Hospital Authority, PO Box 940, DeLand, Florida 32721.

**WEST VOLUSIA HOSPITAL AUTHORITY  
STATEMENT OF NET POSITION  
SEPTEMBER 30, 2022**

	<u>Governmental Activities</u>
<b>ASSETS</b>	
Current assets	
Cash and cash equivalents	\$ 15,727,907
Certificates of deposits	9,013,436
Prepaid expenses	2,000
Total current assets	<u>24,743,343</u>
Noncurrent assets	
Land	145,000
Depreciable capital assets, net	<u>365,310</u>
Capital assets, net of accumulated depreciation	510,310
Total assets	<u><u>\$ 25,253,653</u></u>
 <b>LIABILITIES</b>	
Accounts payable and accrued expenses	<u>\$ 1,285,561</u>
Total liabilities	<u>1,285,561</u>
 <b>NET POSITION</b>	
Net investment in capital assets	510,310
Unrestricted	<u>23,457,782</u>
Total net position	<u><u>\$ 23,968,092</u></u>

See notes to financial statements.



**WEST VOLUSIA HOSPITAL AUTHORITY  
STATEMENT OF ACTIVITIES  
FOR THE FISCAL YEAR ENDED SEPTEMBER 30, 2022**

	<u>Expenses</u>	<u>Program Revenues Charges for Services</u>	<u>Net (Expense) Revenue and Change in Net Position Governmental Activities Total</u>
Governmental activities:			
General government			
Healthcare and other expenses	\$ 14,021,597	\$ -	\$ (14,021,597)
Total governmental activities	<u>\$ 14,021,597</u>	<u>\$ -</u>	<u>(14,021,597)</u>
General revenues:			
Ad valorem taxes			17,637,052
Interest income			32,098
Miscellaneous			85,576
			<u>17,754,726</u>
Increase in net position			3,733,129
Net position - October 1, 2021			20,234,963
Net position - September 30, 2022			<u>\$ 23,968,092</u>

See notes to financial statements.

**WEST VOLUSIA HOSPITAL AUTHORITY  
BALANCE SHEET  
GOVERNMENTAL FUND**

**SEPTEMBER 30, 2022**

	<u>General Fund</u>
<b>ASSETS</b>	
Cash and cash equivalents	\$ 15,727,907
Certificates of deposits	9,013,436
Prepaid items and deposits	2,000
<b>Total assets</b>	<u><u>\$ 24,743,343</u></u>
<b>LIABILITIES AND FUND BALANCE</b>	
<b>Liabilities</b>	
Accounts payable and accrued expenses	\$ 1,285,561
<b>Total liabilities</b>	<u><u>1,285,561</u></u>
<b>Fund Balances</b>	
Nonspendable:	
Prepays	\$ 2,000
Committed:	
Medicaid dispute	2,496,809
Unassigned	20,958,973
<b>Total fund balances</b>	<u>23,457,782</u>
<b>Total liabilities and fund balance</b>	<u><u>\$ 24,743,343</u></u>
<b>Total fund balances reported above</b>	<b>\$ 23,457,782</b>
<b>Amounts reported for governmental activities in the statement of net position are different because:</b>	
Capital assets used in governmental activities are not financial resources and, therefore, are not reported in the governmental funds.	<u>510,310</u>
<b>Net position of governmental activities</b>	<u><u>\$ 23,968,092</u></u>

See notes to financial statements.

**WEST VOLUSIA HOSPITAL AUTHORITY  
STATEMENTS OF REVENUES, EXPENDITURES,  
AND CHANGES IN FUND BALANCE  
GENERAL FUND  
FOR THE FISCAL YEAR ENDED SEPTEMBER 30, 2022**

<b>REVENUES</b>	
Ad valorem taxes	\$ 17,520,345
Interest income	32,098
Miscellaneous revenues	85,576
Total revenues	<u>17,638,019</u>
<b>EXPENDITURES</b>	
Healthcare and other	<u>13,977,734</u>
Total expenditures	<u>13,977,734</u>
Net change in fund balance	3,660,285
Fund balances, October 1, 2021	<u>19,797,497</u>
Fund balances, September 30, 2022	<u><u>\$ 23,457,782</u></u>

See notes to financial statements.

**WEST VOLUSIA HOSPITAL AUTHORITY  
RECONCILIATION OF THE STATEMENT OF REVENUES,  
EXPENDITURES, AND CHANGES IN FUND BALANCE  
OF GOVERNMENTAL FUND TO THE STATEMENT OF ACTIVITIES  
FOR THE FISCAL YEAR ENDED SEPTEMBER 30, 2022**

Net change in fund balances - Governmental Fund	\$ 3,660,285
Amounts reported for governmental activities in the statement of activities are different because:	
Governmental funds report capital outlay as expenditures. However, in the statement of activities, the cost of those assets is allocated over their estimated useful lives as depreciation expense.	
Less current year depreciation	(43,863)
Adjustments to deferred inflows	<u>116,707</u>
Change in net assets of governmental activities	<u><u>\$ 3,733,129</u></u>

See notes to financial statements.

**WEST VOLUSIA HOSPITAL AUTHORITY  
STATEMENTS OF REVENUES, EXPENDITURES,  
AND CHANGES IN FUND BALANCE - BUDGET AND ACTUAL**

**FOR THE FISCAL YEAR ENDED SEPTEMBER 30, 2022**

	<b>Budgeted Amounts</b>		<b>Actual</b>	<b>Variance with</b>
	<b>Original</b>	<b>Final</b>	<b>Amounts</b>	<b>Final Budget - Positive (Negative)</b>
<b>REVENUES</b>				
Ad valorem taxes	\$ 17,400,000	\$ 17,400,000	\$ 17,520,345	\$ 120,345
Interest income	45,000	45,000	32,098	(12,902)
Miscellaneous	-	-	85,576	85,576
Total revenues	<u>17,445,000</u>	<u>17,445,000</u>	<u>17,638,019</u>	<u>193,019</u>
<b>EXPENDITURES</b>				
Healthcare	15,500,110	16,009,310	11,962,977	4,046,333
Personnel	25,000	25,000	43,578	(18,578)
Other	3,097,590	2,588,390	1,971,179	617,212
Total expenditures	<u>18,622,700</u>	<u>18,622,700</u>	<u>13,977,734</u>	<u>4,644,967</u>
<b>Net change in fund balance</b>	<b>(1,177,700)</b>	<b>(1,177,700)</b>	<b>3,660,285</b>	<b>4,837,986</b>
<b>Fund balance, October 1, 2021</b>	<b>19,797,497</b>	<b>19,797,497</b>	<b>19,797,497</b>	<b>-</b>
<b>Fund balance, September 30, 2022</b>	<b><u>\$ 18,619,797</u></b>	<b><u>\$ 18,619,797</u></b>	<b><u>\$ 23,457,782</u></b>	<b><u>\$ 4,837,986</u></b>

See notes to financial statements.

**WEST VOLUSIA HOSPITAL AUTHORITY**  
**NOTES TO FINANCIAL STATEMENTS**  
**SEPTEMBER 30, 2022**

**(1) Summary of Significant Accounting Policies:**

The accounting policies of the West Volusia Hospital Authority (the Authority) conform to generally accepted accounting principles applicable to governmental units. The following is a summary of significant policies.

(a) **Reporting entity**—The Authority is a special taxing district in Volusia County, Florida created and incorporated in 1957 by the Legislature of the State of Florida under Chapter 57-2085. The five-member elected Board of Commissioners (the Board) is enabled to acquire, construct, operate and maintain hospitals, healthcare facilities, or contract with third parties for the care of medically indigent persons in the Authority's district, and to levy taxes and issue bonds to finance healthcare facilities' operations, and to participate in other activities to promote the general health of the district.

The Authority has adopted the Governmental Accounting Standards Board (GASB) Codification for the purpose of evaluating its financial statements. Based on the Codification, the Authority has determined that there are no other component units that meet the criteria for inclusion in the Authority's financial statements.

(b) **Government-wide and fund financial statements**—The government-wide financial statements (i.e., the statement of net position and the statement of activities) report information on all of the activities of the Authority. The Authority only has governmental activity and does not engage in any business-type activity. Direct expenses are those that are clearly identifiable with a specific function or segment. General revenues include ad valorem taxes and interest income. Fund financial statements are presented for the Authority's General Fund. The General Fund is considered to be a major fund and is the only fund of the Authority.

(c) **Measurement focus, basis of accounting, and financial statement presentation**—The government-wide financial statements are reported using the economic resources measurement focus and the accrual basis of accounting. Revenues are recorded when earned, and expenses are recorded when a liability is incurred, regardless of the timing of related cash flows. Grants and similar items are recognized as revenue when all eligibility requirements imposed by the grantor have been met.

Governmental fund financial statements are reported using the current financial resources measurement focus and the modified accrual basis of accounting. Revenues are recognized when they are both measurable and available. Revenues are considered to be available when they are collectible within the current period or soon enough thereafter to pay liabilities of the current period. For this purpose, the Authority considers revenues to be available if they are collected within 60 days of the end of the current period. Expenditures generally are recorded when a liability is incurred. However, expenditures related to long-term agreements are recorded only when payment is due.

(d) **Budgets**—The Board of Commissioners of the Authority adopts an annual operating budget, which is prepared on a modified accrual basis and can be amended by the Board throughout the year. At the fund level, actual expenditures cannot exceed the budgeted amounts; however, with proper approval by the Board, budgetary transfers between line items can be made. The accompanying budgeted financial statements for the General Fund reflect the final budget authorization amounts, including all amendments.

**WEST VOLUSIA HOSPITAL AUTHORITY**  
**NOTES TO FINANCIAL STATEMENTS**  
**SEPTEMBER 30, 2022**

(1) **Summary of Significant Accounting Policies:** (Continued)

(e) **Cash and cash equivalents**—Cash and cash equivalents consists of cash on hand and on deposit in banks and money market accounts.

(f) **Certificates of deposit** — Certificates of deposit consist of Certificate of Deposit Account Registry Service (CDARS) accounts, and are valued at cost plus accrued interest, which approximates fair value.

(g) **Property and equipment**—Property and equipment purchased in the general fund are recorded as expenditures at the time of purchase. Gifts or contributions are recorded at acquisition value at the time received. It is the policy of the Authority to capitalize property and equipment over \$5,000. Lesser amounts are expensed. Depreciation has been provided on fixed assets as a direct charge using the straight-line method over the estimated useful lives of the various classes of depreciable assets, which ranges from 3 to 40 years.

(h) **Deferred inflows of resources**—In addition to liabilities, the statement of financial position will sometimes report a separate section for deferred inflows of resources. This separate financial statement element, deferred inflows of resources, represents an acquisition of net position or fund balance that applies to future period(s) and so will not be recognized as an inflow of resources (revenue) until that time. Currently, the one item in this category is unavailable revenues, which will be recognized as inflows of resources in the period that the amounts become available.

(i) **Fund equity**—The Authority reports fund balance in accordance with the GASB Codification. Fund balances are classified as follows:

**Nonspendable**—Amounts that cannot be spent either because they are not in a spendable form (prepaids and deposits) or because they are legally or contractually required to be maintained intact.

**Restricted**—Amounts constrained to specific purposes by outside parties or enabling legislation.

**Committed**—Amounts that can be used only for specific purposes determined by a formal action by ordinance or resolution.

**Assigned**—Amounts that are designated by the Board of Commissioners for a specific purpose.

**Unassigned**—All amounts not included in other spendable classifications.

When an expenditure is incurred for purposes for which restricted, committed, assigned, and unrestricted fund balance is available, the Authority considers restricted funds to have been spent first, committed funds second, assigned funds third, and unassigned funds last.

In order to determine amounts reported as restricted and unrestricted net position, it is the Authority's policy to consider restricted net position to have been used before unrestricted net position is applied.

(j) **Use of estimates**—The preparation of financial statements in conformity with accounting principles generally accepted in the United States of America requires management to make estimates and assumptions that affect the reported amounts of assets and liabilities and disclosure of contingent assets and liabilities at the date of the financial statements, and reported amounts of revenues and expenses during the reporting period.

**WEST VOLUSIA HOSPITAL AUTHORITY  
NOTES TO FINANCIAL STATEMENTS  
SEPTEMBER 30, 2022**

**(2) Reconciliation of Government-Wide and Fund Financial Statement:**

(a) **Explanation of certain differences between the governmental fund balance sheet and the government-wide statement of net position**— “Total fund balances” of the Authority’s Governmental Funds \$23,457,782 differs from “net position” of governmental activities \$23,968,092 reported in the statement of net position. This difference primarily results from the long-term economical focus of the statement of net position versus the current financial resources focus of the governmental fund balance sheet.

**Capital related items**

When capital assets (property, plant, equipment) that are to be used in governmental activities are purchased or constructed, the cost of these assets are reported as expenditures in governmental funds. However, the statement of net assets includes those capital assets among the assets of the Authority as a whole.

Cost of capital assets	\$ 1,006,324
Accumulated depreciation	<u>(496,014)</u>
Total	<u><u>\$ 510,310</u></u>



**WEST VOLUSIA HOSPITAL AUTHORITY  
NOTES TO FINANCIAL STATEMENTS  
SEPTEMBER 30, 2022**

**Reconciliation of Government-Wide and Fund Financial Statement:**

**Explanation of Differences Between the Governmental Fund Balance Sheet and the Government-wide Statement of Net Position**

	Total Governmental Funds	Capital Related Items	Statement of Net Position
<b>ASSETS</b>			
Cash and cash equivalents	\$ 15,727,907	\$ -	\$ 15,727,907
Certificates of deposits	9,013,436	-	9,013,436
Prepaid expenses	2,000	-	2,000
Capital assets - net	-	510,310	510,310
Total assets	<u>\$ 24,743,343</u>	<u>\$ 510,310</u>	<u>\$ 25,253,653</u>
<b>LIABILITIES AND FUND BALANCES</b>			
Liabilities:			
Accounts payable and accrued expenses	\$ 1,285,561	\$ -	\$ 1,285,561
Total liabilities	<u>1,285,561</u>	<u>-</u>	<u>1,285,561</u>
 Fund balance/net position	 <u>23,457,782</u>	 <u>510,310</u>	 <u>23,968,092</u>
Total liabilities and fund balance/net position	<u>\$ 24,743,343</u>	<u>\$ 510,310</u>	<u>\$ 25,253,653</u>

**WEST VOLUSIA HOSPITAL AUTHORITY**  
**NOTES TO FINANCIAL STATEMENTS**  
**SEPTEMBER 30, 2022**

(b) **Explanation of certain differences between the governmental fund statement of revenues, expenditures, and changes in fund balances and the government-wide statement of activities—**The “net change in fund balances” for the governmental funds of \$3,660,285 differs from the “change in net position” for governmental activities of \$3,733,129 reported in the statement of activities. The differences arise primarily from the long-term economic focus of the statement of activities versus the current financial resources focus of the governmental fund. The effect of the differences is illustrated below.

Capital related items

When capital assets that are to be used in governmental activities are purchased or constructed, the resources expended for those assets are reported as expenditures in governmental funds. However, in the statement of activities, the costs of those assets is allocated over their estimated useful lives and reported as depreciation expense. As a result, fund balances decrease by the amount of financial resources expended, whereas net assets decrease by the amount of depreciation expense charges for the year.

Depreciation expense	\$ (43,863)
Difference	<u>\$ (43,863)</u>

Revenue Recognition

Recognition of revenues that do not meet the requirements of fund accounting.

Ad valorem taxes	\$ 116,707
Difference	<u>\$ 116,707</u>

**WEST VOLUSIA HOSPITAL AUTHORITY  
NOTES TO FINANCIAL STATEMENTS  
SEPTEMBER 30, 2022**

**Reconciliation of Government-Wide and Fund Financial Statement:**

**Explanation of Differences Between the Governmental Fund Operating Statements and the Statement of Activities**

	Total Governmental Funds	Capital Related Items	Reclassification	Statement of Activities
<b>REVENUES</b>				
Ad valorem taxes	\$ 17,520,345	\$ -	\$ 116,707	\$ 17,637,052
Interest income	32,098	-	-	32,098
Miscellaneous revenues	85,576	-	-	85,576
Total revenues	<u>17,638,019</u>	<u>-</u>	<u>116,707</u>	<u>17,754,726</u>
<b>EXPENDITURES</b>				
Healthcare and other	13,977,734	43,863	-	14,021,597
Total expenditures	<u>13,977,734</u>	<u>43,863</u>	<u>-</u>	<u>14,021,597</u>
 Net change in fund balance	 3,660,285	 (43,863)	 116,707	 3,733,129
Fund balance, October 1, 2021	<u>19,797,497</u>	<u>437,466</u>	<u>-</u>	<u>20,234,963</u>
Fund balance, September 30, 2022	<u>\$ 23,457,782</u>	<u>\$ 393,603</u>	<u>\$ 116,707</u>	<u>\$ 23,968,092</u>

**WEST VOLUSIA HOSPITAL AUTHORITY  
NOTES TO FINANCIAL STATEMENTS  
SEPTEMBER 30, 2022**

**(3) Property Tax Calendar:**

The Authority is a taxing authority in Volusia County, Florida (the County), and pays a fee to the County for the assessment and collection of property taxes. The property tax calendar for the year ended September 30, 2022, is as follows:

Valuation date	January 1												
Property appraiser prepares the assessment roll with values as of January 1, submits this preliminary roll for approval by the state and notifies each taxing authority of their respective valuations.	July 1												
Each taxing authority holds two required public hearings and adopts a budget and ad valorem tax millage rate for the coming fiscal year.	September												
Property appraiser certifies the assessment roll and all real and tangible personal property taxes are due and payable (levy date).	November 1												
A notice of taxes is mailed to each property owner on the assessment roll. Taxes may be paid November through March with the following applicable discounts:	November through March												
<table> <tr> <th><u>Month</u></th><th><u>Discount</u></th></tr> <tr> <td>November</td><td>4%</td></tr> <tr> <td>December</td><td>3%</td></tr> <tr> <td>January</td><td>2%</td></tr> <tr> <td>February</td><td>1%</td></tr> <tr> <td>March</td><td>0%</td></tr> </table>	<u>Month</u>	<u>Discount</u>	November	4%	December	3%	January	2%	February	1%	March	0%	
<u>Month</u>	<u>Discount</u>												
November	4%												
December	3%												
January	2%												
February	1%												
March	0%												
All unpaid taxes on real and tangible personal property become delinquent.	April 1												
A list of unpaid real and tangible personal property taxes are advertised.	April and May												
Tax certificates are sold on all real estate with unpaid real estate property taxes (lien date).	June 1												
A court order is obtained authorizing the seizure and sale of personal property, if the taxpayer fails to pay the delinquent personal property taxes.	June												

**WEST VOLUSIA HOSPITAL AUTHORITY**  
**NOTES TO FINANCIAL STATEMENTS**  
**SEPTEMBER 30, 2022**

**(4) Deposits and Investments:**

At September 30, 2022, the carrying amount of the Authority's certificates of deposit and cash on deposit in its bank accounts was \$24,741,343 after any applicable reconciling items such as outstanding checks and deposits in transit. In addition to insurance provided by the Federal Depository Insurance Corporation, deposits are held in banking institutions approved by the State Treasurer of the State of Florida to hold public funds. Under Florida Statutes Chapter 280, Florida Security for Public Deposits Act, the State Treasurer requires all Florida qualified public depositories to deposit with the Treasurer or another banking institution eligible collateral. In the event of failure of a qualified public depository, the remaining public depositories would be responsible for covering any resulting losses. The Authority's deposits at year end are considered insured for custodial credit risk purposes.

The Authority is authorized to invest in investment vehicles, as defined in the written investment policy, which was approved by the Board. The policy specifies the authorized investment vehicles which, among others, include the Local Government Surplus Funds Trust Fund (State Board of Administration, "SBA"), negotiable direct obligations of, or obligations the principal and interest of which are unconditionally guaranteed by the U.S. Government at the then prevailing market price for such securities with remaining maturities not exceeding one year, for certain money market funds and repurchase agreements. The policy also specifies the portfolio allocation, which is intended to meet the Authority's specified goals, in order of priority; safety, liquidity, and yield.

At September 30, 2022, the Authority's cash and investments consisted of the following:

<b>Types of Cash and Investments</b>	<b>Average Maturity</b>	<b>Credit Quality</b>	<b>Amount</b>
Certificates of deposit	0.38 years	N/A	\$ 9,013,436
Cash on deposit			<u>15,727,907</u>
Total cash and investments			<u><u>\$ 24,741,343</u></u>

**(5) Capital Assets:**

Changes in the Authority's capital assets for the years ended September 30, 2022, were as follows:

	<b>Balance September 30, 2021</b>	<b>Increases</b>	<b>Decreases</b>	<b>Balance September 30, 2022</b>
Capital assets not being depreciated:				
Land	\$ 145,000	\$ -	\$ -	\$ 145,000
Total capital assets not being depreciated:	<u>145,000</u>	<u>-</u>	<u>-</u>	<u>145,000</u>
Capital assets being depreciated:				
Machinery and equipment	53,975	-	-	53,975
Buildings	807,349	-	-	807,349
Accumulated depreciation	<u>(452,151)</u>	<u>(43,863)</u>	<u>-</u>	<u>(496,014)</u>
Total capital assets being depreciated, net	<u>409,173</u>	<u>(43,863)</u>	<u>-</u>	<u>365,310</u>
Capital assets, net	<u><u>\$ 554,173</u></u>	<u><u>\$ (43,863)</u></u>	<u><u>\$ -</u></u>	<u><u>\$ 510,310</u></u>

Depreciation expense for the year ended September 30, 2022, was \$43,863.

**WEST VOLUSIA HOSPITAL AUTHORITY  
NOTES TO FINANCIAL STATEMENTS  
SEPTEMBER 30, 2022**

**(6) Medicaid Contribution Dispute:**

The State of Florida (the “State”) requires the County of Volusia (the “County”) to pay approximately \$8,000,000 annually to reimburse the State for funds paid to participate in the federal Medicaid program. In turn, the County assessed each of the three hospital taxing districts in the County (of which the Authority is one) for a portion of the funds. The Authority obtained legal representation and has articulated reasons why the Authority should not be subject to the County’s assessment, since the Authority receives no Medicaid funds, unlike the other two hospital taxing districts. The County disagreed with the Authority’s position, and the County filed in the local trial court to resolve the dispute. The Authority filed a motion to dismiss, and on June 2, 2022, the local trial court denied the Authority’s motion and granted the County’s motion for a final “Writ of Mandamus” which required the Authority to pay \$2,496,809, unless appealed. The Authority then filed in the Fifth District Court of Appeal and is awaiting a decision in that appeal. The Authority’s general fund includes a committed fund balance of \$2,496,809 just in case it loses the pending appeal in the Medicaid dispute.

**(7) Contingencies:**

The Authority occasionally faces legal claims incidental to the ordinary course of its operations. In the opinion of management and based on the advice of legal counsel, the ultimate disposition of open inquiries and claims, if any, will not have a material adverse effect on the financial position or results of operations of the Authority.

During the year ended September 30, 2022, local, U.S., and world governments have encouraged self-isolation to curtail the spread of the global pandemic, coronavirus disease (COVID-19), by mandating temporary work stoppage in many sectors and imposing limitations on travel and size and duration of group meetings. Most industries are experiencing disruption to business operations and the impact of reduced consumer spending. There is unprecedented uncertainty surrounding the duration of the pandemic, its potential economic ramifications, and any government actions to mitigate them. Accordingly, while management cannot quantify the financial and other impact to the Authority as of December 26, 2022, management believes that a material impact on the Authority’s financial position and results of future operations is reasonably possible.

**WEST VOLUSIA HOSPITAL AUTHORITY**  
**SCHEDULE OF HEALTHCARE EXPENDITURES**  
**FOR THE YEARS ENDED SEPTEMBER 30, 2022 AND 2021**

	<u>2022</u>	<u>2021</u>
<b>Expenditures</b>		
Healthcare expenditures		
Baker Act, substance abuse and mental health programs	\$ 1,208,432	\$ 1,106,373
Hospital indigent care reimbursements	3,877,081	2,186,225
Health Care Responsibility Act reimbursements	201,650	74,277
KidCare outreach	70,356	69,973
Medicaid reimbursements	-	1,884,172
Primary care and pharmacy services	544,919	-
Primary care and dental program	2,430,306	3,883,221
Specialty care program	3,318,301	3,252,255
HIV outreach	311,933	289,027
Total healthcare expenditures	<u>11,962,977</u>	<u>12,745,523</u>
Personnel services		
Regular salaries and wages	16,565	-
FICA	1,523	-
Retirement	3,265	-
Life and Health Insurance	2,404	-
Workers Compensation Claims	19,821	-
Total personnel services	<u>43,578</u>	<u>-</u>
Other expenditures		
General and administrative	59,818	69,836
Third-party administration	378,874	524,944
Eligibility and enrollment oversight	461,210	435,260
Legal	180,879	73,530
Plant and maintenance	26,727	19,173
Professional and accounting fees	165,339	74,701
Tax increment fees - City of DeLand	87,162	90,172
Tax collector and appraiser fees	595,952	629,636
Miscellaneous	15,218	14,380
Capital outlay	-	70,858
Total other expenditures	<u>1,971,179</u>	<u>2,002,490</u>
<b>Total expenditures</b>	<u><u>\$ 13,977,734</u></u>	<u><u>\$ 14,748,013</u></u>

See notes to financial statements

**INDEPENDENT AUDITORS' REPORT ON INTERNAL CONTROL OVER FINANCIAL REPORTING AND ON  
COMPLIANCE AND OTHER MATTERS BASED ON AN AUDIT  
OF FINANCIAL STATEMENTS PERFORMED IN ACCORDANCE WITH  
GOVERNMENT AUDITING STANDARDS**

To the Board of Commissioners,  
West Volusia Hospital Authority:

We have audited, in accordance with auditing standards generally accepted in the United States of America and the standards applicable to financial audits contained in the *Government Auditing Standards* issued by the Comptroller General of the United States of America, the financial statements of the governmental activities and major fund of the West Volusia Hospital Authority (the Authority) as of and for the year ended September 30, 2022, and the related notes to the financial statements, which collectively comprise the Authority's basic financial statements, and have issued our report thereon dated December 26, 2022.

***Internal Control over Financial Reporting***

In planning and performing our audit of the financial statements, we considered the Authority's internal control over financial reporting (internal control) as a basis for designing audit procedures that are appropriate in the circumstances for the purpose of expressing our opinion on the financial statements, but not for the purpose of expressing an opinion on the effectiveness of the Authority's internal control. Accordingly, we do not express an opinion on the effectiveness of the Authority's internal control.

A *deficiency in internal control* exists when the design or operation of a control does not allow management or employees, in the normal course of performing their assigned functions, to prevent, or detect and correct misstatements on a timely basis. A *material weakness* is a deficiency, or a combination of deficiencies, in internal control, such that there is a reasonable possibility that a material misstatement of the Authority's financial statements will not be prevented, or detected and corrected on a timely basis. A *significant deficiency* is a deficiency, or a combination of deficiencies, in internal control that is less severe than a material weakness, yet important enough to merit attention by those charged with governance.

Our consideration of internal control over financial reporting was for the limited purpose described in the first paragraph of this section and was not designed to identify all deficiencies in internal control over financial reporting that might be material weaknesses or significant deficiencies. Given these limitations, during our audit we did not identify any deficiencies in internal control over financial reporting that we consider to be material weaknesses. However, material weaknesses may exist that have not been identified.



### ***Compliance and Other Matters***

As part of obtaining reasonable assurance about whether the Authority's financial statements are free of material misstatement, we performed tests of its compliance with certain provisions of laws, regulations, contracts, and grant agreements, noncompliance with which could have a direct and material effect on the financial statements. However, providing an opinion on compliance with those provisions was not an objective of our audit and, accordingly, we do not express such an opinion. The results of our tests disclosed no instances of noncompliance or other matters that are required to be reported under *Government Auditing Standards*.

### **Purpose of this Report**

The purpose of this report is solely to describe the scope of our testing of internal control and compliance and the results of that testing, and not to provide an opinion on the effectiveness of the entity's internal control or on compliance. This report is an integral part of an audit performed in accordance with *Government Auditing Standards* in considering the entity's internal control and compliance. Accordingly, this communication is not suitable for any other purpose.

A handwritten signature in black ink that reads "Powell & Jones". The signature is written in a cursive, flowing style.

**POWELL & JONES**  
Certified Public Accountants  
Lake City, Florida  
December 26, 2022

**INDEPENDENT AUDITORS' MANAGEMENT LETTER REQUIRED  
BY CHAPTER 10.550, RULES OF THE STATE OF FLORIDA  
OFFICE OF THE AUDITOR GENERAL**

To the Board of Commissioners,  
West Volusia Hospital Authority:

**Report on the Financial Statements**

We have audited the basic financial statements of the West Volusia Hospital Authority (the Authority), as of and for the fiscal year ended September 30, 2022, and have issued our report thereon dated December 26, 2022.

**Auditors' Responsibility**

We conducted our audit in accordance with auditing standards generally accepted in the United States of America; the standards applicable to financial audits contained in *Government Auditing Standards*, issued by the Comptroller General of the United States; and Chapter 10.550, Rules of the Florida Auditor General.

**Other Reporting Requirements**

We have issued our Independent Auditors' Report on Internal Control over Financial Reporting and on Compliance and Other Matters Based on an Audit of the Financial Statements Performed in Accordance with *Government Auditing Standards*; and Independent Accountants' Report on an examination conducted in accordance with *AICPA Professional Standards*, AT-C Section 315, regarding compliance requirements in accordance with Chapter 10.550, Rules of the Auditor General. Disclosures in those reports, which are dated December 26, 2022, should be considered in conjunction with this management letter.

**Prior Audit Findings**

Section 10.554(1)(i)1., Rules of the Auditor General, requires that we determine whether or not corrective actions have been taken to address findings and recommendations made in the preceding annual financial audit report. No comments from the second preceding year remain uncorrected. There were no recommendations made in the preceding financial audit report.

**Official Title and Legal Authority**

Section 10.554(1)(i)4., Rules of the Auditor General, requires that the name or official title and legal authority for the primary government and each component unit of the reporting entity be disclosed in this management letter, unless disclosed in the notes to the financial statements. The Authority was established by special act by the Florida Legislature. There are no component units related to the Authority.

## **Financial Condition and Management**

Sections 10.554(1)(i)5.a. and 10.556(7), Rules of the Auditor General, require us to apply appropriate procedures and communicate the results of our determination as to whether or not the Authority has met one or more of the conditions described in Section 218.503(1), Florida Statutes, and to identify the specific condition(s) met. In connection with our audit, we determined that the Authority did not meet any of the conditions described in Section 218.503(1), Florida Statutes.

Pursuant to Sections 10.554(1)(i)5.b. and 10.556(8), Rules of the Auditor General, we applied financial condition assessment procedures for the Authority. It is management's responsibility to monitor the Authority's financial condition, and our financial condition assessment was based in part on representations made by management and review of financial information provided by same.

Section 10.554(1)(i)2., Rules of the Auditor General, requires that we communicate any recommendations to improve financial management. In connection with our audit, we did not have any such recommendations.

## **Special District Component Units**

Section 10.554(1)(i)5.c., Rules of the Auditor General, requires, if appropriate, that we communicate the failure of a special district that is a component unit of a county, municipality, or special district, to provide the financial information necessary for proper reporting of the component unit within the audited financial statements of the county, municipality, or special district in accordance with Section 218.39(3)(b), Florida Statutes. In connection with our audit, we did not note any special district component units; therefore, we did not note any such component units that failed to provide the necessary information.

## **Specific Special District Information – West Volusia Hospital Authority**

The following items have been provided to us to comply with state reporting requirements and have not been audited by us. We did not audit the following information within this section, nor were we required to perform any procedures to verify the accuracy or the completeness of the information provided by management. We do not express an opinion, a conclusion, nor provide any form of assurance on this data.

As required by Section 218.39(3)(c), Florida Statutes, and Section 10.554(1)(i)6, Rules of the Auditor General, the Authority reported the following unaudited data:

- a. The total number of district employees compensated in the last pay period of the district's fiscal year: 1.
- b. The total number of independent contractors to whom nonemployee compensation was paid in the last month of the district's fiscal year: 0.
- c. All compensation earned by or awarded to employees, whether paid or accrued, regardless of contingency: \$16,565.
- d. All compensation earned by or awarded to nonemployee independent contractors, whether paid or accrued, regardless of contingency: \$0.
- e. Each construction project with a total cost of at least \$65,000 approved by the district that is scheduled to begin on or after October 1 of the fiscal year being reported, together with the total expenditures for such project as:
  - a. No such projects noted.

- f. A budget variance based on the budget adopted under Section 189.016(4), Florida Statutes, before the beginning of the fiscal year being reported if the district amends a final adopted budget under Section 189.016(6), Florida Statutes, as follows: There were no amendments between the original and final total district expenditure budget.

As required by Section 218.39(3)(c), Florida Statutes, and Section 10.554(1)(i)7, Rules of the Auditor General, the Authority reported:

- a. The millage rate or rates imposed by the district: 1.4073.
- b. The total amount of ad valorem taxes collected by or on behalf of the district: \$17,520,345.
- c. The total amount of outstanding bonds issued by the district and the terms of such bonds: No such outstanding bonds noted.

#### **Additional Matters**

Section 10.554(1)(i)3., Rules of the Auditor General, requires us to communicate noncompliance with provisions of contracts or grant agreements, or abuse, that have occurred, or are likely to have occurred, that have an effect on the financial statements that is less than material but warrants the attention of those charged with governance. In connection with our audit, we did not note any such findings.

#### **Purpose of this Letter**

Our management letter is intended solely for the information and use of the Legislative Auditing Committee, members of the Florida Senate and the Florida House of Representatives, the Florida Auditor General, Federal and other granting agencies, and applicable management and the Board of Commissioners, and is not intended to be and should not be used by anyone other than these specified parties.



**POWELL & JONES**  
Certified Public Accountants  
Lake City, Florida  
December 26, 2022

## INDEPENDENT ACCOUNTANTS' REPORT

To the Board of Commissioners,  
West Volusia Hospital Authority:

We have examined the West Volusia Hospital Authority's (the Authority) compliance with Section 218.415, Florida Statutes, *Local Government Investment Policies*, for the year ended September 30, 2022. The Authority's management is responsible for the Authority's compliance with those requirements. Our responsibility is to express an opinion on the Authority's compliance based on our examination.

Our examination was conducted in accordance with attestation standards established by the American Institute of Certified Public Accountants. Those standards require that we plan and perform the examination to obtain reasonable assurance about whether the Authority complied with Section 218.415, Florida Statutes, *Local Government Investment Policies*, for the year ended September 30, 2022, in all material respects. An examination involves performing procedures to obtain evidence about the Authority's compliance with those requirements. The nature, timing, and extent of the procedures selected depend on our judgment, including an assessment of risks of material noncompliance with those requirements, whether due to fraud or error. We believe that the evidence we obtained is sufficient and appropriate to provide a reasonable basis for our opinion.

In our opinion, the West Volusia Hospital Authority complied, in all material respects, with the aforementioned requirements for the year ended September 30, 2022.

This report is intended solely for the information and use of the Authority and the Auditor General, State of Florida, and is not intended to be and should not be used by anyone other than these specified parties.

A handwritten signature in black ink that reads "Powell & Jones". The signature is written in a cursive, flowing style.

**POWELL & JONES**  
Certified Public Accountants  
Lake City, Florida  
December 26, 2022

---

420 E. Jefferson Street • Suite 106 • Tallahassee, Florida 32301 • Phone: 850-513-1200

January 11, 2023

West Volusia Hospital Authority  
% Ted Small  
P.O. Box 940  
DeLand, FL 32721-0940

Dear Ted:

Our original letter of agreement dated November 18, 2021, stated that this agreement can be extended by mutual agreement of the parties. We have done that verbally, but you pointed out that we had not done it in writing.

We obviously enjoy working with the dedicated team at WVHA and look forward to representing your interests before the state of Florida.

If you have any questions, please do not hesitate to call me at [850.980.9809](tel:850.980.9809) or 850.513-1200. Again, we thank you and look forward to continuing to work for you.

Sincerely,



Rich Heffley



Kelly Wells Horton

## **REPORT ON FUNDED AGENCY PROCEDURES AND OBSERVATIONS**

To the Board of Commissioners,  
West Volusia Hospital Authority:

We have concluded our engagement to assist you with periodic site visits on funded agencies to perform limited testing over compliance requirements of funding agreements. This report represents our comments and recommendations based on the procedures performed.

We have performed the following procedures enumerated in the engagement letter dated October 30, 2022, which were agreed to by the Board of Commissioners of West Volusia Hospital Authority (the Authority), solely to assist you in connection with the funding agreement compliance of Community Legal Services of Mid-Florida (CLSMF). The appropriateness and sufficiency of these procedures is solely the responsibility of the parties specified in this report. In performing the procedures, we relied on the cooperation of the management of CLSMF and the information provided by them, including the accuracy and reliability of such information. Our procedures did not constitute an audit, review, or compilation of the information provided. We make no representation regarding the appropriateness and sufficiency of the procedures described below either for the purpose for which this report has been requested or for any other purpose and we express no level of assurance on them. You have reviewed a draft of our report and confirm that the procedures performed were consistent with those requested by you.

The procedures and the associated findings are as follows:

1. Inquire and document as to the funded agency's monitoring procedures with respect to contract compliance:
  - a. CLSMF provides to WVHA a monthly Report of Services summarizing clients served who qualify for WVHA funding. This report summarizes number of clients served, client ID, Activity Code, time spent providing legal counseling, city of residence and zip code.
  - b. In order to meet income qualifications under the WVHA Funding Agreement, clients must have a currently active WVHA HealthCard on the date of service or at the beginning of Funded Agency's representation under this agreement and maintain a copy of a current photo-identification.
2. Select a sample of transactions and test compliance with contract provisions:
  - a. July 2022 was chosen for test procedures. From the individual list of 14 unique clients receiving legal counseling, 36% were selected for compliance review (5 clients).
  - b. CLSMF provided itemized billing for 5 of 5 clients counseled. 100% of billable hours were related to client legal representation.
  - c. Of the 5 client files selected for review, 100% contained proof of photo ID.
  - d. Of the 5 client files selected for review, 100% contained a valid/active WVHA HealthCard.
  - e. CLSMF's client records were not reviewed, rather the itemized billing was utilized per the terms of the Florida Bar Association's requirements protecting Attorney Client privileges. CLSMF provides an Activity Code on invoices submitted for reimbursement. CLSMF

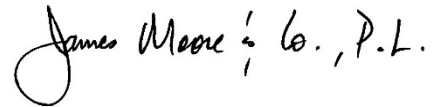
provided activity codes that corresponded with the codes submitted with the original invoice.

3. Prepare a written report summarizing the results with recommendations to the Board of Commissioners:
  - a. The Report of Services detailing clients served and demographic data with respect to those clients, which CLSMF provides to the WVHA, meets all of the requirements of Section 7 of the funding agreement.
  - b. The annual budget for CLSMF for the year-ended September 30, 2022 was \$100,756 and there were no deviations noted based on the procedures performed.
  - c. Recommend that CLSMF continue with their current charting processes.

We were not engaged to and did not conduct an audit, the objective of which would be the expression of an opinion on the risks affecting the Authority. Accordingly, we do not express such an opinion. Had we performed additional procedures, other matters might have come to our attention that would have been reported to you.

We appreciate the opportunity to serve and thank you for your cooperation.

This report is intended solely for the information and use of the Authority, and is not intended to be and should not be used by anyone other than those specified parties.

A handwritten signature in black ink that reads "James Moore & Co., P.L." The signature is written in a cursive, flowing style.

Daytona Beach, Florida  
January 19, 2023



## **REPORT ON FUNDED AGENCY PROCEDURES AND OBSERVATIONS**

To the Board of Commissioners,  
West Volusia Hospital Authority:

We have concluded our engagement to assist you with periodic site visits on funded agencies to perform limited testing over compliance requirements of funding agreements. This report represents our comments and recommendations based on the procedures performed.

We have performed the following procedures enumerated in the engagement letter dated October 30, 2022, which were agreed to by the Board of Commissioners of West Volusia Hospital Authority (the Authority), solely to assist you in connection with the funding agreement compliance of Florida Department of Health (FDOH) Dental Services. The appropriateness and sufficiency of these procedures is solely the responsibility of the parties specified in this report. In performing the procedures, we relied on the cooperation of the management of FDOH and the information provided by them, including the accuracy and reliability of such information. Our procedures did not constitute an audit, review, or compilation of the information provided. We make no representation regarding the appropriateness and sufficiency of the procedures described below either for the purpose for which this report has been requested or for any other purpose and we express no level of assurance on them. You have reviewed a draft of our report and confirm that the procedures performed were consistent with those requested by you.

The procedures and the associated findings are as follows:

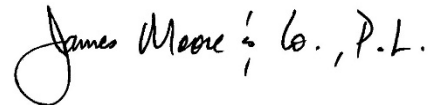
1. Inquire and document as to the funded agency's monitoring procedures with respect to contract compliance:
  - a. FDOH provides to WVHA a monthly invoice summarizing clients served who had eligible WVHA HealthCards. This report summarizes number of clients served, address and zip code of residence and dates seen.
  - b. FDOH determines eligibility by the presentation of the WVHA HealthCard, via the third-party administrator's (TPA) provider web portal and photo identification.
2. Select a sample of transactions and test compliance with contract provisions:
  - a. July 2022 was chosen for test procedures. A de-identified list of client visits was provided by FDOH consisting of 55 client visits and 42 clients served. From the list of visits 13% were selected for compliance review or 7 client visits, which accounted for 9% or 5 clients served.
  - b. 100% of medical visits selected for review were confirmed by examining medical visit documentation.
  - c. 100% of clients served selected for review had proof of photo identification.
  - d. 100% of clients served selected for testing had an eligible WVHA HealthCard on the date of each medical visit selected for testing.

3. Prepare a written report summarizing the results with recommendations to the Board of Commissioners:
  - a. The Utilization Report which details clients served and demographic data with respect to those clients, which FDOH provides to the WVHA, meets all of the requirements of Section 9 of the funding agreement.
  - b. The annual budget for FDOH for the year-ended September 30, 2022 was \$150,000 and there were no deviations noted based on the procedures performed.
  - c. FDOH's medical files appeared to be complete and organized when reviewed for verification of services provided.
  - d. FDOH's eligibility screening met the requirements of the funding agreement.

We were not engaged to and did not conduct an audit, the objective of which would be the expression of an opinion on the risks affecting the Authority. Accordingly, we do not express such an opinion. Had we performed additional procedures, other matters might have come to our attention that would have been reported to you.

We appreciate the opportunity to serve and thank you for your cooperation.

This report is intended solely for the information and use of the Authority, and is not intended to be and should not be used by anyone other than those specified parties.

A handwritten signature in black ink that reads "James Moore & Co., P.L." The signature is written in a cursive, flowing style.

Daytona Beach, Florida  
January 19, 2023

## **REPORT ON FUNDED AGENCY PROCEDURES AND OBSERVATIONS**

To the Board of Commissioners,  
West Volusia Hospital Authority:

We have concluded our engagement to assist you with periodic site visits on funded agencies to perform limited testing over compliance requirements of funding agreements. This report represents our comments and recommendations based on the procedures performed.

We have performed the following procedures enumerated in the engagement letter dated October 30, 2022, which were agreed to by the Board of Commissioners of West Volusia Hospital Authority (the Authority), solely to assist you in connection with the funding agreement compliance of Hispanic Health Initiative (HHI). The appropriateness and sufficiency of these procedures is solely the responsibility of the parties specified in this report. In performing the procedures, we relied on the cooperation of the management of HHI and the information provided by them, including the accuracy and reliability of such information. Our procedures did not constitute an audit, review, or compilation of the information provided. We make no representation regarding the appropriateness and sufficiency of the procedures described below either for the purpose for which this report has been requested or for any other purpose and we express no level of assurance on them. You have reviewed a draft of our report and confirm that the procedures performed were consistent with those requested by you.

The procedures and the associated findings are as follows:

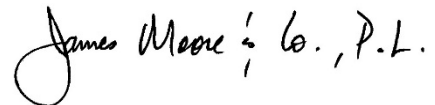
1. Inquire and document as to the funded agency's monitoring procedures with respect to contract compliance:
  - a. Each month HHI provides to WVHA a list of clients who received services during the prior month. This de-identified list includes the client's city of residence, the date services were rendered, and the units of service billed.
  - b. HHI determines eligibility by presentation of a photo identification reflecting an address within the WVHA taxing district, copies of utility bills, vehicle registration, property tax bill, lease agreement/contract, etc. all reflecting an address within the WVHA taxing district.
  - c. HHI provides Health Risk Assessment (HRA) in one unit of \$100.00 along with Behavioral Education (BE) in one unit of \$50.00, and Case Management (CM) at \$25.00 per 30-minute units of service to calculate the invoice total.
2. Select a sample of transactions and test compliance with contract provisions:
  - a. July 2022 was chosen for test procedures. A de-identified list of client visits was provided by HHI consisting of 55 client visits. From the list of visits 9% were selected for compliance review or 5 client visits.
  - b. Date of service was verified for 100% of client visits selected for review.

- c. HHI provided HRA consent and Release for Screening and Photos/Video assessment forms of all clients selected for review. All 5 files selected for review or 100% contained a completed HRA Form.
  - d. HHI provided BE for all 5 clients selected for review or 100%.
  - e. HHI did not provide any of the 5 clients selected for review CM services nor was the WVHA billed for CM services.
  - f. 100% of clients selected for review had proof of photo identification.
  - g. 100% of clients selected for review had proof of residency within the WVHA taxing district.
3. Prepare a written report summarizing the results with recommendations to the Board of Commissioners:
- a. The Utilization Report which details clients served and demographic data with respect to those clients, which HHI provides to the WVHA, meets all of the requirements of Section 7 of the funding agreement.
  - b. The annual budget for HHI for the year-ended September 30, 2022 was \$65,000 and there were no deviations noted based on the procedures performed.
  - c. HHI's medical files appeared to be complete and organized when reviewed for verification of services provided.
  - d. FDOH's residency screening met the requirements of the funding agreement.

We were not engaged to and did not conduct an audit, the objective of which would be the expression of an opinion on the risks affecting the Authority. Accordingly, we do not express such an opinion. Had we performed additional procedures, other matters might have come to our attention that would have been reported to you.

We appreciate the opportunity to serve and thank you for your cooperation.

This report is intended solely for the information and use of the Authority, and is not intended to be and should not be used by anyone other than those specified parties.

A handwritten signature in black ink that reads "James Moore & Co., P.L." The signature is written in a cursive, flowing style.

Daytona Beach, Florida  
January 19, 2023

## **REPORT ON FUNDED AGENCY PROCEDURES AND OBSERVATIONS**

To the Board of Commissioners,  
West Volusia Hospital Authority:

We have concluded our engagement to assist you with periodic site visits on funded agencies to perform limited testing over compliance requirements of funding agreements. This report represents our comments and recommendations based on the procedures performed.

We have performed the following procedures enumerated in the engagement letter dated October 30, 2022, which were agreed to by the Board of Commissioners of West Volusia Hospital Authority (the Authority), solely to assist you in connection with the funding agreement compliance of The Neighborhood Center (TNC) Outreach Services. The appropriateness and sufficiency of these procedures is solely the responsibility of the parties specified in this report. In performing the procedures, we relied on the cooperation of the management of TNC and the information provided by them, including the accuracy and reliability of such information. Our procedures did not constitute an audit, review, or compilation of the information provided. We make no representation regarding the appropriateness and sufficiency of the procedures described below either for the purpose for which this report has been requested or for any other purpose and we express no level of assurance on them. You have reviewed a draft of our report and confirm that the procedures performed were consistent with those requested by you.

The procedures and the associated findings are as follows:

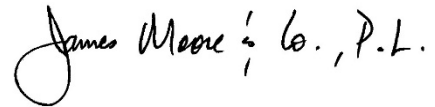
1. Inquire and document as to the funded agency's monitoring procedures with respect to contract compliance:
  - a. Each month TNC provides to WVHA a list of clients who received services during the prior month. This de-identified list includes the client's city of residence, the date services were rendered, and the units of service billed in thirty-minute increments.
  - b. TNC determines eligibility by presentation of a photo identification reflecting an address within the WVHA taxing district and/or a completed WVHA Homeless Verification Form.
  - c. TNC multiplies the units of service (typically thirty minutes up to an hour at \$25.00 per thirty minutes) to calculate the invoice total.
2. Select a sample of transactions and test compliance with contract provisions:
  - a. July 2022 was chosen for test procedures. A de-identified list of client visits was provided by TNC consisting of 366 client visits. From the list of visits 5% were selected for compliance review or 19 client visits.
  - b. 100% of clients selected for review were provided supporting referrals by TNC.
  - c. Date of service was verified for 100% of client visits selected for review.
  - d. 100% of clients selected for review had proof of photo identification.
  - e. 100% of clients selected for review had proof of residency within the WVHA taxing district.

3. Prepare a written report summarizing the results with recommendations to the Board of Commissioners:
  - a. The Utilization Report which details clients served and demographic data with respect to those clients, which TNC provides to the WVHA, meets all of the requirements of Section 7 of the funding agreement.
  - b. The annual budget for TNC for the year-ended September 30, 2022 was \$150,000 and there were no deviations noted based on the procedures performed.
  - c. TNC's referral files appeared to be complete and organized when reviewed for verification of services provided.
  - d. TNC's residency screening met the requirements of the funding agreement.

We were not engaged to and did not conduct an audit, the objective of which would be the expression of an opinion on the risks affecting the Authority. Accordingly, we do not express such an opinion. Had we performed additional procedures, other matters might have come to our attention that would have been reported to you.

We appreciate the opportunity to serve and thank you for your cooperation.

This report is intended solely for the information and use of the Authority, and is not intended to be and should not be used by anyone other than those specified parties.

A handwritten signature in black ink that reads "James Moore & Co., P.L." The signature is written in a cursive, flowing style.

Daytona Beach, Florida  
January 19, 2023

## **WEST VOLUSIA HOSPITAL AUTHORITY AGENDA MEMO**

TO: WVHA Commissioners  
FROM: Stacy Tebo, WVHA Administrator  
RE: WVHA & CAC Meeting Space Rental in 2023  
DATE: January 12, 2023

As of today, The Sanborn Center does not have availability on the following dates: February 7<sup>th</sup>, March 7<sup>th</sup>, March 16<sup>th</sup>, and May 9<sup>th</sup>

The Sanborn has a 15% discount for booking six or more events at a time. The price I have listed includes the discount. They require 100% payment in advance for all rental dates, and there is a \$200 security deposit that would be refunded after the last rental date in 2023. They offer a 4-hour block of time from 5 to 9 p.m. for \$170.

The set-up of the room is included in the rental price. They have 4 wireless microphones and said if we brought 2 of our own, the sound board could handle the extra microphones. We would need to purchase them, as we do not currently have any.

The Center at Deltona has availability for all meetings dates we have scheduled in 2023, and they have held the dates for us. There is a damage deposit of \$150. There is a 10% discount for booking four or more events at a time. The prices I have listed below include the discount. They require 50% in advance to reserve the dates and receive the discount.

The set-up of the room is included in the rental price. They have 6 wireless microphones that can be used with their portable speaker. There is also a mobile screen that can be used in the room in addition to the TV on the wall. Use of AV is \$35, and the fee for 2 hours is \$81. Each additional hour would be \$40.50. They would make adjustments later depending on how long we used the room. For example, a 3-hour meeting would cost \$156.50. They have stated they are very flexible with the timing and invoicing.

I am waiting on information from other possible locations. I will contact The Sanborn on our meeting date for current availability, and I will provide an update at our meeting.

ADDITIONAL INFORMATION (COMMUNITY AFFILIATIONS, EDUCATION, PROFESSIONAL BACKGROUND) THAT YOU FEEL WOULD ASSIST THE BOARD OF COMMISSIONERS IN MAKING A FINAL DETERMINATION:



**Maria Elena Valdivia**  
**1444 County Road 308, Crescent City FL 32112**  
**307-231-0632 | Marivaldiv@yahoo.com**

---

**Resume Profile**

Looking to become a part of a great team to apply my professional skills as a bilingual professional and improve company's productivity.

**Education & Credentials**

- Tecnológico de Michoacán, México 1993 – Specialized in Accounting and Business Administration
- Escuela Preparatoria Adolfo López Mateo, México 1991
- Escuela Secundaria Técnica #5, Apatzingán, Michoacán, Mx 1987

**Skills**

- Bilingual in both written and verbal forms English/Spanish
- Translator (English to Spanish and Spanish to English)
- Proficiency in QuickBooks and Microsoft Office
- Above Average Customer Service Skills
- A flexible, cooperative, hard worker, team player and reliable
- Excellent Computer Skills
- Work with diverse populations in organized settings
- Able to adapt to new concepts and systems
- Assertive, self-motivated, goal-oriented, organized and efficient
- Great problem skills- creativity
- Entrepreneurial and Management Skills

**Work Experience**

**Mati Crafts & Stuff, Big Piney, WY**

**Manager, March 2013- January 2016**

- Record Sales and order shipments
- Manage Employee Schedules
- Manage store advertising

**Mati's Kitchen, Marbleton, WY**

**Manager, August 2014-October 2015**

- Keep financial records
- Manage Employee Schedules
- Maintain Safe working and dining Environment

**Rio Verde**

**Assistant Manager, 2013-2015**

- Keep financial records
- Manage Employee Schedules
- Maintain Safe working and dining Environment

**5Js Adventure Ranch.**

**Sales Manager assistant.**

***Maria Elena Valdivia***  
***1444 County Road 308, Crescent City FL 32112***  
***307-231-0632 | Marivaldiv@yahoo.com***

---

- . Assist and translate all potential customers
- . Translate and create guidelines and agreements.
- . Coordinate and supervise the premises prior, during and after the booked events.

**Under Hill Fernery.**

**Labor, 2016-2019**

- . Packing fern
- . Cutting fern and flowers
- . Clean weeds, plant and move around potted plants
- . keeping track and submit group employee timecards
- . track orders and produce green and magnolia garlands, bouquets, and wreaths.

\*As a volunteer I have developed and implemented community events such as first communions, confirmations, and retreat and special events since 1996. My volunteer experience is in Florida and Wyoming, it includes public activities with diverse groups and organizations which required me to communicate in Spanish and English. I was charged with communication with parents, community leaders and local authorities as needed for each project. I also translated from English to Spanish a Safe Environment program for the Diocese of Wyoming and served as Director of Religious education at my local catholic church.

**Farm Workers Association**

**May 2021 – present**

- . Organizing events.
- . Communicate with leaders and community members to facilitate health and working rights-related services available in the area.

**References**

Rev, Alfredo Ortiz  
Pastor of Mission San Jose  
Pierson, Fl. 32180  
386-215-6018

Marie Navejas  
Owner of A and J Trucking  
307-749-8523

Nury Quevedo  
.RN. Sheridan Memorial Hospital  
505-3079696

Horacio Dominguez  
Owner of Los Dos compadres  
Mexican Restaurant.  
386-8734541

## APPLICATION FOR THE WVHA CITIZENS ADVISORY COMMITTEE

NAME: Lyda Costello Kiser

ADDRESS: 203 W. Fiesta Key Loop, DeLand, FL 32720

HOW LONG HAVE YOU BEEN A WEST VOLUSIA COUNTY  
RESIDENT: Since August 2019

HOME PHONE: \_\_\_\_\_ CELL PHONE: 540-664-1304

WORK PHONE: 386-822-7960

EMAIL ADDRESS: lkiser@stetson.edu

ADDITIONAL INFORMATION (COMMUNITY AFFILIATIONS,  
EDUCATION, PROFESSIONAL BACKGROUND) THAT YOU FEEL  
WOULD ASSIST THE BOARD OF COMMISSIONERS IN MAKING A  
FINAL DETERMINATION:

I have a Masters in Public Administration and a Doctorate; I have served as  
a grants analyst for a local government (Loudoun County, VA) where I  
oversaw the grant program for community organizations, I have  
over 20 years researching, writing, administering, and overseeing grant  
programs; I also have been a nonprofit executive director where I managed  
multiple grant programs; I have been a reviewer for state and Federal  
grants, including the Corporation for National and Community Service,  
Open Educational Resources of US Dept. of Education, and grants to  
domestic violence and sexual assault organizations, law enforcement, and  
prosecutors; I am active in my church, sorority, and with my neighborhood;  
I would like to use my skills to support the programs of the WVHA and  
thereby supporting the citizens of the community where I live and work.

**LYDA COSTELLO KISER**  
**203 W. Fiesta Key Loop**  
**DeLand, FL 32720**  
**540-664-1304 (cell) 386-873-6203 (h) 386-822-7960 (o)**  
[lydacostellokiser@gmail.com](mailto:lydacostellokiser@gmail.com) [lkiser@stetson.edu](mailto:lkiser@stetson.edu)

### **Education**

**D.A., Higher Education**, George Mason University, 2017. Dissertation: "Instruction and Assessment Techniques of Part-time Instructors in Humanities and Social Sciences for Virginia Community Colleges." Concentrations in pedagogy, organization management, and leadership.

**M.P.A.**, George Mason University, 2010. Concentration in Local Government, including HR, Budget, and Issues specific to local government.

**M.S.**, Education and History, Shenandoah University, 1994. Certification in Secondary Social Studies Education. Thesis: "Convict Immigration to Colonial Virginia." Research referenced in *Encyclopedia Virginia*, Virginia Foundation for the Humanities, "Convict Immigration."

**B.A., cum laude**, West Virginia University, 1984. Major: History. Minor: Sociology, Political Science, French.

### **Certifications:**

ATIXA SIVRA 35 Certification, 2022  
FERPA Compliance, 2021 (Stetson University College of Law)  
ATIXA Risk Assessment Certification, 2021  
NASPA Title IX Coordinator Certification, 2020  
NASPA Informal Resolution Process Certification, 2020  
Diversity, Equity and Inclusion in the Workplace, University of South Florida, 2020  
ATIXA Civil Rights Investigator Level 1, 2016

### **Work Experience**

**Stetson University**, DeLand, FL August 2019 to present, Executive Director For Title IX, manage all aspects of Title IX functions for University at both DeLand Campus and College of Law (Gulfport, FL); oversee the Title IX Steering Committee, training for all employees and students, policy and procedures, and all processes related to reports, investigations, support, and outcomes; provide support to University peer advocacy and advisory efforts of student organizations; participate in Volusia County SART activities; Member of University-wide Equity and Inclusion Strategy Group; member of Admissions Judicial Review Committee; Co-Chair of Diversity & Inclusion Team; **Member of DOJ Grant Team**; Member of Inclusive and Transparent Subcommittee; Member of HattersCare Team (case management) Judge for Stetson Showcase; Member of Protection of Minors work group; manage conduct data in Maxient; evaluate data from student and employee surveys to address issues of gender bias, sexual harassment, sexual assault, stalking, and dating/domestic violence; **assist with SACSCOC processes and reporting**; assist students navigating the medical withdrawal process and return from medical withdrawal; provide support to VP of College Life and Student Success as required.

**Lord Fairfax Community College**, Middletown, VA September 2011 to August 2019, Title IX Coordinator, conduct all required investigations, complete reports, make recommendations for action, provide training to all faculty and staff, serve on the College's Threat Assessment Management Team and Violence Prevention Committee, provide policy input and revision support for the VCCS and College, Chair of Diversity and Inclusion Council since 2016 (including strategic planning and development/evaluation of College D&I Plan), Chair of Administrative Council.

**Lord Fairfax Community College**, Middletown, VA August 2017 to August 2019, Director of Grant Services, manage all inquiries, proposals, reports, fact sheets, and supporting information for all grants and sponsored programs; monitor grant expenditures; implement and oversee the Faculty Development Grant Program; research and identify prospective grant opportunities; assist the college and/or faculty apply for external recognition and awards; develop and implement strategies for annual fund gifts and alumni giving and engagement. **Manage all aspects of the College's ATD OER Degree Grant, including regional symposium on use of OER.**

*Lord Fairfax Community College, Associate Professor, SDV 100 and US History 121 and 122, August 2010 to August 2019. Teach college success skills classes required for all students and surveys of US History. Teaching Face-to-Face, online, and hybrid courses (completed required training for online teaching eligibility). Created online*

and hybrid courses, converted US History to competency-based course formats. Reader for AP US History short answer questions with Educational Testing Service, June 2016 – present.

**Lord Fairfax Community College, Office of Transition Programs**, Middletown, VA, October 2012 to 2017, Director of the Office of Transition Programs, provide oversight to Regional Adult Basic Education, Middle College, Great Expectations, On-Ramp Credit Program, and DOL TAA Grant Program serving over 1400 students. Provide support to Competency-based education initiative funded through USDOL and serve on C-BEN as lead for Faculty Roles & Engagement Work Group. Coordinated faculty learning community for creating competency-based courses. Manage Achieving the Dream OER Degree grant. Participate in advisory groups in the region to serve adults without high school credentials, prisoner re-entry, human service recipients, and literacy services. Assisted with SACSCOC fifth-year and tenth-year accreditation review processes.

**Lord Fairfax Community College, Office of the President**, Middletown, VA. September 2009 to October 2012, Coordinator of Public Information, Grants and Sponsored Programs.

**Loudoun County Government, Dept. of Management and Financial Services**, Leesburg, VA, September 2005 to September 2009, Grants Analyst (Senior Staff) in the Budget Office.

**CHEERS School Family™, Inc.** (Children First and Heritage Child Development Centers), Kearneysville, WV, and Berryville, VA, September 2004 to September 2005 Executive Director.

**Response, Inc.**, Woodstock, VA, July 1999 to September 2004, Executive Director.

**Response, Inc.**, Woodstock, VA, August 1997 to February 1999, Court Advocate.

**Commission on Family Violence Prevention**, Richmond, VA, 1994 to 1997, Assistant to Executive Director.

**Winchester City Public Schools**, Winchester, VA, 1992 to 1994, Substitute Teacher/Homebound Instructor.

**Newtown Tavern Bed and Breakfast**, Stephens City, VA, 1987 to 1991, Manager and Operator.

**Electronic Data Systems Corporation**, Camp Hill, PA, 1986 to 1987, Administrative Assistant.

**Office of the State Auditor**, Jackson, MS, 1985, Assistant to the Deputy State Auditor.

**National Sheriffs' Association**, Alexandria, VA, 1984-1985, Administrative Assistant.

### **Specialized Training Received**

**Title IX Investigator**, Stetson University College of Law Center for Higher Education, March 2022

**SIVRA 35 Certification**, ATIXA, February 2022

**FERPA Compliance Certificate Program**, Stetson University College of Law, November 3, 2021.

**Inclusive and Ethical Leadership Certificate**, USF Mumaw College of Business, November 2021.

**Violence Risk Assessment with NABITA Endorsement**, ATIXA, November 2021.

**Diversity and Inclusion in the Workplace Certificate**, USF Mumaw College of Business, May 2021.

**Rationale Writing for Decision-Makers**, ATIXA March 2021

**Title IX Informal Resolution Certificate**, NASPA, November 2020.

**Title IX Coordinator Certificate**, NASPA, August 2020.

**ATIXA Civil Rights Investigator Certification, Level 1**, September 2017.

### **Publication Experience**

"Developing Faculty Learning Communities" book review in *The Community College Moment: The Changing Classroom*, Spring 2014.

Government Documents: House Document 50, 1996, Senate Document 22, 1997, House Document 71, 1998,

"Service Information for Victims of Family Violence in Virginia," resource guide, March 1995 (4 revisions)

"Stalking: A Multidisciplinary Response," curriculum April 1995

"Together Against Violence," public awareness packet of informational materials for reproduction, September 1995, August 1996 and 1997

"Family Violence Reference Manual," September 1996, April 1997 and March 1998

"Community Planning Guide," January 1996

"Medical Teaching About Family Violence," June 1996

"Annotated Bibliography of Family Violence Research," April 1995 and March 1998.

### Trainings and Presentations

"Student Baggage and Conduct Responses," ASCA Florida, March 2021  
"Athletics and Title IX," Stetson University, Fall 2019 – present.  
"Gender Misconduct for RAs," Stetson University, Fall 2019-present.  
"Marketing OER," CCOER Consortium Webinar, March 2017.  
"Diversity and Title IX," VCCS Diversity Conference, October 2016.  
"LFCC and K2W," VCCS New Horizons Conference, April 2016.  
"Title IX and LFCC," August 2015.  
"Knowledge to Work Program," AACC Conference, April 2015.  
"Yak & Sip: Learning About Campus Climate from Social Media," May 2015.  
"Emergency Communications at LFCC," May 2012.  
"The Red Flag Campaign", VCCA Conference, Fall 2011.

### Organizations

**NASPA Member**, April 2020 to present.  
**AAUW**, Member 2020 to present.  
**ACE Women's Network of FL**, 2019 to present.  
**NAACP of West Volusia Member**, 2021 to present.  
**CCCOER Participant**, August 2016 to August 2019.  
**Institutional Participant, Competency-Based Education Network**, July 2015 to August 2019. Member of Communications Team and lead for Faculty Roles and Engagement Work Group.  
**Member, ASCC**, Fall 2014 to Fall 2019.  
**Member, City of Winchester CPMT**, 2013- 2018, as parent representative.  
**Member, Winchester Public Schools Strategic Planning Task Force 6**, Winchester, VA, January 2015 – July 2019.  
**Member, 7<sup>th</sup> District Subcommittee on Lawyer Discipline, VA State Bar**, July 2011 to June 2017.  
**Member, Virginia Sexual and Domestic Violence Action Alliance**, 1994-2008 and 2014 – present.  
**Member, Governor's Advisory Board on Child Abuse and Neglect**, December 2004-2010.  
**Board Member**, Virginians Aligned Against Sexual Assault, 1999 to January 2005. President 2003-2005; Chair of Public Policy Committee, Member of Executive Committee, Vice President 2001- 2003.  
**Participant, Loudoun Human Services Network**, October 2005 – August 2009.  
**Board Member**, Virginians Against Domestic Violence, 2001 to 2005.  
**Board Member**, Concern Hotline, 1999 to 2008.  
**Board Member, Winchester Musica Viva**, 2006 to 2008.  
**Advisory Committee Member**, Healthy Families Shenandoah, 1999 to September 2004.  
**Member**, Shenandoah County CPMT 2000 to 2004.  
**VADV Certification Committee**, member, January 2000 to September 2004. Chair 2001-2002.  
**VADV Training Institute**, Certified as a "Train the Trainers" and Institute faculty member, September 1996 to June 2006.

### Grant Reviewer Experience

**US Department of Education OER Textbook Grant, 2018, 2021**  
**Corporation for National and Community Service, 2009-2010**  
**Virginia Department of Social Services, Domestic Violence Services Grants, 2010-2011**  
**Virginia Department of Criminal Justice Services, V-STOP Grants, 2003-2006**

### Other Roles

**AP US History Exam Reader, 2015-present**



## West Volusia Hospital Authority

January 19, 2023

Ms. Linda White  
1908 Salem Street  
Deltona, FL 32738

Re: Letter of Appreciation

Dear Ms. White:

The WVHA Board of Commissioners would like to express its sincere appreciation for the remarkable services rendered by you as a member of the Citizens Advisory Committee (CAC).

Your dedication to the CAC and your input has been invaluable. We want to express our appreciation for all you have done on our behalf and for your leadership as the CAC Chair. Your efforts in volunteering with this committee impressed both the WVHA Board and your fellow CAC members.

We wish the best to you and your family in the coming years.

Sincerely,

WVHA Chair

**From:** [Linda S. White](#)  
**To:** [Stacy Tebo](#); [Roger Accardi](#); [Jennifer Coen](#)  
**Subject:** Letter of Resignation from CAC  
**Date:** Tuesday, October 25, 2022 10:49:13 AM

---

To : Commissioner Roger Accardi  
Chairman Jennifer Coen

Please accept this correspondence as my Notice of Resignation from the Citizens Advisory Committee - effective November 30, 2022.

This notice will give you time to get a new appointment ready to begin during the orientation time in January .  
I am working on a new project that will require a great amount of time and focus and I feel that I am unable to give the CAC the focus it deserves .

Dr. Accardi , in closing , I want to say it has been my pleasure to serve as your appointee and to have served as Chair of such a wonderful and capable CAC Committee .  
Chairman Coen, I immensely enjoyed working under your leadership as Chair .

I have seen so many positive changes over the past couple of years especially with the addition of the Mi Care clinics . I wish you all continued progress as you seek new and innovative ways to serve the community .

I hope to stay involved as a cheerleader for the Authority and the good work that you do .

Warmest wishes for continued progress,

Linda White  
CAC Chair



## **WEST VOLUSIA HOSPITAL AUTHORITY AGENDA MEMO**

TO: WVHA Commissioners  
FROM: Stacy Tebo, WVHA Administrator  
RE: Approval of Updated CAC Bylaws  
DATE: January 8, 2023

At the last meeting, the Board made the following motion, which has been incorporated into the attached Bylaws Article IV:

**Motion 119 – 2022** Commissioner Craig motioned to amend the provision in the CAC Bylaws to state that, “The Board may expand, reduce or abolish the Committee or replace any member without stating a cause; provided however, the Board will only exercise this discretion during a regular meeting where the question is noticed on its published agenda unless exigent circumstances require otherwise”. Commissioner Pepin seconded the motion. The motion passed by a 5-0 vote.

On January 24, 2012, the Board made the following motion, which has been incorporated into the attached Bylaws Article XIII:

**Motion 016 – 2012** Commissioner Shepard motioned that starting now and going forward no appointees to the CAC are employed by or on the Board of any agencies funded by the WVHA. Commissioner Lunquist seconded the motion. The motion passed unanimously.

The additions in both articles are underlined, and staff recommends approval of the CAC Bylaws.

# **THE CITIZENS ADVISORY COMMITTEE OF THE WEST VOLUSIA HOSPITAL AUTHORITY**

## **ByLaws**

---

### **ARTICLE I.           Purpose of the Citizens Advisory Committee**

The Citizens Advisory Committee shall have the responsibility of providing ideas and advice to the West Volusia Hospital Authority, herein referred to as the Board, on how to effectively and efficiently serve and meet the healthcare needs of the citizens of West Volusia County.

### **ARTICLE II.           Duties and Responsibilities**

The Citizens Advisory Committee shall be limited in its pursuits to issues assigned to it by the Board. The Committee shall study those issues, examine facts and make recommendations to the Board. However, suggestions from any CAC member to the Board are welcome.

### **ARTICLE III.           Authority**

The Committee is independent of the Authority's administration and/or individual Board members but shall answer to the Board as a whole. It shall study those matters directed to it by the Board, but it is free to set its own agenda and methods of operation. The Authority's administration shall provide assistance and cooperation to the Committee to increase its effectiveness in achieving its purpose.

### **ARTICLE IV.           Membership**

The Committee shall be composed of ten (10) members appointed by the Board, who will serve at the pleasure of the Board. The Board may expand, reduce or abolish the Committee or replace any member without stating a cause; provided however, the Board will only exercise this discretion during a regular meeting where the question is noticed on its published agenda unless exigent circumstances require otherwise. Each Board member shall nominate two (2) members for the Citizens Advisory Committee for the Board's consideration. Members of the Committee shall serve during the term of office of the Board member who nominated them. There shall be no limit to the number of terms a person may serve on the Committee.

**ARTICLE V.                    Members Responsibilities**

Every Committee member is expected to attend each meeting of the Committee and be a positive and effective contributor to the deliberations of the Committee. Only duly appointed members of the Committee shall vote on the business of the Committee. No proxies or substitutes shall be allowed. After three (3) consecutive unexcused absences, a member's position shall be declared vacant. The chair of the Committee shall have the authority to determine whether a member's absence is excused. The Chair of the Board shall be asked to make appointments to fill any vacant positions.

**ARTICLE VI.                    Officers**

The Committee shall elect a chair and vice chair at its first meeting of each calendar year. The chair shall be limited to serving two (2) consecutive terms of office. After an intervening term the immediate past chair shall again become eligible to hold the position of chair. The chair shall prepare the agenda and preside at each meeting of the Committee. The vice chair shall perform those duties assigned by the chair and chair the Committee in the absence of the chair.

**ARTICLE VII.                    Meeting Times and Places**

The Committee shall meet upon call of the Committee chair at a time and place to be announced by the chair or as provided for by the Committee. A special meeting of the Committee may be called by the chair or by petition of four (4) members of the Committee.

**ARTICLE VIII.                    Subcommittees**

The chair shall establish subcommittees as needed and appoint the chairs.

**ARTICLE IX.                    Conduct of Committee and Subcommittees Meetings**

All meetings of the Committee and its subcommittees shall be held in the sunshine and are subject to Florida's sunshine laws. At each Committee and subcommittee meeting the chair shall provide an opportunity for non-committee members to be recognized and provide time for presentations. It is desired and hoped that the public, Board members and staff members of the Hospital Authority will provide information, suggestions and ideas to advance the work of the Committee.

Presenters to the Committee shall be limited in their presentation time and will be expected to respond to questions from the Committee or subcommittee.

Official business shall only be conducted when it has been established that a quorum is present and voting. A quorum is defined as more than fifty per cent (50%) of the members of the Committee.

**ARTICLE X.                Requests and Reports**

All requests to the Authority for information, materials and/or individual or group presence at any function of the Committee shall be made by the chairperson of the Committee.

The chair shall provide reports to the Board as requested, describing the Committee's activities, findings and recommendations, in keeping with its purpose.

**ARTICLE XI.              Compensation**

The members of the Committee shall receive no compensation for their work and contributions.

**ARTICLE XII.            ByLaws Changes**

The Citizens Advisory Committee shall develop and operate by a set of bylaws approved by the Board. All additions, deletions or modifications to the bylaws must be approved by the Board prior to becoming effective.

**ARTICLE XIII.          Conflict of Interest**

Members of the Citizens Advisory Committee shall be subject to the provisions of Florida law pertaining to the avoidance of conflict of interest for public office holders. Committee members shall not derive pecuniary profit or direct benefit from any action of the Committee either as individuals or in a corporate capacity or entity of which the member is a participant. Members shall not be employed by or on the Board of any agencies funded by the WVHA. In the event there appears to be conflict of interest, a Committee member shall declare and defend the conflict and abstain from voting on the specific question. The abstaining Committee member shall place on file the required written statement as set forth in Part III of Chapter 112, Florida Statutes, Code of Ethics for Public Officers and Employees.

**From:** [Theodore Small](#)  
**To:** [Stacy Tebo](#); [Jennifer Coen](#)  
**Subject:** Fwd: Re: Joint Legislative Auditing Committee Meeting on January 19, 2023 - ATTENDANCE REQUIRED  
**Date:** Tuesday, January 10, 2023 10:27:56 AM

---

FYI. Please include along with the initial email from yesterday in the Board meeting packet. I will forward you any substantive responses.

----- Forwarded message -----

From: Theodore Small <[tsmall@westvolusiahospitalauthority.org](mailto:tsmall@westvolusiahospitalauthority.org)>  
Date: Jan 10, 2023 10:15  
Subject: Re: Joint Legislative Auditing Committee Meeting on January 19, 2023 - ATTENDANCE REQUIRED  
To: "Dubose, Kathy" <[DUBOSE.KATHY@leg.state.fl.us](mailto:DUBOSE.KATHY@leg.state.fl.us)>  
Cc:

Good morning Ms. Dubose,  
I'm responding to yesterday's email as a private attorney who provides counsel to the West Volusia Hospital Authority ("WVHA") on an as-needed basis at an agreed hourly rate. WVHA does not have a "general counsel" as referenced in your email.

You are correct in your expectation that WVHA has January 19th scheduled for its first monthly public meeting of 2023. This meeting is also its annual organizational meeting to elect officers. It has been scheduled since November 2022 and it has been duly advertised to invite public participation.

I can only speak for myself, but based on this longstanding prior work commitment, personal obligations and also the lack of any authorization by WVHA for my billable time and travel 4 hours to and from Tallahassee, I will not be able to attend the subject hearing.

Because I would expect that the newly installed WVHA Commissioners and officers will want to continue with their past practice of fully cooperating with the Joint Committee, I've asked that your email be placed on WVHA's discussion agenda for its January 19th meeting.

So that I can respond to their questions about why they would need to authorize the significant legal costs and travel expense for in-person attendance at some future hearing in Tallahassee, kindly send me back the specific legal basis for the attendance requirement. (On your website, I have only been able to find authority for a hearing and requirement for entities that fail to correct "audit findings reported in three successive audits"). Also, please let me know if virtual attendance in lieu of personal attendance would be acceptable for those who would otherwise need to travel 4 hours for personal attendance.

I look forward to hearing back at your earliest opportunity.

Thanks in advance for your prompt attention to helping us clarify these matters, Ted Small, Esq.

On Jan 9, 2023 10:20, "Dubose, Kathy" <[DUBOSE.KATHY@leg.state.fl.us](mailto:DUBOSE.KATHY@leg.state.fl.us)> wrote:

| Good Morning,

The Joint Legislative Auditing Committee (Committee) is expected to hold a hearing on the Auditor General's audit of the West Volusia Hospital Authority at its next meeting. The meeting is scheduled for **Thursday, January 19<sup>th</sup> at 1:00 p.m. in Tallahassee.**

Per our Chair, Senator Jason Pizzo, the attendance of Commission Chair Jennifer Coen and General Counsel Theodore Small is required. Other Commission members are welcome to attend.

The Committee's agenda will not be published until tomorrow, however, we are providing you with advance notice because we are aware that your monthly Commission meeting typically falls on the same day.

We will provide you with meeting details once the Committee's agenda is published.

Best regards,

Kathy DuBose, Coordinator

Joint Legislative Auditing Committee

850-487-4110

**DISCLAIMER:** The information contained in this electronic message is legally privileged and confidential and is intended only for the use of the individual or entity named above. If the reader of this message is not the intended recipient you are hereby notified that any dissemination of this e-mail or any of its attachments or components may constitute a violation of Florida Statute 119. If you have received this e-mail in error, immediately destroy the document, and please contact the sender. Please note that Florida has a broad public records law, and that all correspondence with us via email may be subject to disclosure.

**WEST VOLUSIA HOSPITAL AUTHORITY**

**FINANCIAL STATEMENTS**

**NOVEMBER 30, 2022**



## ACCOUNTANTS' COMPILATION REPORT

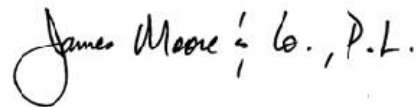
To the Board of Commissioners,  
West Volusia Hospital Authority:

Management is responsible for the accompanying financial statements of West Volusia Hospital Authority (the Authority), which comprise the balance sheet – modified cash basis as of November 30, 2022, and the related statement of revenue and expenditures budget and actual – modified cash basis for the one month and year to date period then ended in accordance with accounting principles generally accepted in the United States of America. We have performed a compilation engagement in accordance with Statements on Standards for Accounting and Review Services promulgated by the Accounting and Review Services Committee of the AICPA. We did not audit or review the financial statements nor were we required to perform any procedures to verify the accuracy or the completeness of the information provided by management. We do not express an opinion, a conclusion, nor provide any form of assurance on these financial statements.

Management has elected to omit substantially all of the disclosures required by accounting principles generally accepted in the United States of America. If the omitted disclosures were included in the financial statements, they might influence the user's conclusions about the Authority's financial position, results of operations, and cash flows. Accordingly, the financial statements are not designed for those who are not informed about such matters.

We are not independent with respect to West Volusia Hospital Authority.

DeLand, Florida  
January 19, 2023





**WEST VOLUSIA HOSPITAL AUTHORITY  
BALANCE SHEET - MODIFIED CASH BASIS  
NOVEMBER 30, 2022**

**ASSETS**

Ameris Bank - operating	\$ 2,529,078
Ameris Bank - MM	291,503
Ameris Bank - Medicaid MM	2,499,449
Ameris Bank - payroll	64,265
Mainstreet Community Bank - escrow	200,000
Mainstreet Community Bank - MM	1,707,428
Surety Bank - MM	7,492,481
Mainstreet Community Bank - Certificates of deposit	9,015,957
Prepaid items and deposits	2,000
<b>Total Assets</b>	<b><u><u>\$ 23,802,161</u></u></b>

**FUND BALANCE**

<b>Total Fund Balance</b>	<b><u><u>\$ 23,802,161</u></u></b>
---------------------------	------------------------------------

See accountants' compilation report.

**WEST VOLUSIA HOSPITAL AUTHORITY**  
**STATEMENT OF REVENUES AND EXPENDITURES BUDGET AND ACTUAL - MODIFIED CASH BASIS**  
**FOR THE ONE MONTH AND TWO MONTHS ENDED NOVEMBER 30, 2022**

	One Month Period Actual	Year to Date Actual	Annual Budget	Amount Remaining Budget Balance	Percent Budget Used
<b>Revenues</b>					
Ad valorem taxes	\$ 923,093	\$ 1,117,693	\$ 15,900,000	\$ 14,782,307	7%
Interest income	6,814	10,481	45,000	34,519	23%
Total revenues	929,907	1,128,174	15,945,000	14,816,826	7%
<b>Expenditures</b>					
Healthcare expenditures					
Hospitals					
Halifax Hospital	174,557	187,729			
AdventHealth	198,379	232,453			
Total hospitals	372,936	420,182	3,000,000	2,579,818	14%
Specialty Care Services					
Specialty Care - ER	3,852	3,852			
Specialty Care - Non-ER	307,568	500,952			
Total Specialty Care Services	311,420	504,804	3,000,000	2,495,196	17%
Emergency Room Care	74,243	74,243	1,000,000	925,757	7%
Primary Care	123,774	424,696	2,500,000	2,075,304	17%
Pharmacy	33,445	129,598	900,000	770,402	14%
Florida Dept of Health Dental Svcs	10,002	17,934	150,000	132,066	12%
Hispanic Health Initiatives	6,900	13,350	75,000	61,650	18%
Community Legal Services	3,583	7,681	105,794	98,113	7%
Rising Against All Odds	21,850	29,025	145,140	116,115	20%
HSCFV - Outreach	-	3,921	81,560	77,639	5%
HSCFV - Fam Services	-	4,419	76,331	71,912	6%
The House Next Door	1,968	3,339	60,000	56,661	6%
SMA - Homeless Program	10,206	14,408	78,336	63,928	18%
SMA - Residential Treatment	41,026	69,426	550,000	480,574	13%
SMA - Baker Act - Match	-	-	300,000	300,000	0%
H C R A - In County	5,803	23,362	400,000	376,638	6%
H C R A - Outside County	60,446	60,446	400,000	339,554	15%
The Neighborhood Center	11,000	11,000	100,000	89,000	11%
Healthy Communities Kid Care Outreach	5,513	13,728	72,202	58,474	19%
Other Healthcare Expenditures	-	-	370,000	370,000	0%
Total healthcare expenditures	1,094,115	1,825,562	13,364,363	11,538,801	14%
Personnel services					
Regular salaries and wages	5,425	10,850	65,588	54,738	17%
FICA	415	830	5,017	4,187	17%
Retirement	-	-	8,467	8,467	0%
Life and Health Insurance	4,609	4,609	12,000	7,391	38%
Workers Compensation Claims	-	11,993	25,000	13,007	48%
Total personnel services	10,449	28,282	116,072	87,790	24%
Other expenditures					
Legal Counsel	-	9,698	85,000	75,302	11%
Outside Legal Counsel	6,000	12,000	72,000	60,000	17%
Outside Legislative Advisory	6,000	12,000	72,000	60,000	17%
Audit	-	-	20,000	20,000	0%
General Accounting	9,000	18,000	108,000	90,000	17%
Application Screening - THND	36,936	70,670	447,364	376,694	16%
Application Screening - RAAO	3,264	7,872	81,452	73,580	10%
TPA Services	-	64,510	682,000	617,490	9%
Building Occupancy Costs	-	-	100,000	100,000	0%
Advertising	-	-	10,000	10,000	0%
Other Operating Expenditures	1,281	1,762	30,000	28,238	6%
Office Supplies	-	-	6,749	6,749	0%
Tax Collector & Appraiser Fee	19,001	19,001	650,000	630,999	3%
City of DeLand Tax Increment District	-	-	100,000	100,000	0%
Total other expenditures	81,482	215,513	2,464,565	2,249,052	9%
<b>Total expenditures</b>	<b>1,186,046</b>	<b>2,069,357</b>	<b>15,945,000</b>	<b>13,875,643</b>	<b>13%</b>
<b>Excess (deficiency) of revenues over expenditures</b>	<b>\$ (256,139)</b>	<b>\$ (941,183)</b>	<b>\$ -</b>	<b>\$ 941,183</b>	<b>0%</b>

See accountants' compilation report.

**WEST VOLUSIA HOSPITAL AUTHORITY**

**FINANCIAL STATEMENTS**

**DECEMBER 31, 2022**



## ACCOUNTANTS' COMPILATION REPORT

To the Board of Commissioners,  
West Volusia Hospital Authority:

Management is responsible for the accompanying financial statements of West Volusia Hospital Authority (the Authority), which comprise the balance sheet – modified cash basis as of December 31, 2022, and the related statement of revenue and expenditures budget and actual – modified cash basis for the one month and year to date period then ended in accordance with accounting principles generally accepted in the United States of America. We have performed a compilation engagement in accordance with Statements on Standards for Accounting and Review Services promulgated by the Accounting and Review Services Committee of the AICPA. We did not audit or review the financial statements nor were we required to perform any procedures to verify the accuracy or the completeness of the information provided by management. We do not express an opinion, a conclusion, nor provide any form of assurance on these financial statements.

Management has elected to omit substantially all of the disclosures required by accounting principles generally accepted in the United States of America. If the omitted disclosures were included in the financial statements, they might influence the user's conclusions about the Authority's financial position, results of operations, and cash flows. Accordingly, the financial statements are not designed for those who are not informed about such matters.

We are not independent with respect to West Volusia Hospital Authority.

DeLand, Florida  
January 19, 2023



**WEST VOLUSIA HOSPITAL AUTHORITY  
BALANCE SHEET - MODIFIED CASH BASIS  
DECEMBER 31, 2022**

**ASSETS**

Ameris Bank - operating	\$ 12,434,601
Ameris Bank - MM	291,887
Ameris Bank - Medicaid MM	2,502,635
Ameris Bank - payroll	59,218
Mainstreet Community Bank - escrow	200,000
Mainstreet Community Bank - MM	1,707,858
Surety Bank - MM	7,493,733
Mainstreet Community Bank - Certificates of deposit	9,015,957
Prepaid items and deposits	2,000
<b>Total Assets</b>	<b><u><u>\$ 33,707,889</u></u></b>

**FUND BALANCE**

<b>Total Fund Balance</b>	<b><u><u>\$ 33,707,889</u></u></b>
---------------------------	------------------------------------

See accountants' compilation report.

**WEST VOLUSIA HOSPITAL AUTHORITY**  
**STATEMENT OF REVENUES AND EXPENDITURES BUDGET AND ACTUAL - MODIFIED CASH BASIS**  
**FOR THE ONE MONTH AND THREE MONTHS ENDED DECEMBER 31, 2022**

	One Month Period Actual	Year to Date Actual	Annual Budget	Amount Remaining Budget Balance	Percent Budget Used
<b>Revenues</b>					
Ad valorem taxes	\$ 11,291,139	\$ 12,408,832	\$ 15,900,000	\$ 3,491,168	78%
Interest income	5,252	15,733	45,000	29,267	35%
Total revenues	11,296,391	12,424,565	15,945,000	3,520,435	78%
<b>Expenditures</b>					
Healthcare expenditures					
Hospitals					
Halifax Hospital	120,564	308,293			
AdventHealth	137,394	369,847			
Total hospitals	257,958	678,140	3,000,000	2,321,860	23%
Specialty Care Services					
Specialty Care - ER	25,762	29,614			
Specialty Care - Non-ER	243,406	744,358			
Total Specialty Care Services	269,168	773,972	3,000,000	2,226,028	26%
Emergency Room Care	68,302	142,545	1,000,000	857,455	14%
Primary Care	257,446	682,142	2,500,000	1,817,858	27%
Pharmacy	41,060	170,658	900,000	729,342	19%
Florida Dept of Health Dental Svcs	10,166	28,100	150,000	121,900	19%
Hispanic Health Initiatives	8,450	21,800	75,000	53,200	29%
Community Legal Services	4,929	12,610	105,794	93,184	12%
Rising Against All Odds	16,825	45,850	145,140	99,290	32%
HSCFV - Outreach	-	3,921	81,560	77,639	5%
HSCFV - Fam Services	23,933	28,352	76,331	47,979	37%
The House Next Door	2,833	6,172	60,000	53,828	10%
SMA - Homeless Program	9,129	23,537	78,336	54,799	30%
SMA - Residential Treatment	35,221	104,647	550,000	445,353	19%
SMA - Baker Act - Match	-	-	300,000	300,000	0%
H C R A - In County	-	23,362	400,000	376,638	6%
H C R A - Outside County	-	60,446	400,000	339,554	15%
The Neighborhood Center	8,850	19,850	100,000	80,150	20%
Healthy Communities Kid Care Outreach	4,962	18,690	72,202	53,512	26%
Other Healthcare Expenditures	-	-	370,000	370,000	0%
Total healthcare expenditures	1,019,232	2,844,794	13,364,363	10,519,569	21%
Personnel services					
Regular salaries and wages	5,425	16,275	65,588	49,313	25%
FICA	415	1,245	5,017	3,772	25%
Retirement	646	646	8,467	7,821	8%
Life and Health Insurance	-	4,609	12,000	7,391	38%
Workers Compensation Claims	-	11,993	25,000	13,007	48%
Total personnel services	6,486	34,768	116,072	81,304	30%
Other expenditures					
Legal Counsel	9,676	19,374	85,000	65,626	23%
Outside Legal Counsel	6,000	18,000	72,000	54,000	25%
Outside Legislative Advisory	-	12,000	72,000	60,000	17%
Audit	-	-	20,000	20,000	0%
General Accounting	9,000	27,000	108,000	81,000	25%
Application Screening - THND	35,870	106,540	447,364	340,824	24%
Application Screening - RAAO	2,688	10,560	81,452	70,892	13%
TPA Services	65,041	129,551	682,000	552,449	19%
Building Occupancy Costs	-	-	100,000	100,000	0%
Advertising	-	-	10,000	10,000	0%
Other Operating Expenditures	7,587	9,349	30,000	20,651	31%
Office Supplies	-	-	6,749	6,749	0%
Tax Collector & Appraiser Fee	225,818	244,819	650,000	405,181	38%
City of DeLand Tax Increment District	-	-	100,000	100,000	0%
Total other expenditures	361,680	577,193	2,464,565	1,887,372	23%
<b>Total expenditures</b>	<b>1,387,398</b>	<b>3,456,755</b>	<b>15,945,000</b>	<b>12,488,245</b>	<b>22%</b>
<b>Excess (deficiency) of revenues over expenditures</b>	<b>\$ 9,908,993</b>	<b>\$ 8,967,810</b>	<b>\$ -</b>	<b>\$ (8,967,810)</b>	<b>0%</b>

See accountants' compilation report.

## LEGAL UPDATE MEMORANDUM

TO: WVHA Board of Commissioners

DATE: January 10, 2023

FROM: Theodore W. Small, Jr.

RE: West Volusia Hospital Authority – Update for January 19, 2023 Regular Meeting

Summarized below are updates on active legal matters/issues for which some new information has become available since my last legal update. This Memorandum will not reflect updates on matters resolved by a final vote of the Board and thereby already summarized in the November 17, 2022 Regular Meeting Minutes.

**I. Annual Overview of Funding Agreements or other Contracts:** [*See new info. in italics and bold*] [*Refer back to Legal Update Memorandum dated 5/12/2020 for additional background details, including details regarding now expired 20-year AdventHealth related Hospital agreements*]

Each Board member is responsible for making his or her own independent determination about whether the terms of a particular contract are consistent with the public interest. Counsel, as well as the accounting and administrative team at JAMES MOORE & CO, are available to answer your questions and offer counsel about accounting and business or legal matters, each respectively; but, the Board retains the ultimate authority to approve or disapprove the terms of all proposed agreements after due consultation. For your convenience, the following is a listing of the major contracts, hospital services subcontracts in the EBMS Network and funding agreements between the Authority and other entities with notation of termination dates, if any.

***Year-to Year Health Care or Access to Health Care Funding Agreements, 2022-23:***

- A. Community Legal Services, Inc. Medical-Legal Partnership program.
- B. Healthy Communities – Kidcare Outreach
- C. Hispanic Health Initiatives, Inc.'s Taking Care of My Health
- D. Rising Against All Odds, Inc. -- HIV/AIDS Outreach and Case Management
- E. Rising Against All Odds, Inc.—Health Card Enrollment & Retention Services
- F. SMA Healthcare – Baker Act Match
- G. SMA Healthcare– Homeless Program
- H. SMA Healthcare —Level II Residential Treatment
- I. The Healthy Start --Access to Healthcare Services—SMA Outreach
- J. The Healthy Start –Family Services Coordinator—Deltona
- K. The House Next Door – Mental Health Services
- L. The House Next Door—Eligibility Determination Services
- M. The Neighborhood Center of West Volusia “Access to Care”

N. Volusia County Health Department—Florida Department of Health (Dental Care)

*Primary Care Agreement:*

- A. Employee Benefit Management Services, LLC (“EBMS”) Amendment No. 1 to Administrative Services Agreement, effective 10/01/2020 expanded EBMS’s portfolio of services to include the set-up and management of primary care clinic services, pharmacy services and healthcare management services, along with the third-party administrator services that it had already been providing since 1/01/2020. Amendment No. 1 provides for with automatic renewals for additional one-year terms unless either party gives notice of non-renewal at least 90-days before the end of then-current term or Renewal Term. Pursuant to Amendment No. 1 to the Administrative Services Agreement, the current term was extended to end on September 30, 2023.
1. The Board retains the right to establish policy that governs the terms on which EBMS provides this new portfolio of services, including the selection of the location of where the services are provided. Along with the terms of Amendment No. 1 to the Administrative Services Agreement, the WVHA Health Card Program Eligibility Guidelines and Procedures (“Eligibility Guidelines”) and Summary Benefit Plan set forth most of the Board’s existing policy concerning the terms on which WVHA authorizes EBMS to provide this portfolio of services.

*EBMS’s Network of In-Hospital Services Agreements:*

- A. (*AdventHealth DeLand (AHD), AdventHealth Fish Memorial (AHFM), Halifax Hospital Medical Center, EMPros*) -- Following the 9/30/2020 expiration of the direct contractual agreement between AdventHealth and WVHA, EBMS as Third Party Administrator is now responsible for qualifying and contracting directly with the hospitals and their emergency room specialists to establish terms for their participation in the network of providers that serve WVHA Health Card members.
- B. The Board retains the right to establish policy that governs the terms on which EBMS may qualify and contract with its network of providers. An example of such policy intervention is the Board’s passage of WVHA Resolution 2020-007 in which the Board excluded any reimbursement for Emergency Room care services and established 85% of Medicare as the maximum that EBMS is allowed to contract with hospitals for reimbursement of inpatient hospital facilities and professional services. Through extensive negotiations between EBMS, the hospitals and EMPros, the Board at its April, 2021 Regular Meeting approved Amended Motion 43-2021, which provides the still relevant Board policies concerning this network of in-hospital service agreements:
- *Increase hospital funding for the 2021/22 program budget to \$4MM, of which 25% would be reserved for ED reimbursement – this establishes a de*



*facto \$1.0M ED budget for 2021/22. Future year ED budgets to increase/decrease formulaically if utilization increase/decrease materially from a mutually agreed baseline: for example (a) increase the budget from \$1.0M to \$1.25M if ED utilization increases by 25% or more; similarly, (b) decrease the budget from \$1.0M to \$750k if ED utilization decrease by 25% or more.*

- *Invest in an ED diversion program by expanding access to this new ED budget for care through more cost-effective, alternative sites of service (i.e. Urgent Care). Urgent Care should be reimbursable only when the miCare clinic is not available.*
- *All contracted ED and/or Urgent Care providers draw down from this annual budget through submitting invoices for either facility fee charges (e.g. hospitals) or professional fee charges (all contracted specialists working in the ED / Urgent Care, whether hospital-employed or independent).*
- *Rate of reimbursement for both facility and professional fees to be contracted at 85% of Medicare.*
- *Participating providers should agree to provide all hospital care including ED care without any member balance billing, even when the annual hospital-ED budget has been depleted.*
- *Participating providers should agree to a formal 3 year network agreement with fixed rate of 85% of Medicare, subject to annual hospital and ED budget caps as proposed above.*
- ***Hospitals should commit to a mutually agreeable accountability / transparency mechanism that may include submitting quarterly reports, periodically sharing external accreditation reports and agreement to not decrease access or adversely impact the quality of care available to the community.***

### *C. Halifax Hospital Medical Center Extended HCRA*

1. *Extended HCRA Hospital Coverage and Physician Indigent Hospital Program Reimbursement Agreement (2007) (“Extended HCRA”) Second Addendum* to Extended HCRA dated 9/23/2010, terminable at will by either party upon 60 days written notice. Establishes reimbursement rate consistent with HCRA guidelines, as opposed to 105% of Medicare rate (except for adult psychiatric and medical device implants) which was agreed in prior agreements dated 11/20/2008 and 4/19/2007.

### *Administrative Services*

1. Employee Benefit Management Services, LLC (“EBMS”) Administrative Services Agreement, effective 1/1/2020 for Third Party Administrator services with automatic renewals for additional one-year terms unless either party gives notice of non-renewal at least 90-days before the end of then-current term. Pursuant to Amendment No. 1 to the Administrative Services Agreement, the current term was extended to end on September 30, 2023.

2. The House Next Door—Eligibility Determination Services, effective 10/1/2018, renewable on annual basis.
3. Rising Against All Odds, Inc. – Health Card Enrollment and Retention, effective 10/1/2018, renewable on annual basis.
4. Law Office Of Theodore W. Small, P.A. dated 11/2006 (outside legal counsel), terminable at will by Board
5. Phelps Dunbar LLP dated 10/21/2021 for that law firm to represent WVHA concerning Motion 108-2021, specifically authorizing it as follows: Unless directed otherwise by the Board or the WVHA Attorney, the Authority’s engagement of Phelps Dunbar will authorize us to take all appropriate actions to further the Authority’s interests in this matter as set forth in Motion 108-2021 and any subsequent Board motions or directives.
6. Heffley & Associates dated 11/18/2021 for public affairs monitoring and lobbying on behalf of matters affecting its interest in Florida state government, including but not limited to assisting in the implementation of Motion 108-2021.
7. Stacy Tebo dated 6/16/2022 (administrative services) is terminable by will by either party upon 90 days written notice or immediately by WVHA upon the occurrence of causes specified therein. If WVHA terminates her employment without cause, Tebo would be entitled to severance based on the number of years of continuous employment up to a maximum of 6 weeks.
8. JAMES MOORE & CO., P.L. dated 7/01/2022 (accounting services), is terminable at will by either party, subject to a transition period of at least 3 months following receipt of the notice to terminate, unless another transition period is agreed upon by both parties. Base fees are agreed through September, 30, 2023 and then must be negotiated as a part of WVHA’s annual budget process.
9. VISION HR ASO, Inc. dated 7/21/2022 (payroll processing) for a one-year term, with automatic renewals for additional one-year terms unless either party delivers written notice at least 30 days prior to the expiration of the initial term or any extension term.
10. Powell & Jones, CPAs (audit of financial statements) was signed September, 2022 for one year, and is renewable by written agreement for up to 2 times for 1-year terms each and terminable by either party with 60-days’ notice.

## II. Governance of the Architectural Committee for Plymouth Avenue Properties

WVHA owns the one of four parcels, the Northeast quarter of the professional office complex on Plymouth Avenue, which is currently operated by EBMS as the WVHA miCare Clinic DeLand. The complex was originally developed and subdivided in 1978 by Dannie W. Trivett, Charles T. Slaughter III and Stephen S. Spore. Pursuant to the Covenants, Mutual Parking and Septic Tank agreements, and Party Wall Agreement, which became effective April 17, 1978 and is recorded in the Volusia Official Records at Book 1975, Page 1189, as amended (hereinafter “Covenants”), Trivett, Slaughter and Spore became the sole members of the “Architectural

Committee” until such time as they died, resigned or ceased being a partial owner in the Plymouth Avenue complex.

Architectural Committee has many of the same responsibilities as a typical HOA (home owner’s association) in a residential development such as the authority to approve any construction, landscaping, signage or other improvements to any property within the complex and also to maintain common improvements such as parking, signage and landscaping. Originally it was envisioned that the complex would be developed into up to 12 separately owned offices with as many as 3 built on each of the 4 parcels, with each 1/12 ownership interest and paying that proportion of common area expenses.

Because WVHA owns one-fourth or 3/12<sup>ths</sup> of the complex, it has until this past year been billed for 3/12 of common area expenses. For some yet unexplained reason, WVHA was billed for 3/9 of common area expenses in the latest assessment. Counsel has requested that the WVHA’s Administrator seek some explanation for that reallocation to WVHA of 1/3 of the expense for a complex in which it is only a 1/4 owner.

The membership of the Architectural Committee remained the same for over 30 years until in 2016 Tyler Spore replaced Stephen Spore upon the elder Spore’s death. Tyler Spore was duly appointed by a majority of other owners pursuant to a written ballot that was circulated by the then property manager, Swain & Associates. Then, on April 21, 2021, pursuant to a noticed received by Ms. Long and circulated to the WVHA Board, Tyler Spore notified WVHA that Tory Slaughter and Danny Trivet had been replaced by Dr. Robert Wrable and Dr. Hussain Rawji as new members of the Architectural Committee. This email notice does not state on what basis Slaughter and Trivet were removed or how Wrable and Rawji were appointed as new members. That same notice indicates that the Architectural Committee is renamed as the Management Committee and that it had increased monthly dues and was planning to catch up on deferred maintenance and improvements of the common areas and would be sending out a special assessment to all owners for their proportionate share of these extra costs.

A review of the Covenants does not indicate that WVHA or any other owners in the complex have any specified rights to notice and opportunity to participate in meetings of the Architectural/Managing Committee. But the Covenants do provide that WVHA has a right to participate in the appointment of any new member of that Committee upon the occurrence of a vacancy and also a right to participate in a decision on whether to amend the Covenants in whole or part, including a decision that must occur by April 17, 2023 on whether to renew that Covenants for another 10 years.

### **III. General Compliance with the Sunshine Law [See new info. in italics and bold]**

The Government in the Sunshine Law, section 286.011, Florida Statutes, provides in pertinent part:

"All meetings of any board or commission . . . of any agency or authority of any county, municipal corporation, or political subdivision . . . at which official acts are to be taken are declared to be public meetings open to the public at all times, and no resolution, rule, or formal action shall be considered binding except as taken or made at such meeting."

It is impossible to summarize all relevant points of the Sunshine Law, but please note that courts uniformly interpret this provision as prohibiting two or more members of the same board or commission from talking about or discussing any matter on which foreseeable action will be taken by the public board or commission. (If your conversation with another board member concerns personal or business matters unrelated to the Authority, the Sunshine Law does not apply)

Please note that the Sunshine Law DOES apply to “off-the record” chats during meetings or during breaks, written correspondence, telephone conversations and e-mails exchanges between two or more board members if such communication concerns matters likely to come before the Board; provided however, it is permissible for one board member to send correspondence to the rest of the board outside of a public meeting as long as this correspondence does not result in replies or other back and forth exchanges until a public meeting is convened for such discussion and also the correspondence is made available to interested members of the public.

The Sunshine Law also prohibits nonmembers (staff, lawyers, accountants, and members of the public) from serving as liaisons between Board members concerning matters likely to come before the Board.

With the increased use of social media accounts, including Facebook and other community and political blogs, Board members should be mindful of the following Florida Attorney General guidance before posting on Facebook, or other blogs an opinion or viewpoint on matters likely to come before the Board. In AG Opinion 08-07, the Florida Attorney General concluded that the use of a website blog or message board to solicit comment from other members of the board or commission by their response on matters that would come before the board would trigger the requirements of the Sunshine Law. As stated therein:

*"While there is no statutory prohibition against a city council member posting comments on a privately maintained electronic bulletin board or blog, members of the board or commission must not engage in an exchange or discussion of matters that foreseeably will come before the board or commission for official action. The use of such an electronic means of posting one's comments and the inherent availability of other participants or contributors to act as liaisons would create an environment that could easily become a forum for members of a board or commission to discuss official issues which should most appropriately be conducted at a public meeting in compliance with the Government in the Sunshine Law. It would be incumbent upon the commission members to avoid any action that could be construed as an attempt to evade the requirements of the law."*

**From:** [John Mullen \(7867\)](#)  
**To:** [Stacy Tebo](#)  
**Cc:** [Theodore Small](#)  
**Subject:** Board - legal update from Phelps Dunbar re Medicaid Match funding dispute with County of Volusia  
**Date:** Tuesday, January 10, 2023 3:50:32 PM

---

Hi, Stacy –

Please include in the Board packet (or forward to Board members) my firm's legal update below.

Thank you,

John

Dear Board Members:

In December the County filed a new Complaint for Writ of Mandamus regarding the 2022-2023 Medicaid Match prorated assessment on WVHA. As you know, the dispute concerning the 2021-2022 Medicaid Match assessment has been fully briefed before the Florida Fifth District Court of Appeal, and is awaiting the appeals court's ruling. We question the propriety of the County's effort to re-litigate the same, recurring issues (albeit for a different year) that are already pending before the appeals court. The appeals court's ruling, pro or con, will logically apply to and govern the subsequent year's assessment. For this reason, we asked if the County Attorney's office would join us in a motion to stay or abate the new lawsuit, pending the appeals court's ruling. The County Attorney's office responded that they were authorized by the County Council "to initiate legal action to collect the 2022-2023 Medicaid proration," and were "not authorized to agree to an abatement," even though they acknowledged that "a timely appellate decision resolving the 2021-2022 dispute will resolve our 2022-2023 issues as well."

We intend to file our own motion to stay or abate the new lawsuit. The County will then have to formally "go on record" with the court agreeing to, or disagreeing with, our motion. We are also evaluating whether we can argue that the new lawsuit should be dismissed as needless or vexatious. Our response to the County's new Complaint is due on or before January 23, 2023.

John

---

**John D. Mullen**

Phelps Dunbar LLP  
100 South Ashley Drive  
Suite 2000  
Tampa, FL 33602  
Direct: 813-472-7867  
Fax: 813-472-7570  
Email: [john.mullen@phelps.com](mailto:john.mullen@phelps.com)