

West Volusia Hospital Authority  
WVHA BOARD OF COMMISSIONERS REGULAR MEETING  
August 18, 2022  
5:00 p.m.  
DeLand City Hall  
120 S. Florida Avenue  
DeLand, FL

**AGENDA**

1. Call to Order
2. Opening Observance Followed by a Moment of Silence
3. Approval of Proposed Agenda
4. Consent Agenda
  - A. Approval of Minutes Budget Workshop Meeting July 21, 2022
  - B. Approval of Minutes Regular Meeting July 21, 2022
5. Citizens Comments – Comments are limited to three minutes per speaker.
6. Reporting Agenda
  - A. EBMS July Report - Written Submission
  - B. WVHA miCare Clinics DeLand/Deltona July Report – Written Submission
    1. miCare DeLand/Deltona Quarter 2 Report – Written Submission
  - C. The House Next Door (THND) July HealthCard Report – Written Submission
7. Contractual Annual Utilization Reports to the WVHA Board of Commissioners
  - A. Hispanic Health Initiative, Josephine Mercado, Executive Director
  - B. Community Legal Services of Mid-Florida, Lisa Garren, Paralegal Advocate
8. Discussion Items
  - A. LIP Funding for SMA Healthcare (Eric Horst email dated 7/27/2022 attached)
  - B. WVHA Business Cards – Quality Quickprint
  - C. New Email Server at mxroute.com
  - D. MCCi Scanning Project for Records Stored at DRT
  - E. Review Proposed Budget 2022-2023
    1. 2022-2023 CAC Ranking Recommendation
  - F. Proposed Agreed Order Resolving County of Volusia's Motion to Require Supersedeas Bond
  - G. Concerns Regarding Prior WVHA Card Holders – Commissioner Manning
9. Finance Report
  - A. July Financials
10. Legal Update
11. Adjournment

If any person decides to appeal any decision made by the WVHA with respect to any matter considered at this meeting or hearing he/she will need a record of the proceedings, and for such purpose he/she may need to ensure that a verbatim record of the proceedings is made, which record includes the testimony and evidence upon which the appeal is to be based (FS 286.0105). Individuals with disabilities needing assistance to participate in any of these proceedings should contact the WVHA Administrator at least three (3) working days in advance of the meeting date and time at (386) 626-4870.

**WEST VOLUSIA HOSPITAL AUTHORITY  
BOARD OF COMMISSIONERS BUDGET WORKSHOP**

DeLand City Hall  
120 S. Florida Avenue, DeLand, FL  
4:00 P.M.  
July 21, 2022

**Those in Attendance:**

Commissioner Voloria Manning  
Commissioner Donna Pepin  
Commissioner Jennifer Coen  
Commissioner Roger Accardi

**Absent:**

Commissioner Judy Craig

**CAC Members in Attendance:**

Jacquie Lewis  
Christian Brown

**Others Present:**

Attorney for the Authority: Theodore Small, Law Office of Theodore W. Small, P.A.  
Accountants for the Authority: Zach Chalfour, CPA and Webb Shephard, CPA of James Moore & Company  
WVHA Administrator Stacy Tebo

**Call to Order**

Chair Coen called the workshop to order. The meeting took place at DeLand City Hall in the Commission Chamber, located at 120 S. Florida Ave., DeLand, Florida, having been legally noticed in the Daytona Beach News-Journal, a newspaper of general circulation in Volusia County, commencing at 4:09 p.m.

**Approval of Proposed Agenda**

**Motion 064 – 2022** Commissioner Pepin motioned to approve the agenda as presented. Commissioner Manning seconded the motion. The motion passed by a 4-0-1 vote.

**Citizens Comments**

There were none.

**Discussion Items**

## **Millage Rate**

Mr. Small provided the legal context for the workshop, outlined the Truth in Millage (TRIM) procedures, and explained the rolled-back rate. He noted that the workshop would be discussion only, and any proposed millage rate would be approved by resolution at the regular meeting following the workshop.

## **WVHA 2022-2023 Budget Forecast**

Mr. Chalfour outlined changes in property values, reviewed the millage rate options, and explained his working budget. He stated that he had updated the budget since the agenda was posted, and he included numbers with and without Medicaid.

Chair Coen noted Healthy Communities Kid Care Outreach and application screening for RAAO and THND would not be a 10% increase as listed on the working budget. She added that she did not think TPA Services would be a 10% increase either.

## **Funding Applications and Amounts Requested**

Commissioner Manning noted Healthcare Navigation and New Hope were discontinued programs.

There was not any Board discussion regarding the funding applications.

There was discussion and consensus that the rolled-back millage rate should be adopted during the Regular Meeting commencing upon the conclusion of the workshop.

## **County's Proposed Medicaid Reimbursement Expense**

Mr. Chalfour recommended that the rolled-back rate be used at the current time, and the Board could lower the rate in September if they decided not to include Medicaid in the budget. He added that it would be a reduction in taxes for the taxpayers.

Mr. Small noted that they would not know the outcome of the litigation by September; that the numbers with and without Medicaid were included so that the Board could begin thinking about the option; and that they did not need to make a decision at this time.

## **Adjournment**

There being no further business to come before the Board, the workshop was adjourned.

Adjournment

Jennifer Coen, Chair

**WEST VOLUSIA HOSPITAL AUTHORITY  
BOARD OF COMMISSIONERS REGULAR MEETING**

DeLand City Hall  
120 S. Florida Avenue, DeLand, FL  
5:00 P.M.  
July 21, 2022

**Those in Attendance:**

Commissioner Voloria Manning  
Commissioner Roger Accardi  
Commissioner Jennifer Coen  
Commissioner Donna Pepin

**Absent:**

Commissioner Judy Craig

**CAC Present:**

Jacquie Lewis  
Christian Brown

**Others Present:**

Attorney for the Authority: Theodore Small, Law Office of Theodore W. Small, P.A.  
Accountants for the Authority: Zach Chalfour, CPA and Webb Shephard, CPA of James Moore & Company  
WVHA Administrator Stacy Tebo

**Call to Order Regular Meeting**

Chair Coen called the meeting to order. The meeting took place at DeLand City Hall in the Commission Chamber, located at 120 S. Florida Ave., DeLand, Florida, having been legally noticed in the Daytona Beach News-Journal, a newspaper of general circulation in Volusia County, commencing at 5:00 p.m. The meeting was opened with The Pledge of Allegiance followed by a moment of silence.

**Approval of Proposed Agenda**

**Motion 065 – 2022** Commissioner Accardi motioned to approve the agenda as presented. Commissioner Manning seconded the motion. The motion passed by a 4-0-1 vote.

**Consent Agenda**

**Approval of Minutes – Joint Meeting with the CAC on June 16, 2022**

**Motion 066 – 2022** Commissioner Manning motioned to approve the Consent Agenda. Commissioner Pepin seconded the motion. The motion passed by a 4-0-1 vote.

**Citizen Comments**

There were none.

## **Reporting Agenda**

**Heffley & Associates – Rich Heffley and Kelly Horton – Verbal Report**

**EBMS June Report – Written Submission**

**WVHA miCare Clinic DeLand/Deltona June Report – Written Submission**

**The House Next Door (THND) June HealthCard Report – Written Submission**

Darik Croft, Chief Operating Officer of miCare, answered questions from the Board and CAC Member Lewis.

The reports were received and made part of the record.

## **Contractual Annual Utilization Reports to the WVHA Board of Commissioners**

**Jennifer Nadelkov, CEO & Terrell Irvin, Director of Client Services of The House Next Door (THND) – Therapeutic Services**

Mr. Irvin provided the report, updated the Board on the current wait time for mental health services, and entertained questions regarding need in the community.

**John Guthrie, ED, Healthy Communities**

Mr. Guthrie provided his report, answered questions, and explained that the WVHA helps to provide bilingual counselors to assist children in signing up for the State program.

## **Discussion Items**

### **Proposed Office Hours at DeLand and Deltona Clinics**

Ms. Tebo noted that she would be in the DeLand clinic on Tuesdays and the Deltona clinic on Thursdays beginning the following week.

**Motion 067 – 2022** Commissioner Pepin motioned to approve the office hours as stated by Ms. Tebo. Commissioner Accardi seconded the motion. The motion passed by a 4-0-1 vote.

### **BizCard Xpress – Printing of Agenda Packets**

Ms. Tebo recommended that the Board approve the use of BizCard Xpress and Quality QuickPrint for the printing of WVHA Board and CAC agenda packets.

**Motion 068 – 2022** Commissioner Manning motioned to approve BizCard Xpress and Quality Quickprint for agenda packet printing as recommended. Commissioner Pepin seconded the motion. The motion passed by a 4-0-1 vote.

Roll call:

Commissioner Accardi	Yes
Commissioner Pepin	Yes
Commissioner Manning	Yes
Chair Coen	Yes

## **Resolution #2022-002 – Approval of New Payroll Account at Ameris Bank**

Mr. Small explained the resolution and purpose of the payroll account. He said that it authorizes the transfer of \$95,000, and it provides for electronic transactions for the purpose of payment of payroll taxes due to IRS requirements.

**Motion 069 – 2022** Commissioner Pepin motioned to adopt Resolution 2022-002. Commissioner Manning seconded the motion. The motion passed by a 4-0-1 vote.

Roll call:

Commissioner Accardi	Yes
Commissioner Pepin	Yes
Commissioner Manning	Yes
Chair Coen	Yes

Mr. Small stated that Ameris Bank had also included their own resolution with the signature cards and briefly outlined it. He recommended that the Chair entertain a motion to approve the proposed Ameris Bank resolution attached to their signature cards, striking out paragraphs 3, 5, and 7 from page 2 of 2, and also striking the document titled “Instructions to Public Depositors Using the Pooled Method for Collateralization of Public Funds” because it is not applicable to Florida.

**Motion 070 – 2022** Commissioner Manning moved to approve the Ameris documents as stated by Mr. Small. Commissioner Accardi seconded the motion. The motion passed by a 4-0-1 vote.

Commissioner Accardi	Yes
Commissioner Pepin	Yes
Commissioner Manning	Yes
Chair Coen	Yes

## **Payroll Services**

Mr. Small said that Vision HR agreed to remove the offensive language regarding indemnification and agreed to insert his additional language. He stated that with those changes, he had no objection as to form.

Ms. Tebo explained her preference to use a full-service provider over a local CPA, the pricing associated with each, and said she did not wish to have any duties associated with payroll.

Mr. Chalfour added that their recommendation was to go with a full-service provider, and as a CPA firm, James Moore preferred to outsource their own payroll. He noted that full-service companies have automated systems with internal controls, and Vision HR is audited as a PEO (Professional Employment Organization) yearly.

Ms. Tebo recommended that the WVHA Board use Vision HR for payroll services.

**Motion 071 – 2022** Commissioner Pepin motioned to approve the agreement with Vision HR for full-service payroll services, subject to the changes outlined by Mr. Small. Commissioner Accardi seconded the motion. The motion passed by a 4-0-1 vote.

Commissioner Accardi	Yes
Commissioner Pepin	Yes
Commissioner Manning	Yes
Chair Coen	Yes

#### **Deleting Ronald Cantlay as Registered Agent with DEO and Appointment of Administrator**

Ms. Tebo explained that an email was sent from the county asking for information related to stormwater, which alerted her that Board approval was needed to change the name listed on DEO's website.

**Motion 072 – 2022** Commissioner Pepin moved to approve adding Stacy Tebo as the registered agent with the Department of Economic Opportunity and deleting Ron Cantlay. Commissioner Manning seconded the motion. The motion passed by a 4-0-1 vote.

#### **Resolution #2022-003 – Adopting a Preliminary Millage Rate for FY 2022/2023**

Mr. Small read Resolution #2022-003 aloud.

**Motion 073 – 2022** Commissioner Pepin motioned to approve Resolution #2022-003 adopting the rolled-back rate as the preliminary millage rate for FY 2022/2023. Commissioner Manning seconded the motion. The motion passed by a 4-0-1 vote.

Commissioner Accardi	Yes
Commissioner Pepin	Yes
Commissioner Manning	Yes
Chair Coen	Yes

#### **Acknowledgement of Required Communications for Monthly Accounting Compilations**

Mr. Chalfour stated that it is a standard letter that James Moore needs in its file for the compilation of monthly financial statements; that it is required per professional standards; that it does not change the scope of their contract; and that the Board has ultimate oversight.

**Motion 074 – 2022** Commissioner Pepin motioned to approve the acknowledgement of the letter from James Moore & Co. Commissioner Accardi seconded the motion. The motion passed by a 4-0-1 vote

#### **Selection of Audit Committee and Approval of RFP for Auditing Services**

Ms. Tebo recommended the Board appoint itself as the selection committee and approve the draft RFP provided to the Board.

**Motion 075 – 2022** Commissioner Pepin motioned to approve the Board appointing itself as the audit selection committee. Commissioner Accardi seconded the motion. The motion passed by a 4-0-1 vote

**Motion 076 – 2022** Commissioner Accardi motioned to approve the RFP for Auditing Services. Commissioner Pepin seconded the motion. The motion passed by a 4-0-1 vote

### **Follow Up Items**

Ms. Tebo made a few suggestions regarding the agenda. She suggested that they add verbiage to the agenda and citizen comment sheet that informs everybody of the three-minute time limit. There was consensus to add the verbiage and consider the other suggestions at a later time.

### **Finance Report**

#### **June Financials**

Mr. Chalfour noted the issues encountered in the transition, the delayed receipt of the accounting file, and the software issues experienced when integrating data. He recommended the Board approve the estimated expenditures for the next month totaling \$1,869,700.

**Motion 077 - 2022** Commissioner Manning motioned to authorize the payment of the bills totaling \$1,869,700. Commissioner Pepin seconded the motion. The motion passed unanimously.

Commissioner Accardi	Yes
Commissioner Pepin	Yes
Commissioner Manning	Yes
Chair Coen	Yes

### **Legal Update**

Mr. Small suggested that going forward, the motion to pay bills be made plainer for all to understand. He added that it should be a motion to warrant or authorize payment of the listed items, so that the record is made clear.

There being no further business to come before the Board, the meeting was adjourned.

Adjournment

Jennifer Coen, Chair





EBMS

August 18, 2022

Submission Report for  
WVHA Board Members

# Table of Contents

Executive Summary Current Month & YTD .....1

PCORI Membership Count .....5

Enrollment Counts by Postal Code .....6

Tier Census .....7

Benefit Analysis Summary Current Month & YTD.....9

Cost of Major Current Month & YTD.....12

Cost of Minor Current Month & YTD.....14

Summary of Claims Paid by Location.....25

Paid Amount by PCP Encounters Current Month & YTD.....27

Claims paid by Month .....31



# Executive Summary for 00532

Client:

West Volusia Hospital Authority

Department: All

Paid Dates:

7/1/2022 to 7/31/2022

Benefit Plan: All

Location:

All

TIN: All

Plan Experience Summary			Cash Flow Summary		Disallowed Charges by Category		
Claim Counts	4808		Charges	\$2,423,499	Disallowed Category	Amount	% of Gross
Claim Type	Total Paid	Per EE/Mo	less Disallowed	\$2,126,035	Addl Info Not Provided	-\$96,050	-3.96%
Medical	\$292,470	\$232	Allowed	\$297,464	Duplicate Charges	-\$157,216	-6.49%
Professional	\$100,021	\$79	less Member	\$6,488	Not Medically...	\$12,802	0.53%
Facility	\$192,449	\$153	less Adjustments	-\$1,494	Plan Limitations	\$983,379	40.58%
PBM	\$0	\$0	Paid Benefit	\$292,470	UCR Reductions	\$103	0.00%
<b>Total Plan Paid:</b>	<b>\$292,470</b>	<b>\$232</b>	plus Admin Costs	\$0	Other	\$1,383,018	57.07%
			<b>Total Plan Paid:</b>	<b>\$292,470</b>	<b>Total:</b>	<b>\$2,126,035</b>	<b>87.73%</b>

Census										
Census Date:	Male	Female	Total	Male	Female	Male	Female	Total	Total	Total
7/31/2022	Emp	Emp	Employees	Spouse	Spouse	Dep	Dep	Medical	Dental	Vision
0 to 19	20	22	42	0	0	0	0	42	0	0
20 to 25	27	26	53	0	0	0	0	53	0	0
26 to 29	33	30	63	0	0	0	0	63	0	0
30 to 39	107	92	199	0	0	0	0	199	0	0
40 to 49	118	159	277	0	0	0	0	277	0	0
50 to 59	156	221	377	0	0	0	0	377	0	0
60 to 64	72	105	177	0	0	0	0	177	0	0
65 and Older	23	49	72	0	0	0	0	72	0	0
<b>Totals</b>	<b>556</b>	<b>704</b>	<b>1260</b>	<b>0</b>	<b>0</b>	<b>0</b>	<b>0</b>	<b>1260</b>	<b>0</b>	<b>0</b>
<b>Average Age</b>	<b>45.61</b>	<b>48.66</b>	<b>47.31</b>	<b>0.00</b>	<b>0.00</b>	<b>0.00</b>	<b>0.00</b>	<b>47.31</b>	<b>0.00</b>	<b>0.00</b>

Top Paid			Plan Payment by Age & Claimant Type			
Name	Claim Count	Paid	Census Date: 7/31/2022	Employee	Spouse	Dependent
Adventhealth Fish	49	\$54,437	0 to 19	\$1,537	\$0	\$0
Medical Center Of Deltona	16	\$52,056	20 to 25	\$5,423	\$0	\$0
Halifax Hospital Medical	9	\$34,124	26 to 29	\$1,098	\$0	\$0
Adventhealth Deland	31	\$24,364	30 to 39	\$21,952	\$0	\$0
Quest Diagnostics Tampa	169	\$11,032	40 to 49	\$100,647	\$0	\$0
Florida Cancer Specialists	35	\$9,078	50 to 59	\$92,696	\$0	\$0
Deland Dialysis	33	\$8,952	60 to 64	\$48,642	\$0	\$0
6 Radiology Associates	60	\$8,246	65 and Older	\$20,476	\$0	\$0
Blue Springs Surgery	2	\$8,200	<b>Totals</b>	<b>\$292,470</b>	<b>\$0</b>	<b>\$0</b>
Orange City Surgery	9	\$4,900				

Claims Paid by Month		Average Lag & Average Spend (rolling 12 months)			
January 22	\$741,009	Product	Avg Paid per Day	Avg Lag Days	Lag Dollars
February 22	\$695,072	Medical	\$18,518	46	\$851,828
March 22	\$585,388	RX	\$0	585	\$0
April 22	\$749,550	<b>Total:</b>			<b>\$851,828</b>
May 22	\$566,392				
June 22	\$576,451				
July 22	\$292,470				
<b>Total:</b>	<b>\$4,206,332</b>				



# Executive Summary for 00532

Client:

West Volusia Hospital Authority

Department: All

Paid Dates:

7/1/2022 to 7/31/2022

Benefit Plan: All

Location:

All

TIN: All

Benefit Analysis								
Benefit Category	Line Counts	Charges	Disallowed	Allowed	Member	Adjustments	Plan Paid	% of Total
ALLERGY CARE	2	\$1,370	\$894	\$476	\$0	\$0	\$476	0.16%
AMBULANCE	2	\$784	\$784	\$0	\$0	\$0	\$0	0.00%
ANESTHESIA	20	\$38,372	\$35,450	\$2,922	\$0	\$0	\$2,922	1.00%
CHIROPRACTIC	3	\$273	\$147	\$126	\$10	\$0	\$116	0.04%
COVID-19	28	\$5,360	\$5,102	\$258	\$0	\$0	\$258	0.09%
DIALYSIS	73	\$507,676	\$492,239	\$15,437	\$0	\$0	\$15,437	5.28%
DME/APPLIANCE	3	\$750	\$750	\$0	\$0	\$0	\$0	0.00%
EMERG ROOM CHRGS	230	\$364,216	\$334,845	\$29,371	\$1,879	\$0	\$27,492	9.40%
INELIGIBLE	243	\$145,772	\$145,665	\$107	\$0	\$0	\$107	0.04%
INPATIENT PHYS	116	\$19,074	\$13,838	\$5,235	\$0	\$0	\$5,235	1.79%
IP HOSP CHARGES	38	\$451,494	\$366,293	\$85,201	\$550	\$0	\$84,651	28.94%
MATERNITY	2	\$2,550	\$2,550	\$0	\$0	\$0	\$0	0.00%
MEDICAL MISC	2	\$0	\$0	\$0	\$0	\$0	\$0	0.00%
OFFICE VISIT	713	\$57,998	\$36,319	\$21,679	\$1,850	\$0	\$19,829	6.78%
OP PHYSICIAN	129	\$51,860	\$45,236	\$6,625	\$118	\$0	\$6,506	2.22%
OTHER	240	\$10,900	\$10,900	\$0	\$0	-\$1,494	\$1,494	0.51%
OUTPAT HOSP	16	\$11,389	\$10,076	\$1,313	\$50	\$0	\$1,263	0.43%
PSYCHIATRIC	76	\$26,990	\$16,652	\$10,338	\$245	\$0	\$10,093	3.45%
RADIATION /CHEMO	18	\$23,067	\$14,741	\$8,326	\$14	\$0	\$8,312	2.84%
SLEEP DISORDER	6	\$310	\$310	\$0	\$0	\$0	\$0	0.00%
SUBS ABUSE	4	\$55,228	\$39,255	\$15,973	\$0	\$0	\$15,973	5.46%
SURG FACILITY	22	\$261,880	\$216,447	\$45,434	\$400	\$0	\$45,034	15.40%
SURGERY	164	\$38,108	\$37,595	\$514	\$0	\$0	\$514	0.18%
SURGERY IP	8	\$17,664	\$16,433	\$1,232	\$0	\$0	\$1,232	0.42%
SURGERY OP	31	\$1,539	-\$4,468	\$6,007	\$0	\$0	\$6,007	2.05%
THERAPY	149	\$16,469	\$13,594	\$2,875	\$230	\$0	\$2,645	0.90%
URGENT CARE	4	\$751	\$642	\$109	\$25	\$0	\$84	0.03%
VISION	4	-\$550	-\$550	\$0	\$0	\$0	\$0	0.00%
WELLNESS	702	\$24,724	\$19,733	\$4,991	\$0	\$0	\$4,991	1.71%
XRAY/ LAB	2067	\$287,480	\$254,565	\$32,915	\$1,116	\$0	\$31,800	10.87%
<b>Totals:</b>	<b>5115</b>	<b>\$2,423,499</b>	<b>\$2,126,035</b>	<b>\$297,464</b>	<b>\$6,488</b>	<b>-\$1,494</b>	<b>\$292,470</b>	

Client: West Volusia Hospital Authority  
 Paid Dates: 1/1/2022 to 7/31/2022  
 Location: All

Department: All  
 Benefit Plan: All  
 TIN: All

Plan Experience Summary			Cash Flow Summary		Disallowed Charges by Category		
Claim Counts	57734		Charges	\$42,509,301	Disallowed Category	Amount	% of Gross
Claim Type	Total Paid	Per EE/Mo	less Disallowed	\$38,212,913	Addl Info Not Provided	\$1,527,597	3.59%
Medical	\$4,206,332	\$477	Allowed	\$4,296,388	Duplicate Charges	\$6,566,099	15.45%
Professional	\$1,616,264	\$183	less Member	\$90,495	Not Medically...	\$12,802	0.03%
Facility	\$2,590,068	\$294	less Adjustments	-\$439	Plan Limitations	\$9,745,976	22.93%
PBM	\$0	\$0	Paid Benefit	\$4,206,332	UCR Reductions	\$1,936	0.00%
<b>Total Plan Paid:</b>	<b>\$4,206,332</b>	<b>\$477</b>	plus Admin Costs	\$493,750	Other	\$20,358,502	47.89%
			<b>Total Plan Paid:</b>	<b>\$4,700,082</b>	<b>Total:</b>	<b>\$38,212,913</b>	<b>89.89%</b>

Census										
Census Date: 7/31/2022	Male Emp	Female Emp	Total Employees	Male Spouse	Female Spouse	Male Dep	Female Dep	Total Medical	Total Dental	Total Vision
0 to 19	20	22	42	0	0	0	0	42	0	0
20 to 25	27	26	53	0	0	0	0	53	0	0
26 to 29	33	30	63	0	0	0	0	63	0	0
30 to 39	107	92	199	0	0	0	0	199	0	0
40 to 49	118	159	277	0	0	0	0	277	0	0
50 to 59	156	221	377	0	0	0	0	377	0	0
60 to 64	72	105	177	0	0	0	0	177	0	0
65 and Older	23	49	72	0	0	0	0	72	0	0
<b>Totals</b>	<b>556</b>	<b>704</b>	<b>1260</b>	<b>0</b>	<b>0</b>	<b>0</b>	<b>0</b>	<b>1260</b>	<b>0</b>	<b>0</b>
<b>Average Age</b>	<b>45.61</b>	<b>48.66</b>	<b>47.31</b>	<b>0.00</b>	<b>0.00</b>	<b>0.00</b>	<b>0.00</b>	<b>47.31</b>	<b>0.00</b>	<b>0.00</b>

Top Paid			Plan Payment by Age & Claimant Type			
Name	Claim Count	Paid	Census Date: 7/31/2022	Employee	Spouse	Dependent
Medical Center Of Deltona	284	\$956,259	0 to 19	\$6,695	\$0	\$0
Adventhealth Deland	474	\$552,817	20 to 25	\$114,708	\$0	\$0
Adventhealth Fish	443	\$522,927	26 to 29	\$83,666	\$0	\$0
Halifax Hospital Medical	90	\$357,800	30 to 39	\$415,908	\$0	\$0
Florida Cancer Specialists	554	\$232,555	40 to 49	\$927,665	\$0	\$0
Quest Diagnostics Tampa	3387	\$224,957	50 to 59	\$1,463,885	\$0	\$0
6 Radiology Associates	873	\$103,953	60 to 64	\$781,638	\$0	\$0
Orange City Surgery	126	\$68,814	65 and Older	\$412,167	\$0	\$0
Orange City Surgery	125	\$67,546	<b>Totals</b>	<b>\$4,206,332</b>	<b>\$0</b>	<b>\$0</b>
Deland Dialysis	497	\$66,507				

Claims Paid by Month		Average Lag & Average Spend (rolling 12 months)			
January 22	\$741,009	Product	Avg Paid per Day	Avg Lag Days	Lag Dollars
February 22	\$695,072	Medical	\$18,518	46	\$851,828
March 22	\$585,388	RX	\$0	585	\$0
April 22	\$749,550	<b>Total:</b>			<b>\$851,828</b>
May 22	\$566,392				
June 22	\$576,451				
July 22	\$292,470				
<b>Total:</b>	<b>\$4,206,332</b>				



# Executive Summary for 00532

Client:

West Volusia Hospital Authority

Department: All

Paid Dates:

1/1/2022 to 7/31/2022

Benefit Plan: All

Location:

All

TIN: All

Benefit Analysis								
Benefit Category	Line Counts	Charges	Disallowed	Allowed	Member	Adjustments	Plan Paid	% of Total
ALLERGY CARE	15	\$8,873	\$6,044	\$2,829	\$100	\$0	\$2,729	0.06%
AMBULANCE	20	\$67,178	\$67,178	\$0	\$0	\$0	\$0	0.00%
ANESTHESIA	299	\$494,382	\$432,337	\$62,045	\$0	\$0	\$62,045	1.48%
CHIROPRATIC	184	\$10,822	\$7,157	\$3,665	\$560	\$0	\$3,105	0.07%
COVID-19	346	\$44,781	\$40,071	\$4,710	\$0	\$0	\$4,710	0.11%
DIALYSIS	732	\$9,870,153	\$9,775,039	\$95,114	\$0	\$0	\$95,114	2.26%
DME/APPLIANCE	52	\$40,969	\$40,969	\$0	\$0	\$0	\$0	0.00%
EMERG ROOM CHRGS	2868	\$6,323,360	\$5,411,171	\$912,189	\$21,869	\$0	\$890,320	21.17%
HOME HEALTH CARE	1	\$30	\$30	\$0	\$0	\$0	\$0	0.00%
HOSPICE CARE	1	\$24,730	\$24,730	\$0	\$0	\$0	\$0	0.00%
INELIGIBLE	2356	\$1,390,866	\$1,390,759	\$107	\$0	\$0	\$107	0.00%
INPATIENT PHYS	1289	\$264,013	\$201,512	\$62,501	\$0	\$0	\$62,501	1.49%
IP HOSP CHARGES	558	\$7,876,124	\$6,964,971	\$911,154	\$7,575	\$0	\$903,579	21.48%
MATERNITY	13	\$19,350	\$19,206	\$144	\$0	\$0	\$144	0.00%
MEDICAL MISC	300	\$104,673	\$83,881	\$20,792	\$884	\$0	\$19,908	0.47%
OFFICE VISIT	6949	\$773,583	\$485,354	\$288,230	\$23,719	\$0	\$264,510	6.29%
OP PHYSICIAN	1606	\$3,498,129	\$3,432,154	\$65,976	\$1,182	\$0	\$64,794	1.54%
OTHER	1690	\$19,200	\$19,040	\$160	\$0	-\$439	\$599	0.01%
OUTPAT HOSP	169	\$2,504,176	\$2,458,549	\$45,627	\$1,662	\$0	\$43,965	1.05%
PSYCHIATRIC	931	\$230,487	\$138,820	\$91,667	\$4,530	\$0	\$87,137	2.07%
RADIATION /CHEMO	461	\$623,454	\$443,364	\$180,090	\$149	\$0	\$179,942	4.28%
REHAB	1	\$27,019	\$27,019	\$0	\$0	\$0	\$0	0.00%
SLEEP DISORDER	28	\$1,742	\$1,742	\$0	\$0	\$0	\$0	0.00%
SUBS ABUSE	7	\$70,246	\$50,105	\$20,142	\$0	\$0	\$20,142	0.48%
SURG FACILITY	258	\$3,294,930	\$2,638,389	\$656,541	\$4,700	\$0	\$651,841	15.50%
SURGERY	1238	\$183,650	\$154,478	\$29,171	\$0	\$0	\$29,171	0.69%
SURGERY IP	106	\$200,287	\$175,286	\$25,001	\$0	\$0	\$25,001	0.59%
SURGERY OP	625	\$979,872	\$780,838	\$199,034	\$10	\$0	\$199,024	4.73%
THERAPY	1921	\$187,375	\$133,007	\$54,368	\$4,715	\$0	\$49,653	1.18%
URGENT CARE	14	\$3,855	\$3,319	\$536	\$125	\$0	\$411	0.01%
VISION	17	\$1,278	\$1,278	\$0	\$0	\$0	\$0	0.00%
WELLNESS	10332	\$519,027	\$411,067	\$107,960	-\$4	\$0	\$107,965	2.57%
XRAY/ LAB	23921	\$2,850,687	\$2,394,051	\$456,636	\$18,720	\$0	\$437,917	10.41%
<b>Totals:</b>	<b>59308</b>	<b>\$42,509,301</b>	<b>\$38,212,913</b>	<b>\$4,296,388</b>	<b>\$90,495</b>	<b>-\$439</b>	<b>\$4,206,332</b>	



## PCORI Membership Count

Block of Business ID: EBMSI  
Client ID: 00532

Eligibility Date: : 1/1/2022 to 7/31/2022

Month-Year	Employee Count	Dependent Count	Total Member
00532-West Volusia Hospital Authority			
1/1/2022	1341	0	1341
2/1/2022	1325	0	1325
3/1/2022	1337	0	1337
4/1/2022	1338	0	1338
5/1/2022	1344	0	1344
6/1/2022	1359	0	1359
7/1/2022	1351	0	1351
<b>Total Member Days</b>			
1,342.14			



## Enrollment Counts by Postal Code

Block of Business ID:  
Client ID:

EBMSI  
00532

As Of Date: 7/31/2022

Postal Code	Employee Count	Dependent Count	Total Count
32105	1	0	1
32130	47	0	47
32180	73	0	73
32190	24	0	24
32713	39	0	39
32720	328	0	328
32724	215	0	215
32725	224	0	224
32738	194	0	194
32744	17	0	17
32763	90	0	90
32764	8	0	8
<b>Total</b>	1260	0	1260





## Tier Census by Product 7/1/2022

Block of Business ID: EBMSI  
Client ID: 00532  
Status: A,C,NC,R,V

Products: MM,DE,VI

### 00532 : West Volusia Hospital Authority

Medical	Status	Coverage Level	Total Members	Male Members	Female Members	Male Spouses	Female Spouses	Male Dependents	Female Dependents	Total Enrolled
	Active	Employee Only	1275	557	718	0	0	0	0	1275
		Subtotal for Active:	1275	557	718	0	0	0	0	1275
		<b>Total for Medical:</b>	1275	557	718	0	0	0	0	1275

Requested by: ReportScheduler from p316 data [P316]

Generated at: 08:33:04 on 04 August 2022

Jv-1.28.5.0

Yes



## Tier Census by Product 7/15/2022

Block of Business ID: EBMSI  
Client ID: 00532  
Status: A,C,NC,R,V

Products: MM,DE,VI

### 00532 : West Volusia Hospital Authority

Medical	Status	Coverage Level	Total Members	Male Members	Female Members	Male Spouses	Female Spouses	Male Dependents	Female Dependents	Total Enrolled
	Active	Employee Only	1237	545	692	0	0	0	0	1237
		Subtotal for Active:	1237	545	692	0	0	0	0	1237
		Total for Medical:	1237	545	692	0	0	0	0	1237

Requested by: ReportScheduler from p316 data [P316]

Generated at: 01:30:05 on 15 July 2022



# Benefit Analysis Summary

Block of Business ID: EBMSI  
 Client ID: 00532  
 Paid Date: 7/1/2022 to 7/31/2022

	Line Count	Charge	Ineligible	Cost Savings	Allowed	Patient Responsibility	Adjustments	Paid	% Paid
00532-West Volusia Hospital Authority									
ALLERGY CARE	2	1,370.00	0.00	893.51	476.49	0.00	0.00	476.49	0.16%
AMBULANCE	2	784.00	784.00	0.00	0.00	0.00	0.00	0.00	0.00%
ANESTHESIA	20	38,372.20	23,684.90	11,765.48	2,921.82	0.00	0.00	2,921.82	1.00%
CHIROPRACTIC	3	272.70	0.00	146.95	125.75	10.00	0.00	115.75	0.04%
COVID-19	28	5,359.55	3,213.35	1,888.24	257.96	0.00	0.00	257.96	0.09%
DIALYSIS	73	507,676.10	271,543.40	220,695.55	15,437.15	0.00	0.00	15,437.15	5.28%
DME/APPLIANCE	3	750.00	750.00	0.00	0.00	0.00	0.00	0.00	0.00%
EMERG ROOM...	230	364,215.94	131,499.54	203,345.23	29,371.17	1,879.33	0.00	27,491.84	9.40%
INELIGIBLE	243	145,772.34	145,613.86	51.32	107.16	0.00	0.00	107.16	0.04%
INPATIENT PHYS	116	19,073.78	8,725.00	5,113.29	5,235.49	0.00	0.00	5,235.49	1.79%
IP HOSP CHARGES	38	451,493.96	10,051.27	356,241.74	85,200.95	550.00	0.00	84,650.95	28.94%
MATERNITY	2	2,550.00	2,550.00	0.00	0.00	0.00	0.00	0.00	0.00%
MEDICAL MISC	2	0.02	0.02	0.00	0.00	0.00	0.00	0.00	0.00%
OFFICE VISIT	713	57,997.95	6,662.54	29,656.07	21,679.34	1,850.00	0.00	19,829.34	6.78%
OP PHYSICIAN	129	51,860.44	-25,746.55	70,982.26	6,624.73	118.49	0.00	6,506.24	2.22%
OTHER	249	10,900.00	10,900.00	0.00	0.00	0.00	-1,494.49	1,494.49	0.51%
OUTPAT HOSP	16	11,389.36	6,700.36	3,376.08	1,312.92	50.00	0.00	1,262.92	0.43%
PSYCHIATRIC	76	26,989.82	983.64	15,668.16	10,338.02	245.00	0.00	10,093.02	3.45%
RADIATION /CHEMO	18	23,067.00	0.00	14,740.60	8,326.40	14.38	0.00	8,312.02	2.84%
SLEEP DISORDER	6	310.14	310.14	0.00	0.00	0.00	0.00	0.00	0.00%
SUBS ABUSE	4	55,228.25	0.00	39,255.08	15,973.17	0.00	0.00	15,973.17	5.46%
SURG FACILITY	22	261,880.26	0.00	216,446.57	45,433.69	400.00	0.00	45,033.69	15.40%
SURGERY	164	38,108.18	8,091.00	29,503.67	513.51	0.00	0.00	513.51	0.18%
SURGERY IP	8	17,664.44	13,235.44	3,197.31	1,231.69	0.00	0.00	1,231.69	0.42%
SURGERY OP	31	1,539.43	-618.00	-3,849.71	6,007.14	0.00	0.00	6,007.14	2.05%
THERAPY	149	16,468.59	10,126.59	3,467.48	2,874.52	230.00	0.00	2,644.52	0.90%
URGENT CARE	4	751.00	429.00	213.23	108.77	25.00	0.00	83.77	0.03%
VISION	4	-550.00	-550.00	0.00	0.00	0.00	0.00	0.00	0.00%
WELLNESS	702	24,723.79	2,677.20	17,055.78	4,990.81	0.00	0.00	4,990.81	1.71%
XRAY/ LAB	2067	287,479.75	112,879.88	141,684.71	32,915.16	1,115.61	0.00	31,799.55	10.87%
<b>Totals for 00532</b>	5124	2,423,498.99	744,496.58	1,381,538.60	297,463.81	6,487.81	-1,494.49	292,470.49	

Requested by: ReportScheduler from p316 data [P316]

Generated at: 06:12:54 on 01 August 2022



# Benefit Analysis Summary

Block of Business ID: EBMSI  
 Client ID: 00532  
 Paid Date: 1/1/2022 to 7/31/2022

	Line Count	Charge	Ineligible	Cost Savings	Allowed	Patient Responsibility	Adjustments	Paid	% Paid
00532-West Volusia Hospital Authority									
ALLERGY CARE	15	8,873.00	800.00	5,243.92	2,829.08	100.00	0.00	2,729.08	0.06%
AMBULANCE	20	67,177.84	67,177.84	0.00	0.00	0.00	0.00	0.00	0.00%
ANESTHESIA	299	494,381.61	143,813.68	288,523.31	62,044.62	0.00	0.00	62,044.62	1.48%
CHIROPRACTIC	184	10,822.04	3,337.30	3,819.26	3,665.48	560.00	0.00	3,105.48	0.07%
COVID-19	346	44,780.85	25,974.05	14,097.18	4,709.62	0.00	0.00	4,709.62	0.11%
DIALYSIS	732	9,870,153.25	7,402,565.45	2,372,473.65	95,114.15	0.00	0.00	95,114.15	2.26%
DME/APPLIANCE	52	40,969.00	40,969.00	0.00	0.00	0.00	0.00	0.00	0.00%
EMERG ROOM...	2868	6,323,359.57	533,288.98	4,877,882.05	912,188.54	21,868.65	0.00	890,319.89	21.17%
HOME HEALTH CARE	1	30.00	0.00	29.96	0.04	0.00	0.00	0.04	0.00%
HOSPICE CARE	1	24,730.05	24,730.05	0.00	0.00	0.00	0.00	0.00	0.00%
INELIGIBLE	2356	1,390,865.95	1,390,757.22	1.57	107.16	0.00	0.00	107.16	0.00%
INPATIENT PHYS	1289	264,012.99	125,499.84	76,012.25	62,500.90	0.00	0.00	62,500.90	1.49%
IP HOSP CHARGES	558	7,876,124.32	2,403,956.68	4,561,013.85	911,153.79	7,575.00	0.00	903,578.79	21.48%
MATERNITY	13	19,350.00	18,750.00	456.28	143.72	0.00	0.00	143.72	0.00%
MEDICAL MISC	300	104,672.84	16,336.84	67,543.70	20,792.30	883.86	0.00	19,908.44	0.47%
OFFICE VISIT	6949	773,583.05	96,496.48	388,857.03	288,229.54	23,719.06	0.00	264,510.48	6.29%
OP PHYSICIAN	1606	3,498,129.47	2,591,707.79	840,446.09	65,975.59	1,181.67	0.00	64,793.92	1.54%
OTHER	1822	19,200.00	18,800.00	240.00	160.00	0.00	-438.71	598.71	0.01%
OUTPAT HOSP	169	2,504,176.19	1,897,845.80	560,702.98	45,627.41	1,662.44	0.00	43,964.97	1.05%
PSYCHIATRIC	931	230,486.94	34,400.40	104,419.58	91,666.96	4,530.00	0.00	87,136.96	2.07%
RADIATION /CHEMO	461	623,454.01	74,621.43	368,742.12	180,090.46	148.70	0.00	179,941.76	4.28%
REHAB	1	27,018.96	27,018.96	0.00	0.00	0.00	0.00	0.00	0.00%
SLEEP DISORDER	28	1,742.08	1,742.08	0.00	0.00	0.00	0.00	0.00	0.00%
SUBS ABUSE	7	70,246.41	2,650.00	47,454.66	20,141.75	0.00	0.00	20,141.75	0.48%
SURG FACILITY	258	3,294,929.66	91,080.96	2,547,307.63	656,541.07	4,700.00	0.00	651,841.07	15.50%
SURGERY	1238	183,649.54	9,503.01	144,975.31	29,171.22	0.00	0.00	29,171.22	0.69%
SURGERY IP	106	200,286.91	95,113.67	80,172.50	25,000.74	0.00	0.00	25,000.74	0.59%
SURGERY OP	625	979,871.97	177,475.49	603,362.75	199,033.73	9.98	0.00	199,023.75	4.73%
THERAPY	1921	187,375.08	59,215.62	73,791.36	54,368.10	4,715.23	0.00	49,652.87	1.18%
URGENT CARE	14	3,855.00	2,168.00	1,151.32	535.68	125.00	0.00	410.68	0.01%
VISION	17	1,278.00	1,278.00	0.00	0.00	0.00	0.00	0.00	0.00%
WELLNESS	10332	519,026.89	-60,156.40	471,223.12	107,960.17	-4.36	0.00	107,964.53	2.57%
XRAY/ LAB	23921	2,850,687.14	465,115.47	1,928,935.48	456,636.19	18,719.51	0.00	437,916.68	10.41%

Requested by: ReportScheduler from p316 data [P316]

Generated at: 06:06:25 on 01 August 2022



## Benefit Analysis Summary

Block of Business ID: EBMSI  
Client ID: 00532  
Paid Date: 1/1/2022 to 7/31/2022

	Line Count	Charge	Ineligible	Cost Savings	Allowed	Patient Responsibility	Adjustments	Paid	% Paid
Totals for 00532	59440	42,509,300.61	17,784,033.69	20,428,878.91	4,296,388.01	90,494.74	-438.71	4,206,331.98	

Block of Business ID: EBMSI  
 Client ID: 00532  
 Paid Date: 7/1/2022 to 7/31/2022

Products: MM, DE, RX, VI

ClientId	Client Name	CategoryId	Category Description	Unique Patients	Claim Count	Paid Amount	Percent of Total
00532	West Volusia Hospital Authority	02	Neoplasms	21	29	32,913.19	11.25%
00532	West Volusia Hospital Authority	13	Diseases of the Musculoskeletal System & Connective Tissue	70	98	31,512.84	10.77%
00532	West Volusia Hospital Authority	11	Diseases of the Digestive System	42	56	31,325.86	10.71%
00532	West Volusia Hospital Authority	05	Mental, Behavioral and Neurodevelopmental disorders	44	56	30,404.36	10.40%
00532	West Volusia Hospital Authority	14	Diseases of the Genitourinary System	50	87	28,790.29	9.84%
00532	West Volusia Hospital Authority	18	Symptoms, signs and abnormal clinical and laboratory findings, not elsewhere...	87	106	25,610.22	8.76%
00532	West Volusia Hospital Authority	01	Certain infectious and parasitic disease	11	14	22,148.47	7.57%
00532	West Volusia Hospital Authority	21	Factors Influencing Health Status and Contact with Health Services	71	82	16,733.11	5.72%
00532	West Volusia Hospital Authority	09	Diseases of Circulatory System	38	62	15,398.55	5.26%
00532	West Volusia Hospital Authority	19	Injury, Poisoning and Certain Other Consequences of External Causes	15	22	14,050.81	4.80%
00532	West Volusia Hospital Authority	10	Diseases of the Respiratory System	19	24	13,143.59	4.49%
00532	West Volusia Hospital Authority	04	Endocrine, nutritional and metabolic diseases	57	72	12,448.91	4.26%
00532	West Volusia Hospital Authority	06	Diseases of the nervous system	14	16	8,900.65	3.04%
00532	West Volusia Hospital Authority	07	Diseases of the eye & adnexa	14	20	3,113.78	1.06%
00532	West Volusia Hospital Authority	12	Diseases of the skin & subcutaneous tissue	11	12	1,787.93	0.61%
00532	West Volusia Hospital Authority	22	Codes for Special Purposes	3	4	1,651.29	0.56%
00532	West Volusia Hospital Authority	03	Diseases of the blood and blood-forming organs & disorders involving the...	12	13	1,084.28	0.37%
00532	West Volusia Hospital Authority	08	Diseases of the ear & mastoid process	5	7	819.89	0.28%
00532	West Volusia Hospital Authority	15	Pregnancy, childbirth and the puerperium	4	5	529.26	0.18%
00532	West Volusia Hospital Authority	17	Congenital malformations, deformations and chromosomal abnormalities	1	1	103.21	0.04%
				589	786	292,470.49	100.00%

Block of Business ID: EBMSI  
 Client ID: 00532  
 Paid Date: 1/1/2022 to 7/31/2022

Products: MM, DE, RX, VI

ClientId	Client Name	CategoryId	Category Description	Unique Patients	Claim Count	Paid Amount	Percent of Total
00532	West Volusia Hospital Authority	13	Diseases of the Musculoskeletal System & Connective Tissue	396	1528	592,610.65	14.09%
00532	West Volusia Hospital Authority	11	Diseases of the Digestive System	260	846	541,782.25	12.88%
00532	West Volusia Hospital Authority	14	Diseases of the Genitourinary System	270	806	389,411.43	9.26%
00532	West Volusia Hospital Authority	02	Neoplasms	142	542	380,660.59	9.05%
00532	West Volusia Hospital Authority	18	Symptoms, signs and abnormal clinical and laboratory findings, not elsewhere...	593	1782	373,548.27	8.88%
00532	West Volusia Hospital Authority	09	Diseases of Circulatory System	271	685	313,496.47	7.45%
00532	West Volusia Hospital Authority	21	Factors Influencing Health Status and Contact with Health Services	810	1588	272,757.12	6.48%
00532	West Volusia Hospital Authority	01	Certain infectious and parasitic disease	114	282	249,034.88	5.92%
00532	West Volusia Hospital Authority	04	Endocrine, nutritional and metabolic diseases	511	1115	220,377.76	5.24%
00532	West Volusia Hospital Authority	19	Injury, Poisoning and Certain Other Consequences of External Causes	115	314	185,726.96	4.42%
00532	West Volusia Hospital Authority	10	Diseases of the Respiratory System	138	420	169,966.45	4.04%
00532	West Volusia Hospital Authority	05	Mental, Behavioral and Neurodevelopmental disorders	206	830	156,930.11	3.73%
00532	West Volusia Hospital Authority	22	Codes for Special Purposes	35	121	110,036.26	2.62%
00532	West Volusia Hospital Authority	06	Diseases of the nervous system	120	228	80,874.61	1.92%
00532	West Volusia Hospital Authority	12	Diseases of the skin & subcutaneous tissue	89	175	61,778.60	1.47%
00532	West Volusia Hospital Authority	03	Diseases of the blood and blood-forming organs & disorders involving the...	98	328	56,777.55	1.35%
00532	West Volusia Hospital Authority	07	Diseases of the eye & adnexa	73	146	27,719.92	0.66%
00532	West Volusia Hospital Authority	15	Pregnancy, childbirth and the puerperium	18	89	10,874.81	0.26%
00532	West Volusia Hospital Authority	08	Diseases of the ear & mastoid process	22	42	6,324.54	0.15%
00532	West Volusia Hospital Authority	17	Congenital malformations, deformations and chromosomal abnormalities	3	4	5,642.75	0.13%
				4284	11871	4,206,331.98	100.00%

Block of Business ID: EBMSI  
 Client ID: 00532  
 Paid Date: 7/1/2022 to 7/31/2022

Products: MM, DE, RX, VI

ClientId	Client Name	CategoryId	Category Description	Unique Patients	Claim Count	Paid Amount	Percent of Total
00532	West Volusia Hospital Authority	02.19	Benign neoplasms, except benign neuroendocrine tumors	9	10	21,700.60	7.42%
00532	West Volusia Hospital Authority	01.04	Other bacterial diseases	2	2	20,846.48	7.13%
00532	West Volusia Hospital Authority	05.02	Mental and behavioral disorders due to psychoactive substance use	3	3	17,905.38	6.12%
00532	West Volusia Hospital Authority	14.03	Acute kidney failure and chronic kidney disease	19	43	16,320.26	5.58%
00532	West Volusia Hospital Authority	18.02	Symptoms and signs involving the digestive system and abdomen	18	21	13,405.67	4.58%
00532	West Volusia Hospital Authority	11.02	Diseases of esophagus, stomach and duodenum	17	23	12,394.30	4.24%
00532	West Volusia Hospital Authority	13.09	Spondylopathies	11	14	10,690.54	3.66%
00532	West Volusia Hospital Authority	10.04	Other diseases of upper respiratory tract	4	6	9,737.79	3.33%
00532	West Volusia Hospital Authority	13.13	Other soft tissue disorders	14	15	9,535.65	3.26%
00532	West Volusia Hospital Authority	02.08	Malignant neoplasms of breast	4	8	8,435.60	2.88%
00532	West Volusia Hospital Authority	21.01	Persons encountering health services for examinations	46	51	7,792.99	2.66%
00532	West Volusia Hospital Authority	19.18	Poisoning by, adverse effects of and underdosing of drugs, medicaments and...	1	1	7,306.88	2.50%
00532	West Volusia Hospital Authority	04.01	Disorders of thyroid gland	7	7	6,536.55	2.23%
00532	West Volusia Hospital Authority	06.08	Polyneuropathies and other disorders of the peripheral nervous system	1	1	6,523.06	2.23%
00532	West Volusia Hospital Authority	05.03	Schizophrenia, schizotypal, delusional, and other non-mood psychotic disorders	3	3	6,215.31	2.13%
00532	West Volusia Hospital Authority	11.06	Other diseases of intestines	10	11	6,177.00	2.11%
00532	West Volusia Hospital Authority	09.07	Cerebrovascular diseases	5	10	6,010.03	2.05%
00532	West Volusia Hospital Authority	11.04	Hernia	3	4	5,875.62	2.01%
00532	West Volusia Hospital Authority	11.08	Diseases of liver	5	9	5,873.84	2.01%
00532	West Volusia Hospital Authority	13.10	Other dorsopathies	21	25	4,851.48	1.66%
00532	West Volusia Hospital Authority	21.09	Encounters for other specific health care	1	1	4,841.12	1.66%
00532	West Volusia Hospital Authority	14.02	Renal tubulo-interstitial diseases	3	5	4,145.47	1.42%
00532	West Volusia Hospital Authority	18.01	Symptoms and signs involving the circulatory and respiratory systems	18	20	3,759.26	1.29%
00532	West Volusia Hospital Authority	14.04	Urolithiasis	3	5	3,560.23	1.22%
00532	West Volusia Hospital Authority	04.02	Diabetes mellitus	31	38	3,536.36	1.21%
00532	West Volusia Hospital Authority	05.04	Mood [affective] disorders	24	30	3,525.62	1.21%
00532	West Volusia Hospital Authority	18.08	General symptoms and signs	18	20	3,524.08	1.20%
00532	West Volusia Hospital Authority	09.04	Ischemic heart diseases	6	9	2,909.80	0.99%
00532	West Volusia Hospital Authority	13.04	Osteoarthritis	11	14	2,896.96	0.99%
00532	West Volusia Hospital Authority	09.03	Hypertensive diseases	19	26	2,680.84	0.92%

Requested by: ReportScheduler from p316 data [P316]

Generated at: 02:01:57 on 01 August 2022



Block of Business ID: EBMSI  
 Client ID: 00532  
 Paid Date: 7/1/2022 to 7/31/2022

Products: MM, DE, RX, VI

ClientId	Client Name	CategoryId	Category Description	Unique Patients	Claim Count	Paid Amount	Percent of Total
00532	West Volusia Hospital Authority	09.09	Diseases of veins, lymphatic vessels and lymph nodes, not elsewhere classified	3	8	2,423.64	0.83%
00532	West Volusia Hospital Authority	19.22	Complications of surgical and medical care, not elsewhere classified	2	5	2,316.13	0.79%
00532	West Volusia Hospital Authority	05.05	Anxiety, dissociative, stress-related, somatoform and other nonpsychotic...	11	15	2,186.60	0.75%
00532	West Volusia Hospital Authority	04.09	Metabolic disorders	18	24	2,150.07	0.74%
00532	West Volusia Hospital Authority	21.07	Persons with potential health hazards related to communicable diseases	13	14	1,989.84	0.68%
00532	West Volusia Hospital Authority	02.17	Malignant neoplasms of lymphoid, hematopoietic and related tissue	3	3	1,922.99	0.66%
00532	West Volusia Hospital Authority	06.06	Episodic and paroxysmal disorders	8	9	1,880.25	0.64%
00532	West Volusia Hospital Authority	19.01	Injuries to the head	1	2	1,825.87	0.62%
00532	West Volusia Hospital Authority	13.05	Other joint disorders	10	16	1,710.57	0.58%
00532	West Volusia Hospital Authority	18.03	Symptoms and signs involving the skin and subcutaneous tissue	7	11	1,706.08	0.58%
00532	West Volusia Hospital Authority	14.07	Diseases of male genital organs	10	10	1,700.36	0.58%
00532	West Volusia Hospital Authority	22.1	Emergency Use 2019-nCoV acute respiratory disease	3	4	1,651.29	0.56%
00532	West Volusia Hospital Authority	21.15	Persons with potential health hazards related to family and personal history...	8	10	1,450.94	0.50%
00532	West Volusia Hospital Authority	09.06	Other forms of heart disease	7	7	1,362.66	0.47%
00532	West Volusia Hospital Authority	14.10	Noninflammatory disorders of female genital tract	7	9	1,355.30	0.46%
00532	West Volusia Hospital Authority	10.02	Influenza and pneumonia	2	2	1,303.41	0.45%
00532	West Volusia Hospital Authority	07.04	Disorders of lens	5	5	1,243.66	0.43%
00532	West Volusia Hospital Authority	18.12	Abnormal findings on diagnostic imaging and in function studies, without...	12	12	1,210.95	0.41%
00532	West Volusia Hospital Authority	10.05	Chronic lower respiratory diseases	9	12	1,133.62	0.39%
00532	West Volusia Hospital Authority	07.06	Glaucoma	5	8	1,058.34	0.36%
00532	West Volusia Hospital Authority	18.06	Symptoms and signs involving cognition, perception, emotional state and...	7	8	999.73	0.34%
00532	West Volusia Hospital Authority	19.09	Injuries to the knee and lower leg	3	6	851.24	0.29%
00532	West Volusia Hospital Authority	13.11	Disorders of muscles	2	5	826.90	0.28%
00532	West Volusia Hospital Authority	13.03	Inflammatory polyarthropathies	6	7	784.00	0.27%
00532	West Volusia Hospital Authority	19.05	Injuries to the shoulder and upper arm	1	1	750.13	0.26%
00532	West Volusia Hospital Authority	14.08	Disorders of breast	5	6	749.29	0.26%
00532	West Volusia Hospital Authority	10.11	Other diseases of the respiratory system	2	2	745.97	0.26%
00532	West Volusia Hospital Authority	01.14	Human immunodeficiency virus [HIV] disease	3	5	694.08	0.24%
00532	West Volusia Hospital Authority	21.08	Persons encountering health services in circumstances related to reproduction	5	6	658.22	0.23%
00532	West Volusia Hospital Authority	11.05	Noninfective enteritis and colitis	3	4	572.85	0.20%

Requested by: ReportScheduler from p316 data [P316]

Generated at: 02:01:57 on 01 August 2022



## Cost of Minor

Block of Business ID: EBMSI  
 Client ID: 00532  
 Paid Date: 7/1/2022 to 7/31/2022

Products: MM, DE, RX, VI

ClientId	Client Name	CategoryId	Category Description	Unique Patients	Claim Count	Paid Amount	Percent of Total
00532	West Volusia Hospital Authority	12.05	Urticaria and erythema	2	3	560.39	0.19%
00532	West Volusia Hospital Authority	03.03	Aplastic and other anemias and other bone marrow failure syndromes	5	5	559.24	0.19%
00532	West Volusia Hospital Authority	02.05	Melanoma and other malignant neoplasms of skin	2	5	554.97	0.19%
00532	West Volusia Hospital Authority	14.06	Other diseases of the urinary system	5	6	549.97	0.19%
00532	West Volusia Hospital Authority	12.09	Other disorders of the skin and subcutaneous tissue	4	4	483.87	0.17%
00532	West Volusia Hospital Authority	05.01	Mental disorders due to known physiological conditions	2	4	467.68	0.16%
00532	West Volusia Hospital Authority	19.08	Injuries to the hip and thigh	1	1	451.20	0.15%
00532	West Volusia Hospital Authority	12.03	Dermatitis and eczema	3	3	451.19	0.15%
00532	West Volusia Hospital Authority	18.09	Abnormal findings on examination of blood, without diagnosis	5	5	447.47	0.15%
00532	West Volusia Hospital Authority	08.02	Diseases of middle ear and mastoid	2	3	429.80	0.15%
00532	West Volusia Hospital Authority	14.05	Other disorders of kidney and ureter	3	3	409.41	0.14%
00532	West Volusia Hospital Authority	06.11	Other disorders of the nervous system	4	5	398.57	0.14%
00532	West Volusia Hospital Authority	15.05	Maternal care related to the fetus and amniotic cavity and possible delivery...	3	3	396.25	0.14%
00532	West Volusia Hospital Authority	03.01	Nutritional anemias	3	4	391.24	0.13%
00532	West Volusia Hospital Authority	08.04	Other disorders of ear	3	4	390.09	0.13%
00532	West Volusia Hospital Authority	02.20	Neoplasms of uncertain behavior, polycythemia vera and myelodysplastic...	2	2	266.98	0.09%
00532	West Volusia Hospital Authority	07.02	Disorders of conjunctiva	2	2	261.28	0.09%
00532	West Volusia Hospital Authority	11.01	Diseases of oral cavity and salivary glands	3	3	257.33	0.09%
00532	West Volusia Hospital Authority	01.16	Mycoses	2	2	229.66	0.08%
00532	West Volusia Hospital Authority	19.07	Injuries to the wrist, hand and fingers	2	2	220.37	0.08%
00532	West Volusia Hospital Authority	10.01	Acute upper respiratory infections	1	1	215.15	0.07%
00532	West Volusia Hospital Authority	18.05	Symptoms and signs involving the genitourinary system	5	5	214.76	0.07%
00532	West Volusia Hospital Authority	07.01	Disorders of eyelid, lacrimal system and orbit	2	2	209.44	0.07%
00532	West Volusia Hospital Authority	04.04	Disorders of other endocrine glands	1	2	209.18	0.07%
00532	West Volusia Hospital Authority	07.11	Other disorders of eye and adnexa	1	1	177.69	0.06%
00532	West Volusia Hospital Authority	18.04	Symptoms and signs involving the nervous and musculoskeletal systems	1	1	159.84	0.05%
00532	West Volusia Hospital Authority	18.11	Abnormal findings on examination of other body fluids, substances and...	2	2	159.25	0.05%
00532	West Volusia Hospital Authority	12.04	Papulosquamous disorders	1	1	158.84	0.05%
00532	West Volusia Hospital Authority	19.13	Effects of foreign body entering through natural orifice	2	2	149.46	0.05%
00532	West Volusia Hospital Authority	12.07	Disorders of skin appendages	1	1	133.64	0.05%

Requested by: ReportScheduler from p316 data [P316]

Generated at: 02:01:57 on 01 August 2022



## Cost of Minor

Block of Business ID: EBMSI  
 Client ID: 00532  
 Paid Date: 7/1/2022 to 7/31/2022

Products: MM, DE, RX, VI

ClientId	Client Name	CategoryId	Category Description	Unique Patients	Claim Count	Paid Amount	Percent of Total
00532	West Volusia Hospital Authority	13.08	Deforming dorsopathies	1	1	117.97	0.04%
00532	West Volusia Hospital Authority	19.02	Injuries to the neck	1	1	115.75	0.04%
00532	West Volusia Hospital Authority	15.04	Other maternal disorders predominantly related to pregnancy	1	1	114.37	0.04%
00532	West Volusia Hospital Authority	05.07	Disorders of adult personality and behavior	1	1	103.77	0.04%
00532	West Volusia Hospital Authority	17.09	Congenital malformations and deformations of the musculoskeletal system	1	1	103.21	0.04%
00532	West Volusia Hospital Authority	11.10	Other diseases of the digestive system	1	1	102.81	0.04%
00532	West Volusia Hospital Authority	13.07	Systemic connective tissue disorders	1	1	98.77	0.10%
00532	West Volusia Hospital Authority	03.04	Coagulation defects, purpura and other hemorrhagic conditions	1	1	95.98	0.03%
00532	West Volusia Hospital Authority	01.21	Bacterial and viral infectious agents	1	1	83.57	0.03%
00532	West Volusia Hospital Authority	01.05	Infections with a predominantly sexual mode of transmission	1	1	82.74	0.03%
00532	West Volusia Hospital Authority	01.13	Viral hepatitis	1	1	80.90	0.03%
00532	West Volusia Hospital Authority	11.09	Disorders of gallbladder, biliary tract and pancreas	1	1	72.11	0.02%
00532	West Volusia Hospital Authority	01.11	Viral infections characterized by skin and mucous membrane lesions	1	1	67.26	0.02%
00532	West Volusia Hospital Authority	07.09	Disorders of ocular muscles, binocular movement, accommodation and...	1	1	64.60	0.02%
00532	West Volusia Hospital Authority	01.15	Other viral diseases	1	1	63.78	0.04%
00532	West Volusia Hospital Authority	03.05	Other disorders of blood and blood-forming organs	3	3	37.82	0.01%
00532	West Volusia Hospital Authority	02.03	Malignant neoplasms of respiratory and intrathoracic organs	1	1	32.05	0.01%
00532	West Volusia Hospital Authority	18.13	Abnormal tumor markers	1	1	23.13	0.01%
00532	West Volusia Hospital Authority	15.02	Supervision of high risk pregnancy	1	1	18.64	0.01%
00532	West Volusia Hospital Authority	04.07	Other nutritional deficiencies	1	1	16.75	0.01%
00532	West Volusia Hospital Authority	09.05	Pulmonary heart disease and diseases of pulmonary circulation	1	2	11.58	0.00%
00532	West Volusia Hospital Authority	10.07	Other respiratory diseases principally affecting the interstitium	1	1	7.65	0.00%
				620	786	292,470.49	100.00%

Requested by: ReportScheduler from p316 data [P316]

Generated at: 02:02:00 on 01 August 2022

Block of Business ID: EBMSI  
 Client ID: 00532  
 Paid Date: 1/1/2022 to 7/31/2022

Products: MM, DE, RX, VI

ClientId	Client Name	CategoryId	Category Description	Unique Patients	Claim Count	Paid Amount	Percent of Total
00532	West Volusia Hospital Authority	01.04	Other bacterial diseases	34	79	221,416.79	5.26%
00532	West Volusia Hospital Authority	13.09	Spondylopathies	83	205	196,161.12	4.66%
00532	West Volusia Hospital Authority	11.02	Diseases of esophagus, stomach and duodenum	116	315	160,795.28	3.82%
00532	West Volusia Hospital Authority	02.08	Malignant neoplasms of breast	13	143	155,967.76	3.71%
00532	West Volusia Hospital Authority	14.03	Acute kidney failure and chronic kidney disease	65	346	151,066.07	3.59%
00532	West Volusia Hospital Authority	18.02	Symptoms and signs involving the digestive system and abdomen	212	526	146,614.73	3.49%
00532	West Volusia Hospital Authority	21.01	Persons encountering health services for examinations	701	1128	146,175.20	3.48%
00532	West Volusia Hospital Authority	04.02	Diabetes mellitus	250	628	145,198.51	3.45%
00532	West Volusia Hospital Authority	11.06	Other diseases of intestines	94	203	126,196.98	3.00%
00532	West Volusia Hospital Authority	22.1	Emergency Use 2019-nCoV acute respiratory disease	35	120	110,019.51	2.62%
00532	West Volusia Hospital Authority	09.03	Hypertensive diseases	143	243	100,074.05	2.38%
00532	West Volusia Hospital Authority	13.10	Other dorsopathies	144	372	95,148.61	2.26%
00532	West Volusia Hospital Authority	14.10	Noninflammatory disorders of female genital tract	73	156	90,898.93	2.16%
00532	West Volusia Hospital Authority	11.09	Disorders of gallbladder, biliary tract and pancreas	22	63	82,023.05	1.95%
00532	West Volusia Hospital Authority	02.19	Benign neoplasms, except benign neuroendocrine tumors	86	149	79,684.48	1.89%
00532	West Volusia Hospital Authority	13.04	Osteoarthritis	79	178	75,434.50	1.79%
00532	West Volusia Hospital Authority	18.01	Symptoms and signs involving the circulatory and respiratory systems	188	380	72,628.27	1.73%
00532	West Volusia Hospital Authority	10.05	Chronic lower respiratory diseases	69	205	69,354.12	1.65%
00532	West Volusia Hospital Authority	05.04	Mood [affective] disorders	111	466	68,836.83	1.64%
00532	West Volusia Hospital Authority	11.08	Diseases of liver	55	117	61,014.81	1.45%
00532	West Volusia Hospital Authority	18.08	General symptoms and signs	118	220	59,380.40	1.41%
00532	West Volusia Hospital Authority	13.08	Deforming dorsopathies	27	89	58,394.32	1.39%
00532	West Volusia Hospital Authority	09.04	Ischemic heart diseases	50	77	58,375.92	1.39%
00532	West Volusia Hospital Authority	04.09	Metabolic disorders	203	308	55,971.75	1.33%
00532	West Volusia Hospital Authority	21.15	Persons with potential health hazards related to family and personal history...	117	166	55,792.81	1.33%
00532	West Volusia Hospital Authority	09.08	Diseases of arteries, arterioles and capillaries	27	53	50,936.76	1.21%
00532	West Volusia Hospital Authority	02.03	Malignant neoplasms of respiratory and intrathoracic organs	2	50	45,865.03	1.09%
00532	West Volusia Hospital Authority	13.01	Infectious arthropathies	2	14	40,161.62	0.95%
00532	West Volusia Hospital Authority	05.02	Mental and behavioral disorders due to psychoactive substance use	35	63	39,688.76	0.94%
00532	West Volusia Hospital Authority	09.06	Other forms of heart disease	79	140	39,655.03	0.94%

Requested by: ReportScheduler from p316 data [P316]

Generated at: 02:04:43 on 01 August 2022

Block of Business ID: EBMSI  
 Client ID: 00532  
 Paid Date: 1/1/2022 to 7/31/2022

Products: MM, DE, RX, VI

ClientId	Client Name	CategoryId	Category Description	Unique Patients	Claim Count	Paid Amount	Percent of Total
00532	West Volusia Hospital Authority	11.05	Noninfective enteritis and colitis	24	63	38,763.97	0.92%
00532	West Volusia Hospital Authority	13.05	Other joint disorders	118	289	37,788.58	0.90%
00532	West Volusia Hospital Authority	21.09	Encounters for other specific health care	38	64	35,656.51	0.85%
00532	West Volusia Hospital Authority	02.10	Malignant neoplasms of male genital organs	3	24	35,172.75	0.84%
00532	West Volusia Hospital Authority	14.06	Other diseases of the urinary system	45	67	35,083.87	0.83%
00532	West Volusia Hospital Authority	06.11	Other disorders of the nervous system	36	69	34,945.71	0.83%
00532	West Volusia Hospital Authority	13.13	Other soft tissue disorders	106	229	34,801.61	0.83%
00532	West Volusia Hospital Authority	14.04	Urolithiasis	23	46	34,791.26	0.83%
00532	West Volusia Hospital Authority	10.02	Influenza and pneumonia	24	38	33,637.44	0.80%
00532	West Volusia Hospital Authority	19.09	Injuries to the knee and lower leg	25	70	32,982.84	0.78%
00532	West Volusia Hospital Authority	11.04	Hernia	16	35	32,945.37	0.78%
00532	West Volusia Hospital Authority	19.08	Injuries to the hip and thigh	8	30	32,502.08	0.77%
00532	West Volusia Hospital Authority	13.14	Disorders of bone density and structure	15	17	32,065.25	0.76%
00532	West Volusia Hospital Authority	12.01	Infections of the skin and subcutaneous tissue	25	55	30,366.78	0.72%
00532	West Volusia Hospital Authority	05.05	Anxiety, dissociative, stress-related, somatoform and other nonpsychotic...	56	204	28,337.73	0.67%
00532	West Volusia Hospital Authority	14.02	Renal tubulo-interstitial diseases	10	22	25,258.15	0.60%
00532	West Volusia Hospital Authority	03.01	Nutritional anemias	36	147	25,076.98	0.60%
00532	West Volusia Hospital Authority	18.12	Abnormal findings on diagnostic imaging and in function studies, without...	121	174	24,976.69	0.59%
00532	West Volusia Hospital Authority	10.04	Other diseases of upper respiratory tract	29	50	24,657.14	0.59%
00532	West Volusia Hospital Authority	06.06	Episodic and paroxysmal disorders	63	106	23,467.46	0.56%
00532	West Volusia Hospital Authority	11.07	Diseases of peritoneum and retroperitoneum	4	6	22,918.99	0.54%
00532	West Volusia Hospital Authority	18.03	Symptoms and signs involving the skin and subcutaneous tissue	41	59	22,494.40	0.53%
00532	West Volusia Hospital Authority	19.05	Injuries to the shoulder and upper arm	11	16	21,516.48	0.51%
00532	West Volusia Hospital Authority	19.18	Poisoning by, adverse effects of and underdosing of drugs, medicaments and...	3	7	21,419.15	0.51%
00532	West Volusia Hospital Authority	14.08	Disorders of breast	49	76	19,769.57	0.47%
00532	West Volusia Hospital Authority	09.07	Cerebrovascular diseases	22	75	19,007.32	0.45%
00532	West Volusia Hospital Authority	12.07	Disorders of skin appendages	17	23	18,802.36	0.45%
00532	West Volusia Hospital Authority	21.08	Persons encountering health services in circumstances related to reproduction	21	95	18,767.31	0.45%
00532	West Volusia Hospital Authority	10.11	Other diseases of the respiratory system	25	74	18,710.82	0.44%
00532	West Volusia Hospital Authority	09.05	Pulmonary heart disease and diseases of pulmonary circulation	12	37	18,536.38	0.44%

Requested by: ReportScheduler from p316 data [P316]

Generated at: 02:04:44 on 01 August 2022

Block of Business ID: EBMSI  
 Client ID: 00532  
 Paid Date: 1/1/2022 to 7/31/2022

Products: MM, DE, RX, VI

ClientId	Client Name	CategoryId	Category Description	Unique Patients	Claim Count	Paid Amount	Percent of Total
00532	West Volusia Hospital Authority	19.01	Injuries to the head	11	19	18,404.89	0.44%
00532	West Volusia Hospital Authority	03.03	Aplastic and other anemias and other bone marrow failure syndromes	45	80	16,025.20	0.38%
00532	West Volusia Hospital Authority	02.05	Melanoma and other malignant neoplasms of skin	12	30	15,658.72	0.37%
00532	West Volusia Hospital Authority	09.09	Diseases of veins, lymphatic vessels and lymph nodes, not elsewhere classified	26	46	15,539.25	0.37%
00532	West Volusia Hospital Authority	21.07	Persons with potential health hazards related to communicable diseases	82	117	14,962.92	0.36%
00532	West Volusia Hospital Authority	18.09	Abnormal findings on examination of blood, without diagnosis	95	161	14,956.82	0.36%
00532	West Volusia Hospital Authority	14.09	Inflammatory diseases of female pelvic organs	9	15	14,217.56	0.34%
00532	West Volusia Hospital Authority	11.10	Other diseases of the digestive system	16	23	13,999.10	0.33%
00532	West Volusia Hospital Authority	02.20	Neoplasms of uncertain behavior, polycythemia vera and myelodysplastic...	22	41	13,635.40	0.32%
00532	West Volusia Hospital Authority	19.22	Complications of surgical and medical care, not elsewhere classified	10	33	13,575.19	0.32%
00532	West Volusia Hospital Authority	04.01	Disorders of thyroid gland	68	104	13,406.37	0.32%
00532	West Volusia Hospital Authority	02.17	Malignant neoplasms of lymphoid, hematopoietic and related tissue	4	25	13,196.20	0.31%
00532	West Volusia Hospital Authority	13.11	Disorders of muscles	13	44	12,997.62	0.31%
00532	West Volusia Hospital Authority	06.07	Nerve, nerve root and plexus disorders	8	19	12,305.43	0.29%
00532	West Volusia Hospital Authority	07.04	Disorders of lens	17	33	12,094.76	0.29%
00532	West Volusia Hospital Authority	05.03	Schizophrenia, schizotypal, delusional, and other non-mood psychotic disorders	14	31	12,003.26	0.29%
00532	West Volusia Hospital Authority	18.06	Symptoms and signs involving cognition, perception, emotional state and...	43	75	11,692.06	0.28%
00532	West Volusia Hospital Authority	03.05	Other disorders of blood and blood-forming organs	27	63	11,254.51	0.27%
00532	West Volusia Hospital Authority	19.06	Injuries to the elbow and forearm	6	19	11,234.83	0.27%
00532	West Volusia Hospital Authority	09.10	Other and unspecified disorders of the circulatory system	6	8	10,762.23	0.26%
00532	West Volusia Hospital Authority	01.13	Viral hepatitis	21	76	10,153.63	0.24%
00532	West Volusia Hospital Authority	02.14	Malignant neoplasms of ill-defined, other secondary and unspecified sites	4	17	10,094.48	0.24%
00532	West Volusia Hospital Authority	14.11	Intraoperative and postprocedural complications and disorders of...	1	1	9,933.10	0.24%
00532	West Volusia Hospital Authority	18.04	Symptoms and signs involving the nervous and musculoskeletal systems	16	21	8,143.22	0.19%
00532	West Volusia Hospital Authority	10.07	Other respiratory diseases principally affecting the interstitium	4	8	7,837.05	0.19%
00532	West Volusia Hospital Authority	19.03	Injuries to the thorax	15	26	7,471.83	0.18%
00532	West Volusia Hospital Authority	10.01	Acute upper respiratory infections	17	22	7,278.02	0.17%
00532	West Volusia Hospital Authority	18.11	Abnormal findings on examination of other body fluids, substances and...	29	53	7,070.53	0.17%
00532	West Volusia Hospital Authority	06.08	Polyneuropathies and other disorders of the peripheral nervous system	7	7	7,033.79	0.17%
00532	West Volusia Hospital Authority	19.04	Injuries to the abdomen, lower back, lumbar spine, pelvis and external genitals	11	16	6,844.63	0.16%

Requested by: ReportScheduler from p316 data [P316]

Generated at: 02:04:44 on 01 August 2022

Block of Business ID: EBMSI  
 Client ID: 00532  
 Paid Date: 1/1/2022 to 7/31/2022

Products: MM, DE, RX, VI

ClientId	Client Name	CategoryId	Category Description	Unique Patients	Claim Count	Paid Amount	Percent of Total
00532	West Volusia Hospital Authority	07.06	Glaucoma	26	43	6,126.71	0.15%
00532	West Volusia Hospital Authority	13.03	Inflammatory polyarthropathies	26	60	5,468.31	0.13%
00532	West Volusia Hospital Authority	17.01	Congenital malformations of the nervous system	1	2	5,455.55	0.13%
00532	West Volusia Hospital Authority	10.10	Intraoperative and postprocedural complications and disorders of respiratory...	1	2	5,385.61	0.13%
00532	West Volusia Hospital Authority	12.09	Other disorders of the skin and subcutaneous tissue	27	40	5,356.21	0.13%
00532	West Volusia Hospital Authority	19.21	Certain early complications of trauma	1	1	5,037.49	0.12%
00532	West Volusia Hospital Authority	14.07	Diseases of male genital organs	22	35	5,014.42	0.12%
00532	West Volusia Hospital Authority	12.03	Dermatitis and eczema	26	39	5,013.62	0.12%
00532	West Volusia Hospital Authority	19.02	Injuries to the neck	5	30	5,005.80	0.12%
00532	West Volusia Hospital Authority	01.14	Human immunodeficiency virus [HIV] disease	10	41	4,697.62	0.11%
00532	West Volusia Hospital Authority	18.05	Symptoms and signs involving the genitourinary system	66	99	4,666.71	0.11%
00532	West Volusia Hospital Authority	15.02	Supervision of high risk pregnancy	8	48	4,453.90	0.11%
00532	West Volusia Hospital Authority	03.04	Coagulation defects, purpura and other hemorrhagic conditions	15	38	4,420.86	0.11%
00532	West Volusia Hospital Authority	01.16	Mycoses	30	41	4,090.81	0.10%
00532	West Volusia Hospital Authority	19.13	Effects of foreign body entering through natural orifice	6	9	4,089.63	0.10%
00532	West Volusia Hospital Authority	05.01	Mental disorders due to known physiological conditions	2	34	4,039.03	0.10%
00532	West Volusia Hospital Authority	01.01	Intestinal infectious diseases	3	3	3,968.51	0.09%
00532	West Volusia Hospital Authority	14.05	Other disorders of kidney and ureter	20	41	3,279.73	0.08%
00532	West Volusia Hospital Authority	08.02	Diseases of middle ear and mastoid	9	16	3,170.57	0.08%
00532	West Volusia Hospital Authority	11.01	Diseases of oral cavity and salivary glands	12	21	3,124.70	0.07%
00532	West Volusia Hospital Authority	02.01	Malignant neoplasms of lip, oral cavity and pharynx	1	11	2,801.26	0.07%
00532	West Volusia Hospital Authority	10.03	Other acute lower respiratory infections	9	11	2,687.18	0.06%
00532	West Volusia Hospital Authority	02.02	Malignant neoplasms of digestive organs	4	22	2,539.07	0.06%
00532	West Volusia Hospital Authority	04.07	Other nutritional deficiencies	42	50	2,534.37	0.06%
00532	West Volusia Hospital Authority	15.04	Other maternal disorders predominantly related to pregnancy	6	13	2,359.41	0.06%
00532	West Volusia Hospital Authority	04.04	Disorders of other endocrine glands	12	19	2,308.08	0.05%
00532	West Volusia Hospital Authority	15.05	Maternal care related to the fetus and amniotic cavity and possible delivery...	8	13	2,163.17	0.05%
00532	West Volusia Hospital Authority	07.01	Disorders of eyelid, lacrimal system and orbit	16	16	2,017.75	0.05%
00532	West Volusia Hospital Authority	02.06	Malignant neoplasms of mesothelial and soft tissue	1	4	1,972.82	0.05%
00532	West Volusia Hospital Authority	13.12	Disorders of synovium and tendon	5	10	1,934.86	0.05%

Requested by: ReportScheduler from p316 data [P316]

Generated at: 02:04:44 on 01 August 2022





## Cost of Minor

Block of Business ID: EBMSI  
 Client ID: 00532  
 Paid Date: 1/1/2022 to 7/31/2022

Products: MM, DE, RX, VI

ClientId	Client Name	CategoryId	Category Description	Unique Patients	Claim Count	Paid Amount	Percent of Total
00532	West Volusia Hospital Authority	08.04	Other disorders of ear	12	20	1,907.26	0.05%
00532	West Volusia Hospital Authority	19.07	Injuries to the wrist, hand and fingers	10	15	1,845.89	0.04%
00532	West Volusia Hospital Authority	02.13	Malignant neoplasms of thyroid and other endocrine glands	1	8	1,791.09	0.04%
00532	West Volusia Hospital Authority	01.11	Viral infections characterized by skin and mucous membrane lesions	10	15	1,790.40	0.04%
00532	West Volusia Hospital Authority	06.04	Other degenerative diseases of the nervous system	9	15	1,699.17	0.04%
00532	West Volusia Hospital Authority	19.10	Injuries to the ankle and foot	10	12	1,648.62	0.04%
00532	West Volusia Hospital Authority	05.10	Behavioral and emotional disorders with onset usually occurring in childhood...	3	13	1,636.71	0.04%
00532	West Volusia Hospital Authority	05.06	Behavioral syndromes associated with physiological disturbances and...	4	12	1,631.42	0.04%
00532	West Volusia Hospital Authority	07.10	Visual disturbances and blindness	7	14	1,577.57	0.04%
00532	West Volusia Hospital Authority	07.11	Other disorders of eye and adnexa	4	7	1,538.51	0.04%
00532	West Volusia Hospital Authority	07.07	Disorders of vitreous body and globe	5	9	1,469.38	0.03%
00532	West Volusia Hospital Authority	12.05	Urticaria and erythema	6	10	1,448.21	0.03%
00532	West Volusia Hospital Authority	01.15	Other viral diseases	4	6	1,271.10	0.03%
00532	West Volusia Hospital Authority	19.12	Injury of unspecified body region	2	2	1,089.13	0.03%
00532	West Volusia Hospital Authority	19.20	Other and unspecified effects of external causes	5	9	1,058.48	0.03%
00532	West Volusia Hospital Authority	07.02	Disorders of conjunctiva	6	8	976.42	0.02%
00532	West Volusia Hospital Authority	15.03	Edema, proteinuria and hypertensive disorders in pregnancy, childbirth and...	2	6	965.75	0.02%
00532	West Volusia Hospital Authority	13.07	Systemic connective tissue disorders	8	12	914.52	0.02%
00532	West Volusia Hospital Authority	02.11	Malignant neoplasms of urinary tract	4	5	893.41	0.02%
00532	West Volusia Hospital Authority	13.15	Other osteopathies	4	4	888.30	0.02%
00532	West Volusia Hospital Authority	01.05	Infections with a predominantly sexual mode of transmission	9	12	886.01	0.02%
00532	West Volusia Hospital Authority	07.09	Disorders of ocular muscles, binocular movement, accommodation and...	3	8	853.29	0.02%
00532	West Volusia Hospital Authority	21.14	Persons encountering health services in other circumstances	6	9	763.70	0.02%
00532	West Volusia Hospital Authority	05.07	Disorders of adult personality and behavior	3	7	756.37	0.02%
00532	West Volusia Hospital Authority	07.05	Disorders of choroid and retina	2	5	730.91	0.02%
00532	West Volusia Hospital Authority	08.03	Diseases of inner ear	2	2	697.98	0.02%
00532	West Volusia Hospital Authority	01.21	Bacterial and viral infectious agents	5	8	691.14	0.02%
00532	West Volusia Hospital Authority	04.08	Overweight, obesity and other hyperalimentation	2	2	680.00	0.02%
00532	West Volusia Hospital Authority	06.03	Extrapyramidal and movement disorders	3	7	656.09	0.02%
00532	West Volusia Hospital Authority	02.18	In situ neoplasms	2	3	626.56	0.01%

Requested by: ReportScheduler from p316 data [P316]

Generated at: 02:04:44 on 01 August 2022



Block of Business ID: EBMSI  
 Client ID: 00532  
 Paid Date: 1/1/2022 to 7/31/2022

Products: MM, DE, RX, VI

ClientId	Client Name	CategoryId	Category Description	Unique Patients	Claim Count	Paid Amount	Percent of Total
00532	West Volusia Hospital Authority	09.02	Chronic rheumatic heart diseases	6	6	609.53	0.01%
00532	West Volusia Hospital Authority	12.04	Papulosquamous disorders	4	5	604.08	0.01%
00532	West Volusia Hospital Authority	08.01	Diseases of external ear	3	4	548.73	0.01%
00532	West Volusia Hospital Authority	06.05	Demyelinating diseases of the central nervous system	1	3	533.22	0.01%
00532	West Volusia Hospital Authority	15.08	Complications predominantly related to the puerperium	1	2	511.23	0.01%
00532	West Volusia Hospital Authority	18.10	Abnormal findings on examination of urine, without diagnosis	8	10	494.33	0.01%
00532	West Volusia Hospital Authority	15.09	Other obstetric conditions, not elsewhere classified	5	7	421.35	0.01%
00532	West Volusia Hospital Authority	18.07	Symptoms and signs involving speech and voice	1	2	366.10	0.01%
00532	West Volusia Hospital Authority	21.16	Weeks of Gestation	5	6	346.81	0.01%
00532	West Volusia Hospital Authority	07.03	Disorders of sclera, cornea, iris and ciliary body	3	3	334.62	0.01%
00532	West Volusia Hospital Authority	13.18	Intraoperative and postprocedural complications and disorders of...	3	3	304.87	0.01%
00532	West Volusia Hospital Authority	10.09	Other diseases of the pleura	7	9	299.36	0.01%
00532	West Volusia Hospital Authority	02.22	Neoplasms of unspecified behavior	4	4	279.30	0.01%
00532	West Volusia Hospital Authority	04.10	Postprocedural endocrine and metabolic complications and disorders, not...	2	3	259.60	0.01%
00532	West Volusia Hospital Authority	02.04	Malignant neoplasms of bone and articular cartilage	1	2	237.17	0.01%
00532	West Volusia Hospital Authority	06.09	Diseases of myoneural junction and muscle	2	2	233.74	0.01%
00532	West Volusia Hospital Authority	02.09	Malignant neoplasms of female genital organs	1	3	187.53	0.00%
00532	West Volusia Hospital Authority	12.06	Radiation-related disorders of the skin and subcutaneous tissue	2	3	187.34	0.00%
00532	West Volusia Hospital Authority	21.13	Body mass index	1	1	167.60	0.00%
00532	West Volusia Hospital Authority	21.10	Persons with potential health hazards related to socioeconomic and...	2	2	124.26	0.00%
00532	West Volusia Hospital Authority	10.06	Lung diseases due to external agents	1	1	119.71	0.00%
00532	West Volusia Hospital Authority	17.09	Congenital malformations and deformations of the musculoskeletal system	1	1	103.21	0.00%
00532	West Volusia Hospital Authority	14.01	Glomerular diseases	1	1	98.77	0.00%
00532	West Volusia Hospital Authority	17.10	Other congenital malformations	1	1	83.99	0.00%
00532	West Volusia Hospital Authority	13.21	Chronic Gout	1	1	83.10	0.00%
00532	West Volusia Hospital Authority	01.02	Tuberculosis	1	1	68.87	0.00%
00532	West Volusia Hospital Authority	18.13	Abnormal tumor markers	2	2	64.01	0.00%
00532	West Volusia Hospital Authority	13.20	Biomechanical lesions, not elsewhere classified	1	1	63.46	0.00%
00532	West Volusia Hospital Authority	02.15	Malignant neuroendocrine tumors	1	1	57.56	0.00%
00532	West Volusia Hospital Authority	04.03	Other disorders of glucose regulation and pancreatic internal secretion	1	1	19.08	0.00%

Requested by: ReportScheduler from p316 data [P316]

Generated at: 02:04:44 on 01 August 2022



## Cost of Minor

Block of Business ID: EBMSI  
Client ID: 00532  
Paid Date: 1/1/2022 to 7/31/2022

Products: MM, DE, RX, VI

ClientId	Client Name	CategoryId	Category Description	Unique Patients	Claim Count	Paid Amount	Percent of Total
00532	West Volusia Hospital Authority	22.3	Post COVID-19 condition unspecified	1	1	16.75	0.00%
				5565	11871	4,206,331.98	100.00%

Requested by: ReportScheduler from p316 data [P316]

Generated at: 02:04:46 on 01 August 2022

Jv-1.28.5.0

Yes



## Summary of Claims Paid By Location

Block of Business ID: EBMSI  
Client ID: 00532

Paid Date: 7/1/2022 to 7/31/2022

Description	Claims	Medical	Dental	Vision	Prescription	Disability	Total Paid
<b>00532-West Volusia Hospital Authority</b>							
Deltona	1	-32.52	0.00	0.00	0.00	0.00	-32.52
miCareDeLand	1039	172,780.31	0.00	0.00	0.00	0.00	172,780.31
miCareDelton	944	113,442.15	0.00	0.00	0.00	0.00	113,442.15
miCarePierse	88	6,280.55	0.00	0.00	0.00	0.00	6,280.55
<b>00532 Totals:</b>	<b>2072</b>	<b>292,470.49</b>	<b>0.00</b>	<b>0.00</b>	<b>0.00</b>	<b>0.00</b>	<b>292,470.49</b>



## Summary of Claims Paid By Location

Block of Business ID: EBMSI  
Client ID: 00532

Paid Date: 1/1/2022 to 7/31/2022

Description	Claims	Medical	Dental	Vision	Prescription	Disability	Total Paid
<b>00532-West Volusia Hospital Authority</b>							
DeLand	11	27,564.64	0.00	0.00	0.00	0.00	27,564.64
Deltona	7	-32.52	0.00	0.00	0.00	0.00	-32.52
miCareDeLand	11251	1,967,104.85	0.00	0.00	0.00	0.00	1,967,104.85
miCareDelton	10326	2,059,652.67	0.00	0.00	0.00	0.00	2,059,652.67
miCarePierse	1072	152,042.34	0.00	0.00	0.00	0.00	152,042.34
Pierson	1	0.00	0.00	0.00	0.00	0.00	0.00
<b>00532 Totals:</b>	<b>22668</b>	<b>4,206,331.98</b>	<b>0.00</b>	<b>0.00</b>	<b>0.00</b>	<b>0.00</b>	<b>4,206,331.98</b>



## Top Providers by Paid Amount for Tins: '204552956'

Block of Business ID: EBMSI  
Client ID: 00532

Paid Date: 7/1/2022 to 7/31/2022

Tin	NPI	Provider	City	State	Specialty	Claim Count	Billed Charges	Over UCR	PPO Discount	Allowed	Plan Paid	Patient Resp
20-4552956	1942540356	Micare LLC	Billings	MT	Clinic	766	0.00	0.00	0.00	0.00	0.00	0.00



## Top Providers by Paid Amount for Tins: '204552956'

Block of Business ID: EBMSI  
Client ID: 00532

Paid Date: 1/1/2022 to 7/31/2022

Tin	NPI	Provider	City	State	Specialty	Claim Count	Billed Charges	Over UCR	PPO Discount	Allowed	Plan Paid	Patient Resp
20-4552956	1942540356	Micare LLC	Billings	MT	Clinic	5999	0.00	0.00	0.00	0.00	0.00	0.00



Top Providers by Paid Amount for Tins: '550799729'

Block of Business ID: EBMSI  
Client ID: 00532

Paid Date: 7/1/2022 to 7/31/2022

Tin	NPI	Provider	City	State	Specialty	Claim Count	Billed Charges	Over UCR	PPO Discount	Allowed	Plan Paid	Patient Resp
20-4552956	1942540356	Micare LLC	Billings	MT	Clinic	766	0.00	0.00	0.00	0.00	0.00	0.00



## Top Providers by Paid Amount for Tins: '550799729'

Block of Business ID: EBMSI  
Client ID: 00532

Paid Date: 1/1/2022 to 7/31/2022

Tin	NPI	Provider	City	State	Specialty	Claim Count	Billed Charges	Over UCR	PPO Discount	Allowed	Plan Paid	Patient Resp
55-0799729	1467907626	Nefhs Deland 1205	Deland	FL	Clinic	3	215.00	0.00	0.00	215.00	0.00	0.00
55-0799729	1427605534	NEFHS Deltona Medical	Deltona	FL	Hospital	1	199.00	0.00	0.00	199.00	0.00	0.00
55-0799729	1467907626	Off Site Testing	Deland	FL	Hospital	5	250.00	0.00	0.00	250.00	0.00	0.00

Requested by: ReportScheduler from p316 data [P316]

Generated at: 18:16:26 on 01 August 2022





## CLAIMS PAID BY MONTH

Paid Date: 1/1/22 to 7/31/22

Location Name	Month	Hospital	Laboratory	PCP	Specialty	Facility	Physician	Total Claims Count	Total Paid Claims	Total Fixed Costs	Employee Count	PEPM Cost/ Employee	Hospital PEPM	Lab PEPM	PCP PEPM	Specialty PEPM	Facility PEPM
<b>00532 - West Volusia Hospital Authority</b>																	
miCareDeLand	01-2022	\$84,367.53	\$35,031.92	\$0.00	\$67,661.77		\$837.06	1122	\$187,898.28	\$0.00	700	\$268.43	\$120.53	\$50.05	\$0.00	\$96.66	\$1.20
miCareDeLand	02-2022	\$63,470.11	\$16,812.99	\$0.00	\$51,186.26		\$35.70	734	\$131,505.06	\$0.00	684	\$192.26	\$92.79	\$24.58	\$0.00	\$74.83	\$0.05
miCareDeLand	03-2022	\$85,861.37	\$13,327.69	\$0.00	\$73,523.72		\$1,366.49	744	\$174,079.27	\$0.00	696	\$250.11	\$123.36	\$19.15	\$0.00	\$105.64	\$1.96
miCareDeLand	04-2022	\$84,429.73	\$17,585.57	\$0.00	\$89,383.67		\$178.75	902	\$191,577.72	\$0.00	697	\$274.86	\$121.13	\$25.23	\$0.00	\$128.24	\$0.26
miCareDeLand	05-2022	\$112,571.34	\$28,025.37	\$0.00	\$60,923.39		\$0.00	980	\$201,520.10	\$0.00	703	\$286.66	\$160.13	\$39.87	\$0.00	\$86.66	\$0.00
miCareDeLand	06-2022	\$80,534.19	\$10,998.74	\$0.00	\$43,305.90		\$0.00	565	\$134,838.83	\$0.00	707	\$190.72	\$113.91	\$15.56	\$0.00	\$61.25	\$0.00
miCareDeLand	07-2022	\$53,027.45	\$4,589.96	\$0.00	\$22,379.51		\$0.00	364	\$79,996.92	\$0.00	709	\$112.83	\$74.79	\$6.47	\$0.00	\$31.56	\$0.00
	<b>Subtotal:</b>	\$564,261.72	\$126,372.24	\$0.00	\$408,364.22		\$2,418.00	5411	\$1,101,416.18	\$0.00	4896	\$224.96	\$115.25	\$25.81	\$0.00	\$83.41	\$0.49
miCareDelton	01-2022	\$71,096.38	\$19,606.04	\$0.00	\$96,139.36		\$738.03	985	\$187,579.81	\$0.00	572	\$327.94	\$124.29	\$34.28	\$0.00	\$168.08	\$1.29
miCareDelton	02-2022	\$30,016.66	\$10,364.50	\$0.00	\$65,774.20		\$21.42	677	\$106,176.78	\$0.00	568	\$186.93	\$52.85	\$18.25	\$0.00	\$115.80	\$0.04
miCareDelton	03-2022	\$60,910.48	\$12,402.05	\$0.00	\$77,500.47		\$1,931.33	786	\$152,744.33	\$0.00	566	\$269.87	\$107.62	\$21.91	\$0.00	\$136.93	\$3.41
miCareDelton	04-2022	\$91,384.84	\$16,656.30	\$0.00	\$117,847.69		\$807.50	953	\$226,696.33	\$0.00	567	\$399.82	\$161.17	\$29.38	\$0.00	\$207.84	\$1.42
miCareDelton	05-2022	\$74,488.90	\$14,320.04	\$0.00	\$90,132.08		\$0.00	728	\$178,941.02	\$0.00	565	\$316.71	\$131.84	\$25.35	\$0.00	\$159.53	\$0.00
miCareDelton	06-2022	\$55,036.55	\$9,418.38	\$0.00	\$108,874.45		\$0.00	610	\$173,329.38	\$0.00	577	\$300.40	\$95.38	\$16.32	\$0.00	\$188.69	\$0.00
miCareDelton	07-2022	\$27,614.99	\$6,104.80	\$0.00	\$47,345.22		\$0.00	398	\$81,065.01	\$0.00	567	\$142.97	\$48.70	\$10.77	\$0.00	\$83.50	\$0.00
	<b>Subtotal:</b>	\$410,548.80	\$88,872.11	\$0.00	\$603,613.47		\$3,498.28	5137	\$1,106,532.66	\$0.00	3982	\$277.88	\$103.10	\$22.32	\$0.00	\$151.59	\$0.88
miCarePieroso	01-2022	\$11,785.78	\$2,980.59	\$0.00	\$4,336.58		\$198.31	96	\$19,301.26	\$0.00	69	\$279.73	\$170.81	\$43.20	\$0.00	\$62.85	\$2.87
miCarePieroso	02-2022	\$17,257.20	\$895.91	\$0.00	\$2,369.16		\$0.00	49	\$20,522.27	\$0.00	74	\$277.33	\$233.21	\$12.11	\$0.00	\$32.02	\$0.00
miCarePieroso	03-2022	\$2,618.20	\$1,986.12	\$0.00	\$3,140.55		\$617.35	69	\$8,362.22	\$0.00	75	\$111.50	\$34.91	\$26.48	\$0.00	\$41.87	\$8.23
miCarePieroso	04-2022	\$24,811.20	\$2,215.78	\$0.00	\$9,852.28		\$87.18	84	\$36,966.44	\$0.00	74	\$499.55	\$335.29	\$29.94	\$0.00	\$133.14	\$1.18
miCarePieroso	05-2022	\$10,810.90	\$2,970.79	\$0.00	\$3,750.44		\$0.00	99	\$17,532.13	\$0.00	76	\$230.69	\$142.25	\$39.09	\$0.00	\$49.35	\$0.00
miCarePieroso	06-2022	\$1,102.43	\$1,617.55	\$0.00	\$4,884.25		\$0.00	56	\$7,604.23	\$0.00	75	\$101.39	\$14.70	\$21.57	\$0.00	\$65.12	\$0.00
miCarePieroso	07-2022	\$503.37	\$336.80	\$0.00	\$2,214.99		\$0.00	34	\$3,055.16	\$0.00	75	\$40.74	\$6.71	\$4.49	\$0.00	\$29.53	\$0.00
	<b>Subtotal:</b>	\$68,889.08	\$13,003.54	\$0.00	\$30,548.25		\$902.84	487	\$113,343.71	\$0.00	518	\$218.81	\$132.99	\$25.10	\$0.00	\$58.97	\$1.74
N/A	03-2022	\$0.00	\$0.00	\$0.00	\$0.00		\$0.00	0	\$0.00	\$241,625.00	0	\$0.00	\$0.00	\$0.00	\$0.00	\$0.00	\$0.00
N/A	04-2022	\$0.00	\$0.00	\$0.00	\$0.00		\$0.00	0	\$0.00	\$87,250.00	0	\$0.00	\$0.00	\$0.00	\$0.00	\$0.00	\$0.00
N/A	05-2022	\$0.00	\$0.00	\$0.00	\$0.00		\$0.00	0	\$0.00	\$82,312.50	0	\$0.00	\$0.00	\$0.00	\$0.00	\$0.00	\$0.00
N/A	06-2022	\$0.00	\$0.00	\$0.00	\$0.00		\$0.00	0	\$0.00	\$82,562.50	0	\$0.00	\$0.00	\$0.00	\$0.00	\$0.00	\$0.00
	<b>Subtotal:</b>	\$0.00	\$0.00	\$0.00	\$0.00		\$0.00	0	\$0.00	\$493,750.00	0	\$0.00	\$0.00	\$0.00	\$0.00	\$0.00	\$0.00
	<b>Total:</b>	\$1,043,699.60	\$228,247.89	\$0.00	\$1,042,525.94		\$6,819.12	11035	\$2,321,292.55	\$493,750.00	9396	\$247.05	\$111.08	\$24.29	\$0.00	\$110.95	\$0.73

### Parameters

Beginning Location:

Ending Location:

Paid Date: 1/1/2022-7/31/2022

Reporting Period: CLIENTYTD

Location: 000-zzzzz

\*\* Census Count Comments: Membership is counted per location, per department, or per



# WVHA miCare Clinic Deland and Deltona

## July 2022 Report

### miCare Utilization and Capacity

#### miCare Utilization and Capacity

	Capacity Available for Scheduled Appointments	Total Capacity Used for Scheduled Appointments	% Of Total Capacity Scheduled for Appointments	Total Capacity Available for Unscheduled Appointments	% Of Total Capacity Available for Appointments
<b>Deland</b>					
2022	172	147	85%	25	15%

	Capacity Available for Scheduled Appointments	Total Capacity Used for Scheduled Appointments	% Of Total Capacity Scheduled for Appointments	Total Capacity Available for Unscheduled Appointments	% Of Total Capacity Available for Appointments
<b>Deltona</b>					
2022	119	94	78%	25	22%

	Capacity Available for Scheduled Appointments	Total Capacity Used for Scheduled Appointments	% Of Total Capacity Scheduled for Appointments	Total Capacity Available for Unscheduled Appointments	% Of 155Total Capacity Available for Appointments
<b>Deland and Deltona</b>					
2022	291	241	82%	50	18%

**Total Hours Available:** Total hours available for members to schedule, minus scheduled Admin Time

**% Total Utilized Hours:** Total time that has been scheduled (including "no-shows" since this time was unavailable for other members to schedule an appointment)



### miCare Utilization by Day of the Week

Deland	Monday	Tuesday	Wednesday	Thursday	Friday
2022	99%	89%	89%	89%	70%

Deltona	Monday	Tuesday	Wednesday	Thursday	Friday
2022	83%	81%		82%	63%

### Key Insights:

- Between the two clinics 82% of the available capacity was used for scheduled appointments; 18% of time was available for walk-ins and other unscheduled patient care activities
- “No Shows” is where patient didn’t attend their scheduled clinic appointment
  - DeLand - 7%
  - Deltona - 11%

Such no shows create systematic “waste” since this scheduled appointment slot was not available to other members
- Administrative Time (chart reviews, medication follow-ups, referrals, provider-to-provider communication; etc.) represent approx. 2% of total capacity and is in line with industry standard for this type of patient care model

## miCare Member Migration

July 2022

	Total Unique Patients with Appointments	Total Eligible Membership	Penetration of Membership (%)
<b>Total</b>	585	1,270	46%

\*The data above represents unique members, several of who had multiple clinic visits on month



## Visit Type Frequency

### Deland

#	Visit Type Description	Visit Count	% of Total
1	Medication Pick Up	444	49%
2	Lab Ordered by a miCare Provider	131	15%
3	Recheck/ Follow-Up	74	8%
4	Physical/Well Exams (Women/Men 18 and over)	43	5%
5	Regular Visit, 1-2 Issues/Medications	33	4%
6	1st Clinic Visit	30	3%
7	Phone Recheck	29	3%
8	Lab Ordered by a Non-miCare Provider	25	3%
9	Med Pick Up Pt Assist Program	24	3%
10	Sick/Urgent	19	2%
11	Hospital Follow-up	17	2%
12	Phone Sick/Urgent	10	1%
13	Nurse Visit	7	1%
14	Chronic Disease Mgmt	6	1%
15	Phone Regular Visit	4	0%
16	Immunization/Shot	3	0%
17	Regular Visit, 3+ Issues/Medications	2	0%
Overall - Total		901	

Location	Visit Count	% of Total
Onsite	872	97%
Telephone	29	3%
Overall - Total	901	



## Visit Type Frequency

### Deltona

#	Visit Type Description	Visit Count	% of Total
1	Lab Ordered by a miCare Provider	74	25%
2	Recheck/ Follow-Up	46	16%
3	Phone Recheck	40	14%
4	Physical/Well Exams (Women/Men 18 and over)	25	8%
5	Med Pick Up Pt Assist Program	16	5%
6	Phone Regular Visit	15	5%
7	Phone Sick/Urgent	14	5%
8	1st Clinic Visit	13	4%
9	Regular Visit, 1-2 Issues/Medications	11	4%
10	Sick/Urgent	10	3%
11	Hospital Follow-up	8	3%
12	Lab Ordered by a Non-miCare Provider	6	2%
12	Nurse Visit	6	2%
14	Chronic Disease Mgmt	5	2%
15	Phone Regular Visit 3+	3	1%
16	Community Resource	1	0%
16	Immunization/Shot	1	0%
16	Regular Visit, 3+ Issues/Medications	1	0%
Overall - Total		295	

Location	Visit Count	% of Total
Onsite	260	88%
Telephone	35	12%
Overall - Total	295	



The data above includes all visits completed by the clinical team including Nurses, Phlebotomy, Nurse Practitioners, and Health Coaches.



# WVHA miCare Clinic Deland and Deltona

## Quarter Two Report

January – June 2022

### miCare Utilization and Member Penetration

#### miCare Utilization and Capacity

Deland Q2	Hours Of Capacity Available for Scheduling	Hours Of Capacity Used for Appointments	% Of Total Capacity Scheduled	Total Capacity Available	% Of Total Capacity Available
2021	1,288	954	74%	334	26%
2022	1,092	786	72%	306	28%

Deltona Q2	Hours Of Capacity Available for Scheduling	Hours Of Capacity Used for Appointments	% Of Total Capacity Scheduled	Total Capacity Available	% Of Total Capacity Available
2021	1,135	750	66%	385	34%
2022	939	698	74%	241	26%

Deland and Deltona Q2	Hours Of Capacity Available for Scheduling	Hours Of Capacity Used for Appointments	% Of Total Capacity Scheduled	Total Capacity Available	% Of Total Capacity Available
2021	2,423	1,704	70%	719	30%
2022	2,031	1,484	73%	547	27%

**Total Hours Available:** Total hours available for members to schedule, minus scheduled Admin Time

**% Total Utilized Hours:** Total time that has been scheduled (including “no-shows” since this time was unavailable for other members to schedule an appointment)

**Average 2022 Utilization** **73%**

**Average 2022 Unscheduled Capacity** **27%**



### miCare Utilization by Day of the Week

DeLand Q2	Monday	Tuesday	Wednesday	Thursday	Friday
2021	76%	76%	73%	73%	74%
2022	74%	72%	75%	66%	71%

Deltona Q2	Monday	Tuesday	Wednesday	Thursday	Friday
2021	72%	70%	65%	62%	63%
2022	75%	75%		80%	67%

### No Show Rate

	DeLand	Deltona
2021	12%	19%
2022	6%	16%

## miCare Member Migration

	Total Unique Patients with Appointments	Total Eligible Membership	Penetration of Membership (%)
Total 2021	1,120	1,773	63%
<b>Total 2022</b>	974	1,260	77%

\*The data above represents unique members, several of who had multiple clinic visits on month





## miCare Visit Type Frequency

The data below includes all visits completed by the clinical team including Nurses, Phlebotomy, Nurse Practitioners, and Health Coaches.

### Deland

Visit Type	Visit Count 2021	% Of Total 2021	Visit Count 2022	% Of Total 2022
New Patient	292	4%	143	2%
Sick/Urgent	88	1%	92	2%
Sick/Urgent-Phone	0	0%	31	1%
Regular Visit, 1-2 Issues/Medications	276	4%	310	5%
Regular Visit-Phone	0	0%	62	1%
Regular Visit, 3+ Issues/Medications	6	0%	20	0%
Regular 3+ visit-Phone	0	0%	2	0%
Recheck/Follow-Up	921	14%	497	8%
Recheck/Follow-Up-Phone	0	0%	76	1%
Lab Ordered by miCare Provider	997	15%	673	11%
Lab Ordered by non-miCare Provider	140	2%	150	2%
Medication Pick Up	3,806	56%	3,440	57%
Med Pick Up-Assist Program	95	1%	188	3%
Immunization	6	0%	26	0%
Hospital Follow Up	65	1%	104	2%
Physical/Well Exams	57	1%	109	2%
Community Resource	22	0%	2	0%
Nurse Visit	32	0%	57	1%
Chronic Disease Mgmt	6	0%	60	1%
Procedure	0	0%	0	0%
<b>Total Visits</b>	<b>6,809</b>	<b>100%</b>	<b>6,042</b>	<b>100%</b>
Location	Visit Count 2021	% Of Total 2021	Visit Count 2022	% Of Total 2022
Onsite	6,615	97%	5,669	94%
Telephone	194	3%	373	6%
Video	0	0%	0	0%
<b>Overall - Total</b>	<b>6,809</b>	<b>100%</b>	<b>6,042</b>	<b>100%</b>



## Deltona

Visit Type	Visit Count 2021	% Of Total 2021	Visit Count 2022	% Of Total 2022
New Patient	206	11%	98	5%
Sick/Urgent	157	8%	103	5%
Sick/Urgent-Phone	0	0%	19	1%
Regular Visit, 1-2 Issues/Medications	268	14%	202	10%
Regular Visit-Phone	0	0%	112	5%
Regular Visit, 3+ Issues/Medications	21	1%	11	1%
Regular 3+ visit-Phone		0%	8	0%
Recheck/Follow-Up	738	38%	584	28%
Recheck/Follow-Up-Phone		0%	85	4%
Lab Ordered by miCare Provider	365	19%	475	23%
Lab Ordered by non-miCare Provider	49	3%	49	2%
Medication Pick Up	2	0%	1	0%
Med Pick Up-Assist Program	17	1%	89	4%
Immunization	13	1%	17	1%
Hospital Follow Up	35	2%	61	3%
Physical/Well Exams	54	3%	72	3%
Community Resource	0	0%	12	1%
Nurse Visit	13	1%	16	1%
Chronic Disease Mgmt	2	0%	73	3%
Procedure	2	0%	3	0%
<b>Total Visits</b>	<b>1,942</b>	<b>100%</b>	<b>2,090</b>	<b>100%</b>
Location	Visit Count 2021	% Of Total 2021	Visit Count 2022	% Of Total 2022
Onsite	1,823	94%	1,764	84%
Telephone	119	6%	326	16%
Video	0	0%	0	0%
<b>Overall - Total</b>	<b>1,942</b>	<b>100%</b>	<b>2,090</b>	<b>100%</b>



## Post Visit Survey Results

### Q2

April - June 2022

How would you rate the ease of making an appointment? ¿Cómo calificaría la facilidad de hacer una cita?

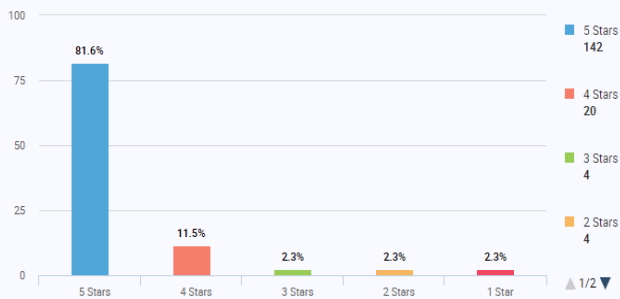
174

Responses

☆ Stars  
Question Type



Average  
Rating



The front desk staff were friendly and courteous. El personal de recepción era amable y cortés.

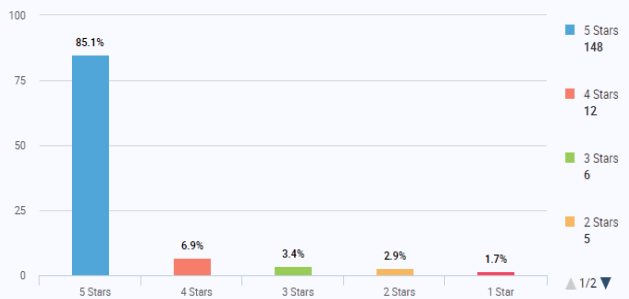
174

Responses

☆ Stars  
Question Type



Average  
Rating



The clinical staff listened and were attentive while I explained the reason for my visit. El personal clínico me escuchó y estuvo atento mientras les explicaba el motivo de mi visita.

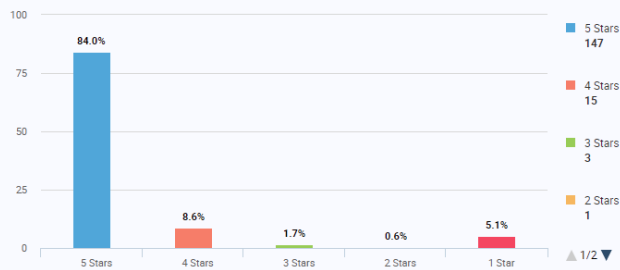
175

Responses

☆ Stars  
Question Type



Average  
Rating



The exam room was clean and welcoming. La sala de examen estaba limpia y acogedora.

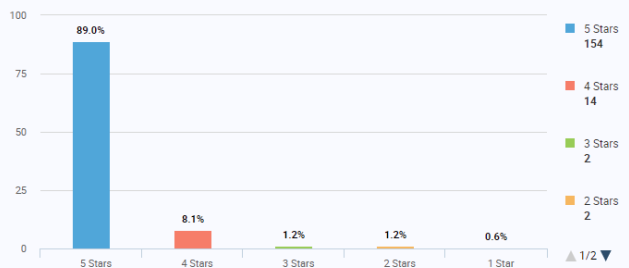
173

Responses

☆ Stars  
Question Type



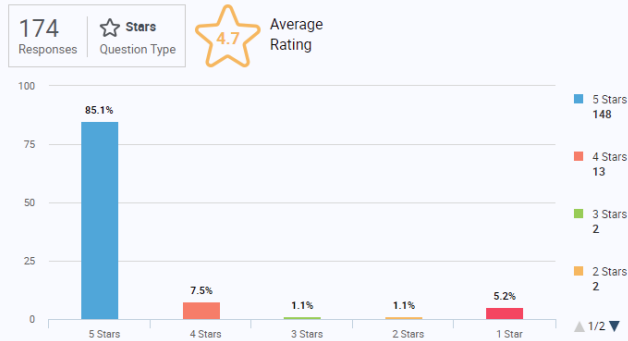
Average  
Rating



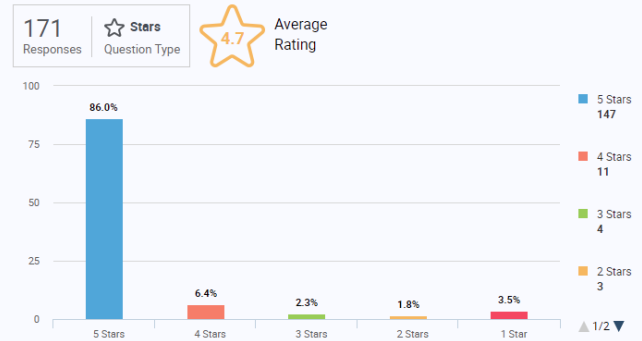


## Survey's Continued

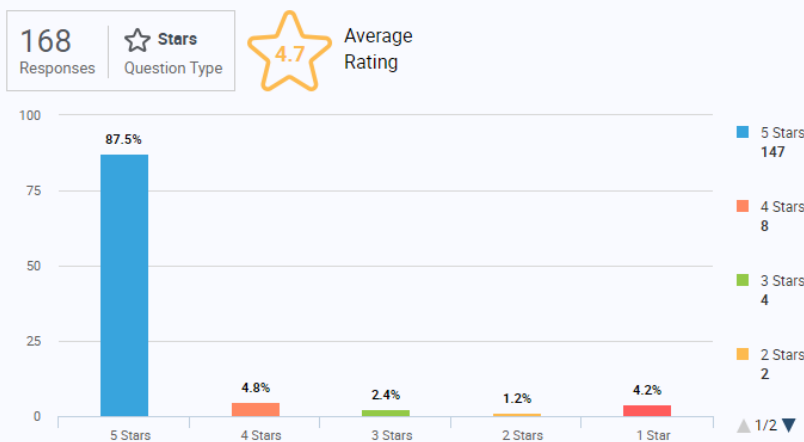
My provider spent enough time with me to address my needs and answered all of my questions. Mi proveedor pasó suficiente tiempo conmigo para atender mis necesidades y respondió a todas mis preguntas.



Upon leaving, I understood my diagnosis and treatments recommended by my provider. Al salir, entendí mi diagnóstico y los tratamientos recomendados por mi proveedor.



I would rate the overall clinic care I received as: (1 star = lowest, 5 stars = highest rating) Calificaría la atención clínica general que recibí como: (1 estrella = calificación más baja, 5 estrellas = calificación más alta)





## **Survey Results- Comments**

- More better than Deltona Clinic more professionals
- Ana Martinez excelente todo muy bien atendida
- Excelente servicio gracias
- Maria is the best!!
- I love the Deltona MiCare office and Dr. Payne!
- No need to contact me... I love the staff at the Deltona Office... They are the friendliest people and I have a great repour with them. Dr. Payne has been the best Physician I have had in over 25 years... I always feel at ease with him and the entire staff.
- It was not so long of a wait but when they put me in a exam room they took more than 20mins in that room
- I had to I had a 9 appointment at 9:45 I went up and said hey what about my appointment at 9 they said they were short of Staff but everybody else is getting in before I was
- Me atendieron rapido, El personal muy amable y muy profesional
- No tuve que esperar. Rapido me atendieron.
- The wait was just right I arrived checked in 5 to 10 min I was taken back to see the doctor it was very prompt and pleasant experience
- It was very fast and efficient it was great
- Excellent as i had application to complete before going to exam room
- 2 minutos el personal da un servicio s?per especial Felicidad
- Tasha was very helpful with helping us change clinic locations and getting my son in as soon as possible. The office staff were all very friendly and welcoming
- LOVE YOU ALL
- I really didn't wait long at all, I was taken to the back rather quickly.



**The House Next Door**  
*Serving*  
*Volusia and Flagler Counties*

Administrative  
Offices 804  
North Woodland  
Blvd. DeLand, FL  
32720  
386-734-7571  
386-734-0252 (fax)

DeLand Counseling Center  
121 W. Pennsylvania Ave.  
DeLand, FL 32720  
Counseling: 386-738-9169  
Programs: 386-734-2236  
386-943-8823 (fax)

Deltona Counseling  
Center 840 Deltona  
Blvd., Suite K Deltona,  
FL 32725  
Counseling and Programs:  
386-860-1776  
386-860-6006 (fax)

Flagler Counseling  
Center  
25 N Old Kings Road #7B  
Palm Coast, FL 32137  
386-738-9169  
386-943-8823

S. Daytona Counseling Center  
1000 Big Tree  
Road Daytona  
Beach, FL  
32114 386-301-  
4073  
386-492-7638 (fax)



CREDIBILITY • INTEGRITY • ACHIEVEMENT



August 1, 2022

West Volusia Hospital Authority

Monthly Enrollment Report

In the month of July there were 300 appointments to assist with new applications and 26 appointments to assist with pended applications from June-July. For a total of 326 Interviews with clients.

240 applications were submitted for verification and enrollment. Of these, 240 were processed by the end of the month includes the roll overs 0 from previous month) leaving the balance of 0 to roll over into August 2022 for approval.

Of the 240 that were processed, 204 were approved and 10 were denied. There were 26 pended remaining.

Currently applications are being processed, approved and the client enrolled in 7 business days. Current enrollment with EBMS is taking up to 3-5 days to appear active in system.

Outreach Efforts:

- Attended West Volusia Community Partners meeting
- Reached out to all clients due to renew with a reminder phone call as well as the reminder letter
- Attended Event held by FWA
- Communicating with Partners working together to better service the community

Respectfully submitted by Gail Hallmon

AUGUST 10, 2022

# “Cuidando Mi Salud/Taking Care of My Health”

## A Chronic Disease Awareness, Prevention And Self-Management Program

WVHA GRANT 2021-2022  
UTILIZATION REPORT

Submitted to:

West Volusia Hospital Authority

*Submitted by:*

HISPANIC HEALTH INITIATIVES, INC.  
70 Spring Vista Dr. Unit# 1, Debary, FL 32713



EDUCATE • ADVOCATE • CONNECT

*Building Healthier Communities  
One Person At A Time!*

On behalf of Hispanic Health Initiatives' Board, staff and volunteers, we commend the WVHA Board for having the foresight to take a proactive approach to the wellbeing and health of the west Volusia residents they serve.

The "Cuidando Mi Salud/Taking Care of My Health" (CMS/TCMH) program creates access to health care by conveniently providing appropriate health information and services directly into the community via one-on-one, face to face outreach events throughout west Volusia County. HHI employs a take to the community approach and seeks its target population at venues such as, food pantries, food kitchens, churches, community events and partner agencies. By providing programs with an emphasis on being culturally sensitive and linguistically correct and for the community, where they live, work, play and pray, HHI eliminates barriers restricting west Volusia's medically under-served resident's access to competent health and social services.

The CMS/TCMH face-to-face encounters are aimed at creating meaningful opportunities for medically underserved individuals and families to learn, begin to advocate for themselves and connect with much needed health information and services. HHI's programs provide participants the ability to immediately and many times unexpectedly, discover and begin to address their risk for chronic diseases such as diabetes type II. Often, those discoveries are in their early stages, while avoidable health problems associated with those conditions can still be controlled, prolonged or prevented. The CMS/TCMH program promotes and encourages lifestyle changes that include; weight loss, increased physical activity, nutritional changes and regular primary care visits, all leading to the reduction of the risk for chronic disease.

Since the year 2020 HHI has taken on other projects such as hosting several bi-lingual open forum zoom meetings with clinical trial research experts providing relevant COVID-19 information, encouraging vaccination, answering questions and dispelling rumors and misbeliefs surrounding the COVID-19 vaccine and the pandemic. As well as, a COVID-19 PPE (sanitizers, masks, gloves, etc...) and information safety bag distribution of over 10,000 bags, dissemination of over 500 at home COVID-19 test kits, Toys for Tots registration and toy giveaway for 1800+ west Volusia children and participated in two community health needs assessments. ALL FREE to the community HHI serves throughout its service area.

Ultimately, HHI accomplishes the triple aim of reducing medical costs for, improving the health of and creating a better quality of life for the medically under-served residents of west Volusia.

### **Background and Program Description:**

Since 2000, HHI's service model has been distinguished by the use of paraprofessional bilingual Community Health Workers (CHW). The utilization of bilingual CHWs has been recognized as a best practice for improving access to health care among uninsured and medically under-served individuals.

HHI's programs promote wellness and improve health indicators among medically under-served adults by providing community based, culturally- and linguistically competent chronic disease health screening and education. As part of the West Volusia Hospital Authority grant, HHI provides eligible (uninsured, low income residents) west Volusia residents FREE chronic disease health screening intended to bring awareness to the participants current health status and improve their health risk profiles as determined by body mass index (B.M.I.), blood glucose, blood pressure, and cholesterol levels. Based on the screen results HHI's CHWs provide an



individualized one-on-one chronic disease education that includes helping the participant prepare an action plan of healthier lifestyle goals to start addressing issues identified through the health risk assessment.

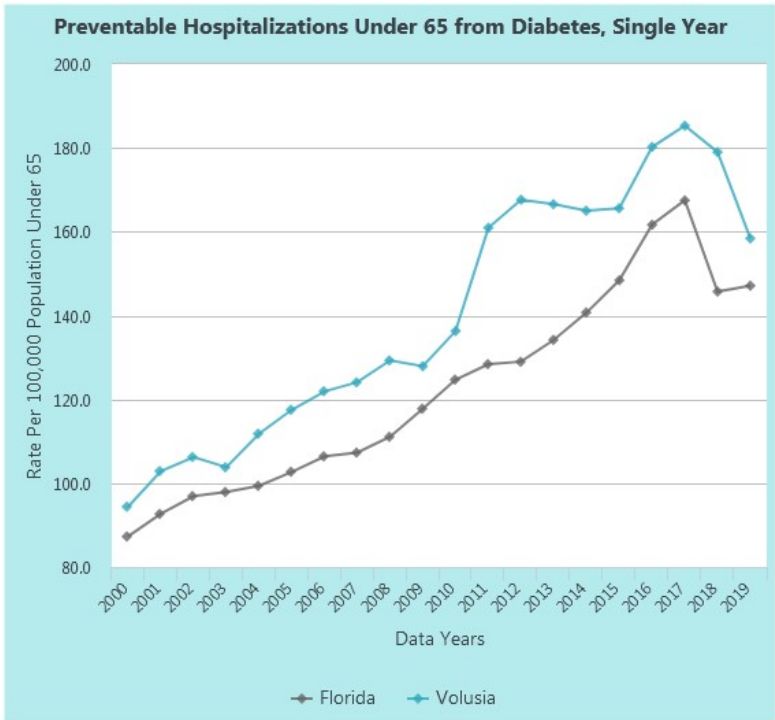
**Need:**

A Health of the Hispanic Community in Volusia County, 2017 special report from the Florida Health department stated: (flhealthcharts.com)

- In 2017, Hispanic residents in Volusia County died from diabetes at a rate higher than the county, state, U.S., and the HP2020 target.
- The chronic kidney disease death rate for Hispanic residents was higher than the rates for the county and state by 5.8 percent and 23.3 percent, respectively.
- The percent of Hispanic adults with pre-diabetes increased by 117 percent (2013-2016).

As outlined in figure 1 below, in 2019 the rate for preventable hospitalizations under 65 from diabetes in Volusia County (158.4) was slightly above the rate for the state of Florida (147.1). (flhealthcharts.com)

figure 1.



A 2017 public health data brief (figure 2), published by the Volusia county DOH, outlines diabetic emergency room visits, in the year 2016, for Volusia residents. The results for the northwest and southwest areas were 5748 individual visits totaling \$69,230,198 dollars (averaging \$8,200 per visit). (FL DOH - Public Health Data Brief)

figure 2.

Diabetes Measures for Emergency Department Visits , Volusia County, 2016 Measures	Florida	Volusia County	Quadrants			
			Northeast	Northwest	Southeast	Southwest
Age-adjusted ED visits rates per 100,000 population	N/A	2461.6	2339.7	2521.1	1695.1	3227.1
Total charges	\$6,098,599,376	\$109,546,549	\$23,232,692	\$20,820,742	\$14,954,886	\$48,409,456
Average charge per visit	\$8,961.64	\$6,641.20	\$5,017.86	\$8,197.14	\$4,720.61	\$8,218.92

Activities:

"Cuidando Mi Salud/Taking Care of My Health" Health Risk Assessment (HRA):

The HRA consists of biometric and behavioral screening for risks of metabolic (diabetes) and cardiovascular disease. Measures include B.M.I., blood glucose, blood pressure, cholesterol, and a personal and familial health history. Results of the biometric screening and health history are discussed in a one-on-one coaching session by HHI’s CHWs. In addition, each participant receives behavioral education using evidence based curricula and strategies for those whose show increased risk for chronic disease. Behavioral education focuses on regular primary care visits, healthy nutrition and regular physical activity, for the prevention and self-management of chronic disease such as cardiovascular and diabetes type II. The coaching and behavioral education includes recommendations and referrals for ongoing primary and/or behavioral health care, as indicated by the screening outcomes. In addition, the HRA participant formulates, with the help of the CHW, a healthier lifestyle action plan of goals to use in their strategy for the prevention or self-management of chronic disease. The HRA goals create for the individual; an awareness of lifestyle related risk factors for chronic disease and engages those high-risk individuals with behavioral modifications known to improve clinical outcomes related to chronic disease progression.

Outcomes & Achievements:

Recently HHI was fortunate to obtain testimonials from 1 past and 2 present CMS/TCMH participants stating:

- “I first saw you back in 2019 and I was not in control of my conditions. I was extremely obese and needed several different medications. Because of your HRA, since then, I have lost over 80lbs. and I’m down to only 3 medications”
- “Because of you I learned that I might have high blood pressure. So I went to the clinic and now I’m taking blood pressure medication to try and keep it under control”
- Three months after HHI’s initial encounter with the participant they lowered their A1C from 11% to 7%. (WVHA card holder/MiCare patient)

The HHI/WVHA contract began in October 2021 and as of July 31, 2022, program outcomes are as follows: *(Not all participants are reimbursable under the guidelines of the WVHA contract.)*

- 80 "Cuidando Mi Salud/Taking Care of My Health" HRA sessions held
- 384 participants were served through the program
- 296 participants billed under the guidelines of the WVHA contract, were screened for Blood Pressure, B.M.I., Cholesterol, Glucose.
- 225 participants billed under the guidelines of the WVHA contract, received one-on-one health and behavioral education using evidence based curricula and strategies focused on regular primary care visits, healthy nutrition and regular physical activity, for the prevention and self-management of chronic disease.
- 9 participants billed under the guidelines of the WVHA contract, received follow-up service to support their self-management of chronic disease.
- All of the HRA participants billed under the guidelines of the WVHA contract, received direct case management including additional CHW’s support for the behavioral education, contacting and collaborating with relevant health care providers, providing immediate referrals to appropriate health care providers, connecting with WVHA’s Health Card prescreening enrollment service providers and other medical and/or social services needed.
- 296 participants were referred to the House Next Door for WVHA’s Health Card prescreening enrollment service and appropriate health care providers (NEFHS & Good Samaritan) for primary care services

**Participant demographics:** (These numbers are based on all program participants including those not reimbursable under the guidelines of the WVHA contract.)

- The program had a 66% Female participation rate (34% Male)
- The program participants race/ethnicity were as follows:

AFRICAN AMERICAN	14%
WHITE	27%
HISPANIC	52%
ASIAN	1%
AMERICAN INDIAN	0.3%
OTHER	3%

- Program participant age ranges were as follows:

AGE	
18-24	2%
25-44	34%
45-64	47%
65+	17%

➤ Program participants live within several zip codes in west Volusia

32102	3	32724	49
32105	0	32713	3
32130	25	32764	0
32180	35	32725	37
32190	4	32738	55
32706	0	32739	0
32722	0	32763	32
32720	95	32774	0
32721	3	32744	0
32723	1	32754	0

➤ Program participants with screening results in high ranges

	% of Total Participants
BLOOD PRESSURE (SYSTOLIC >=130 or DIASTOLIC >=90)	40% & 24%
CHOLESTEROL (>=200)	35%
GLUCOSE (>=200)	13%
BMI (>=25)	77%

**Additional positive participant outcomes obtained through screening and health and behavioral education:**

- Increased knowledge and awareness of their current health status related to chronic disease for at -risk adults
- Increased knowledge and awareness of healthier nutrition substitutes and techniques for the prevention and/or self-management of chronic disease conditions for at -risk adults
- Increased knowledge and awareness of physical activity techniques for the prevention and/or self-management of chronic disease conditions for at -risk adults
- Increased knowledge and awareness of primary care options available within the west Volusia area

The need for early interventions, for persons at risk for chronic disease, incorporates both clinical and financial benefits, for them, as well as, the community they live in. Studies have shown that making lifestyle changes that include losing weight, increasing physical activity and nutritional changes can greatly reduce the risk for chronic disease. Many of the outcomes listed above are associated with positive and healthy lifestyle changes because of the interventions participants received through HHI’s CMS/TCMH program, providing West Volusia residents who accessed the program, the knowledge and tools needed in the prevention or control of chronic disease.

**Program Value/Savings:**

HHI regularly encounters participants without any knowledge of their current health status or the local primary care options available to them. On several occasions HHI's CMS/TCMH program

has been the means for that eye opening moment when a participant who felt that their health was fine, realized, based on their health screen results, they now have to seek a doctor to further investigate potential issues with their health.

Because of the CMS/TCMH program's screening interventions and the education utilizing evidence based curricula and strategies for the prevention or self-management of chronic disease, the positive health outcomes achieved by the program's participants, are proof of the program's cost saving to the WVHA and the west Volusia community as a whole.

All of HHI's health programs help address existing disparities related to access to health care and the cost burden of uncontrolled diseases and conditions. HHI's programs provide every participant with a greater potential for the prevention and/or control of disease, which creates an opportunity for enormous savings for both the participant and the community they live in.

**Lessons Learned:****Successes:**

- HHI has over 20 years' experience, successfully educating, advocating for and connecting, thousands of central Florida's medically underserved residents to health and social services. The organization has successfully managed several multi- year Federal, State and foundation grants totaling in the millions of dollars. HHI stands ready to help the WVHA Board in any capacity they see fit.
- Participants who have adhered to what they learned as a result of HHI's CMS/TCMH program can decrease their risk for uncontrolled chronic disease.
- HHI continues to build collaborative partnerships with various grassroots organizations, businesses and governmental agencies. These successful partnerships lead to improvement in the delivery of health and human services for West Volusia's disadvantaged residents. HHI's outreach sites include, among others, churches, food pantries and partner agency locations. These relationships will continue to help HHI and others to bring much needed health and human services directly into the community.
- HHI and several other WVHA grantees remain as members of The West Volusia Collaborative.

**Challenges:**

- The misconception that HHI is providing duplicate services with its chronic disease screening and education program. A search for local resources that provide chronic disease awareness and education, showed HHI as the only source for bilingual chronic disease health risk assessments free of charge for indigent populations of west Volusia.
- Finding additional funding outside of the WVHA grant has been a consistent challenge for HHI.

**Recommendations:**

- Studies have shown the return on investment (ROI) for chronic disease prevention and self-management programs range from \$3 to \$5 or more for every dollar invested. Expansion of HHI's funding and programs would prove to be a practical decision for any entity who has an interest in creating access to competent health care options for our most vulnerable populations.



## August 2022 Report to the West Volusia Hospital Authority Board

### Background

---

For over 50 years, Community Legal Services of Mid-Florida, Inc. (CLSMF) has provided free legal assistance and advocacy to Central Florida's low- to moderate-income residents.

In grant year 2016-2017, CLSMF entered into an agreement with the West Volusia Hospital Authority (WVHA) to provide services to WVHA cardholders to resolve legal issues preventing them from qualifying for alternative types of healthcare. The CLSMF medical-legal partnership (MLP) represents WVHA cardholders in initial applications for and denials of benefits from the Social Security Administration (SSA), Medicaid, Medicare, or Veterans benefits. These cases are most often for cardholders who should be receiving other health coverage on account of their disability, and are therefore, high need, high-cost utilizers of WVHA services. By moving these WVHA cardholders to other available health coverage, CLSMF saves West Volusia taxpayers money.

Recognizing the hardship WVHA cardholders faced when there was no contract in place between the WVHA and any hospital for Emergency Department services, the Board has also approved the MLP to defend cardholders against collection attempts by AdventHealth DeLand, AdventHealth Fish Memorial, or Halifax Medical Center of Deltona for these services. The MLP provides cardholders with legal advice regarding debt collections and working with AdventHealth and Halifax to streamline the process to assist cardholders with qualifying for the various patient financial assistance programs.

### Services

---

So far this grant cycle (October 1, 2021 to July 31, 2022):

- 30 unique WVHA cardholders served in 33 different cases
- 1 case "rejected" because the patient declined services after referral
- 15 cases opened since start of 2021-2022 grant cycle, 18 cases that were opened in a prior funding cycle and remained active
- 6 Emergency Department bill cases, 26 SSA disability cases, 1 Medicaid case
- 20 cases have been closed, 13 remain open pending resolution
- **3 cardholders now with alternative health coverage**
- **\$2,545 monthly SSA benefits**
- **\$50,981.75 retroactive SSA benefits**
- **\$57,970.11 Emergency Department bills avoided**

Since start of WVHA funding (2016-2017):

- **26 cardholders now with alternative health coverage**
- **\$17,005.00 monthly SSA benefits** (does not include annual COLA increases)
- **\$333,963.49 retroactive SSA benefits**
- **\$97,756.40 Emergency Department bills avoided**

In addition to the WVHA-funded services above, CLSMF offers access to the entire firm to provide truly holistic legal services to all clients with funding from a variety of other sources. WVHA clients have been referred to other in-house units for assistance with evictions, fair housing offenses, housing and credit counseling, advanced directives, and Medicaid and estate planning.

## Partnership Activities

CLSMF continues to lead the West Volusia Collaborative, created in 2018 in coordination with other WVHA-funded organizations. This Collaborative meets monthly to discuss upcoming community events, individual agency programs, and other information relevant to our mutual patients/clients. MLP advocates provide updates to this group on legal issues that may affect their WVHA cardholder patients/clients, and occasionally arranges for other CLSMF advocates to present on their relevant practice areas.

CLSMF continues to strengthen our partnership with the miCare healthcare team, moving closer to a fully integrated MLP model. The miCare staff has been extremely receptive to working with the MLP to make referrals for services via the MLP's online referral. We work together to identify patients who should meet the definition of "disabled," and screen them for eligibility for state and federal programs for the disabled.

Additionally, this grant year we have successfully negotiated a flat rate for medical records provided by third-party records custodian CIOX. CIOX maintains records for AdventHealth and under Florida law can charge \$1 per page. This often resulted in hundreds, sometimes thousands, of dollars in medical records costs per case. This change will greatly reduce those costs.

## Client Success Story

(Name has been changed to protect client confidentiality)

Martha has been homeless for a few years, living in a tent. She was diagnosed with stage 3 cancer in 2021 and began to receive chemotherapy. Receiving chemo while homeless has made treatment and recovery much more difficult for Martha. Jeanette at miCare Clinic identified Martha as a patient who may qualify for disability benefits and used CLSMF's online referral to refer her case to the MLP.

The MLP's advocate, Lisa, submitted Martha's disability application and within weeks she was awarded benefits! Martha now receives monthly SSI benefits of \$794 and Medicaid. She is no longer a WVHA cardholder. Since receiving her benefits, Martha has been able to schedule surgery to have the cancer removed and has begun saving for an apartment.

**From:** [Eric Horst](#)  
**To:** ["stebo@westvolusiahospitalauthority.org"](mailto:stebo@westvolusiahospitalauthority.org)  
**Cc:** [Nicole Sharbono](#); [Ivan Cosimi](#); [Andrea Schweizer](#); [Sheila Jennings](#)  
**Subject:** SMA Agenda Item  
**Date:** Wednesday, July 27, 2022 2:05:36 PM  
**Attachments:** [West Volusia County SMA Behavioral LIP LOA 20-21 EXECUTED.pdf](#)

---

Stacy:

Welcome to the WVHA! Let me introduce myself. I am Eric Horst, CFO for SMA Healthcare. I would like to request inclusion on the August 18 agenda for the topic "LIP Funding for SMA Healthcare".

Over the last four years, SMA has received Low Income Pool (LIP) funding from the Agency for Healthcare Administration (AHCA). This funding helps compensate for unreimbursed expenses related to providing services to low income clients, also described as "Charity Care". SMA is one of 10 behavioral health organizations in the state that have achieved Central Receiving System (CRS) certification. That CRS designation is a requirement for participation in LIP funding. Another requirement, is to partner with a community government organization to provide an Intergovernmental Transfer (IGT). The IGT is a transfer of community funding directly to AHCA. Through ACHA, the funds are matched by federal Medicaid dollars, the original IGT and match amount are returned to SMA to pay for charity care costs related to provision of behavioral health services. During FY 2022, the WVHA provided \$257,582 from the "Baker" act contract that was matched by \$528,448 in Medicaid dollars and subsequently paid to SMA. The dollars transferred from the WVHA comes out of the existing contracts with SMA and does not result in additional expense to the WVHA. We expect the FY 23 match requirement to be near the \$300,000 level, however we won't know the exact amount until AHCA completes their work and submits a new Letter of Agreement (LOA) to the WVHA.

Participation in the LIP program, is based on our ability to provide an executed LOA by 10/1/2022. The purpose of asking to be included on the August agenda is to answer any question the board may have in advance of that deadline. AHCA will not produce the LOA until mid-September. So we will need to ask for approval of that specific agreement at the September board meeting.

I attached an earlier LOA, let me know if you have any questions.

**Eric Horst**

Chief Financial Officer  
SMA Healthcare

150 Magnolia Ave.  
Daytona Beach, FL 32114  
(386) 236-1801

[ehorst@smahealthcare.org](mailto:ehorst@smahealthcare.org)



**WEST VOLUSIA HOSPITAL AUTHORITY  
AGENDA MEMO**

TO: WVHA Commissioners

FROM: Stacy Tebo, WVHA Administrator

RE: WVHA Business Cards – Quality Quickprint

DATE: August 9, 2022

At our recent meetings with Senator Wright and Representative Barnaby, it became apparent that we need business cards for the Board and myself. I contacted Quality Quickprint for pricing. There is a \$25 typesetting charge to set the business card.

250 = \$45  
500 = \$50  
1000 = \$60  
2000 = \$95

If we ordered 1000 for each board member and myself, the total would be \$385.



**WVHA Administrator  
Stacy Tebo**

Phone: (386) 626-4870 • Cell: (386) 456-1252  
stebo@westvolusiahospitalauthority.org  
P.O. Box 940 • DeLand, FL 32721-0940



**Commissioner July Craig**

Phone: (386) 626-4870 • Cell: (386) 738-5781  
jcraig@westvolusiahospitalauthority.org  
P.O. Box 940 • DeLand, FL 32721-0940



**Commissioner Jennifer Coen**

Phone: (386) 626-4870 • Cell: (407) 719-0884  
jcoen@westvolusiahospitalauthority.org  
P.O. Box 940 • DeLand, FL 32721-0940



**Commissioner Roger Accardi**

Phone: (386) 626-4870 • Cell: (386) 774-5800  
raccardi@westvolusiahospitalauthority.org  
P.O. Box 940 • DeLand, FL 32721-0940



**Commissioner Voloria Manning**

Phone: (386) 626-4870 • Cell: (386) 748-9254  
vmanning@westvolusiahospitalauthority.org  
P.O. Box 940 • DeLand, FL 32721-0940



**Commissioner Donna Pepin**

Phone: (386) 626-4870 • Cell: (386) 717-5656  
dpepin@westvolusiahospitalauthority.org  
P.O. Box 940 • DeLand, FL 32721-0940

## **WEST VOLUSIA HOSPITAL AUTHORITY AGENDA MEMO**

TO: WVHA Commissioners

FROM: Stacy Tebo, WVHA Administrator

RE: New Email Server at mxroute.com

DATE: August 9, 2022

I learned that WVHA did not have its own email server when trying to get emails copied to a hard drive from DRT. DRT was storing the WVHA emails on its Microsoft exchange server with all emails sent or received being blind copied to [wvha@drtcpa.com](mailto:wvha@drtcpa.com).

Our website provider is Bluehost, and Wesley Slade is our main contact there. He sets up the email accounts, updates our website, and provides IT support. He provided me with the attached outline with the history of WVHA email since he's been working on it. When the Board discussed options in the summer of 2020, they chose to only utilize the Bluehost webmail as DRT was capturing emails on their exchange server. The option from Google at that time was a little under \$2k.

The WVHA needs its own email server. The current operation begun on 7/1/22 with Bluehost was a temporary measure to capture and preserve emails until we found a permanent solution. Wesley researched options for us and recommended mxroute.com. The initial cost for the new email server is \$680. This includes the set-up fee of \$615 and the yearly storage fee of \$65 for 50GB. The server will capture all emails sent and received from WVHA accounts, regardless of how they are sent.

The most important thing is that every email sent or received is captured, and we are in compliance with the public records law. I recommend that the Board approve the new email server at mxroute.com.

## Background

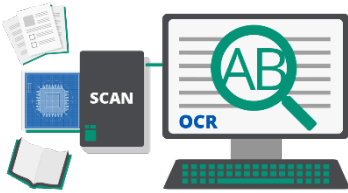
1. The existing email system has been in use since December 2020. Prior to that, each member's personal or business emails were used.
2. The change from individual emails was necessary to meet the state's requirements for document retention.
3. The Commissioners and professional management reviewed a proposal for business email services from Google. The discussion was tabled, and lower cost options were requested.
  - a. Cost using Google was \$6.00 per user per month x 17 x 12 =\$1,224
  - b. Maintenance and email setup \$615 one-time fee.
4. Using the email provided for free with the WVHA website's hosting plan was accepted as the new email solution.
  - a. Cost was \$615 one-time setup
5. The consensus at the time was that only a few emails would be sent, and the additional business features from Google were not required.
6. Currently every email sent to a WVHA mailbox is automatically copied to the archive email box.
7. Currently every email sent from a WVHA webmail account is automatically sent to the archive email box.
  - a. Since 7/1/2022 this archive has been stored at the WVHA website host.
  - b. From 12/2020 to 6/30/2022 the email copies were stored at [wvha@drtcpa.com](mailto:wvha@drtcpa.com)

## Current Status as of 8/3/22

8. The 12/2020-6/30/2022 archive contains 4,116 emails and is stored on Stacy Tebo's laptop.
9. The individual WVHA emails stored at the website host contain a total of 2,711 emails and use 11.40 GB of storage space.
  - a. The archive for emails sent and received since 7/1/2022 contains 1022 emails and uses .23 GB in storage space.
10. The WVHA website is using 4.45 GB in storage
11. WVHA website, the WVHA emails and archive is using 18% of the space allocated to 60-80 other websites.

## Requested changes

12. Move all the WVHA Emails including the archive to a new email server at mxroute.com
  - a. Cost for 50GB of storage \$65 per year using mxroute.com large account
  - b. Cost to set up new mail accounts and move the existing mail accounts \$615 one time
    - i. At the current usage rate, a 50 GB account would be full in 1.5 years.



## LARGE-SCALE SCANNING SERVICES

### 6 REASONS TO DIGITIZE YOUR DOCUMENTS



#### TIME – HOW DO YOU SPEND YOUR TIME?

Digitizing documents allows you to organize and find them faster. Imagine finding a document in 30 seconds or less. In today's fast-paced business world, having immediate access to critical documents saves time and money.



#### LOCATION – WHERE ARE YOUR DOCUMENTS?

Paper documents take up valuable office space and increase the risk of losing or misplacing paper files. You save storage fees and retrieval request time by digitizing your files.



#### ACCESS – WHO CAN SEE WHAT AND HOW DO THEY GET IT?

Scanning your documents allows you to share information instantly from any location. Electronic files eliminate the need for costly reproduction and mailing. Track, search, find, and share your documents in minutes instead of hours or days.



#### PREPARATION – CAN'T PREDICT THE FUTURE?

Electronic files provide extra assurance that you can access your information during a disaster or pandemic. Digital documents provide backup copies of your files in an easy-to-access digital format.



#### RETENTION – WHAT DO YOU NEED TO KEEP AND ELIMINATE WHAT YOU SHOULD?

Your state has a records retention policy but implementing this policy with paper documents is challenging. Retention is easy with digital records ensuring you meet requirements with minimal effort.



#### COMPLIANCE – READY TO COMPLY WITH REGULATIONS FOR DIGITAL RECORDS?

President Biden signed an executive order requiring digital government records in conjunction with the Paperwork Elimination Act and Electronic Signature Act. These actions make it clear that digital is the future of records.

*"We have scanned our records through MCCi for years. Digital records allow us to retrieve records quickly and easily! It saved us time, money, and space that is no longer needed for storage. Scanning projects are so successful; we ensure it is budgeted annually."*

- City of Oakland Park, Florida

## YOUR DOCUMENTS & DATA ARE IN GOOD HANDS

We live and breathe digital transformation and believe in finding ways to improve processes for your success and bottom line.

### Experience:

- 20+ Years of Document Scanning, Conversion, and Indexing
- Infrastructure for Any Size Project
- Top Laserfiche Solution Provider

### Security:

- SOC-2 Type II Certified
- CJIS Ready ACE
- HIPPA Awareness Training
- Employee Background Checks

### Reliability:

- Disaster Recovery Systems
- Start to Finish Project Updates
- Digital Access to Records During Project

### Common Records:

- Archives and Collections
- Historical Documents
- Bound Books
- Blueprints and Plans
- Letter and Legal
- Microfilm and Microfiche
- Aperture Cards

## GET TO KNOW OUR PROCESS

### PROJECT ASSESSMENT

The first step of any scanning project is to review document formats, types of files, number of images, time frame, and location.

### PICK-UP & TRANSPORT

We can box, inventory, transport your documents, and maintain "chain-of-custody" throughout the project.

### DOCUMENT PREPARATION

We accept paper in all conditions... stapled, with paperclips, covered in post-it notes, and more.

### SCANNING

Our experts use industry-leading scanners and software to produce accurate image results as efficiently as possible.

### IMAGE ENHANCEMENT & VALIDATION

Quality control is essential and occurs at every process step to verify the image quality and metadata accuracy.

### CUSTOM INDEXING

Our indexer assigns index values (metadata) to each image for easy and efficient search and retrieval.

### DELIVERY OF DOCUMENT IMAGES & DATA

We offer various options for delivering digital files including secure FTP or import into your Laserfiche system.

### DESTRUCTION OR RETURN

Depending on your preference, we provide secure document destruction or return delivery.

*"MCCI digitized 40 years of birth and death certificates. What took a month to look for records now only takes a few minutes. Their services were the solution to our problems!"*

- City of Grapevine, Texas

## ABOUT US

We are a business process automation company that accelerates digital transformation by adding intelligence to your processes. As an IT services company with expertise in delivering end-to-end solutions, we provide our clients with some of the leading hyperautomation technologies. We have a fierce commitment to be your end-to-end professional services provider. We are a trusted partner to over 1,400 organizations across all industries, including government, education, financial services, c-stores/fuel distributors, and manufacturing.



**Let's start the conversation:**

(800) 342-2633

[mccinnovations.com/contact](https://mccinnovations.com/contact)



## 2022 WVHA/CAC RANKING

Jacquelyn Lewis/Citizens Advisory Committee

Organization/Program/Service Line	Grade	Dollar Amount	%
FDOH/Dental Services	A	\$150,000.00	100%
The Neighborhood Center/Outreach	A	\$100,000.00	100%
The House Next Door/Therapeutic	A	\$60,000.00	100%
SMA/Baker Act	A	\$300,000.00	100%
SMA/Psychiatric/Homeless	A	\$78,336.00	100%
SMA/Residential	A	\$550,000.00	100%
Community Legal Services of Mid FL	A	\$105,793.70	100%
Healthy Start Coalition/HSCVF/Outreach	A	\$81,560.00	100%
Healthy Start Coalition/HSCVF/FSC	A	\$76,331.00	100%
Healthy Start Coalition/CHN	A	\$70,160.00	100%
Hispanic Health Initiative	A	\$75,000.00	100%
Rising Against All Odds	A	\$145,140.00	100%

*"In accordance with WVHA CAC Bi-Laws and after careful review and consideration of the grant application and all supporting documentation, along with site visits/calls/personal staff/patient/client interviews, this organization has and is providing the gold standard of care to our WVHA HealthCard members.*

*Furthermore, this organization clearly meets the criterium for identified needs for services addressed in the comprehensive community health needs study.*

*Therefore, it is my decision to fund this organization at 100% and give them an "A" ranking/grade."*

**From:** [stebo@westvolusiahospitalauthority.org](mailto:stebo@westvolusiahospitalauthority.org)  
**To:** [stebo@westvolusiahospitalauthority.org](mailto:stebo@westvolusiahospitalauthority.org)  
**Cc:** "Attorney Ted Small"; [john.mullen@phelps.com](mailto:john.mullen@phelps.com)  
**Subject:** John Mullen litigation update  
**Date:** Tuesday, August 9, 2022 12:54:52 PM  
**Attachments:** [image001.png](#)  
[WVHA Volusia - MOT - Volusia s Motion to Require Supersedeas Bond - 7 11 22.PDF](#)  
[AGREED ORDER RESOLVING CONTY OF VOLUSIA.pdf](#)  
**Importance:** High

---

WVHA Board Members,

Mr. Mullen has provided a litigation update for you. Please read his communication below.

Stacy Tebo  
WVHA Administrator



---

**From:** John Mullen (7867) <[John.Mullen@phelps.com](mailto:John.Mullen@phelps.com)>  
**Sent:** Tuesday, August 9, 2022 12:44 PM  
**To:** [stebo@westvolusiahospitalauthority.org](mailto:stebo@westvolusiahospitalauthority.org)  
**Cc:** [tsmall@westvolusiahospitalauthority.org](mailto:tsmall@westvolusiahospitalauthority.org)  
**Subject:** litigation update  
**Importance:** High

Stacy,  
Please forward my litigation update below, with attachments, to all Board members, today. Thank you,  
John

Dear Board members:

I write to provide an update on the litigation opposite the County concerning the Medicaid contribution dispute. As I reported in my July 14 update, after we filed our Notice of Appeal of Circuit Judge Weston's ruling to the Florida Fifth District Court of Appeal, the County Attorney filed a Motion to Require Supersedeas Bond (attached), which asks the trial court to require WVHA to post

a bond in the amount of \$2,496,810.26 – the amount of the Medicaid contribution in dispute.

Posting the bond would require WVHA to incur a fee of approximately 1.5% of the amount of the bond. As a potential resolution, I asked the County Attorney's office whether they would withdraw their Motion if WVHA deposited the funds in a separate, designated bank account maintained by WVHA. The County Attorney's initial response was that they would only agree to a resolution if WVHA deposited the funds in a third-party escrow account not maintained by WVHA. After further deliberation, the County Attorney agreed to accept my proposal under the terms of a proposed Agreed Order (attached) that would be submitted to the Court. I have conferred with Ted Small and we agree that this proposed Agreed Order is acceptable if the County Attorney will agree to replace the word "immediately" with "within 35 days of the Court's entry of this stipulation," in order to allow time to accomplish the administrative details of opening the new account. Resolution of the bond issue is desirable to allow us to focus on the substance of the legal issues on appeal and avoid collateral litigation, including the possibility of a second collateral appeal, on the bond dispute.

Resolution would also avoid the prospect of incurring the expense of paying a bond fee. We request the Board's approval for us to finalize negotiating the details of proposed Agreed Order to resolve the bond issue.

Best regards,

John

---

**John D. Mullen**

Phelps Dunbar LLP  
100 South Ashley Drive  
Suite 2000  
Tampa, FL 33602  
Direct: 813-472-7867  
Fax: 813-472-7570  
Email: [john.mullen@phelps.com](mailto:john.mullen@phelps.com)

CONFIDENTIALITY NOTICE - This e-mail message, including any attachments, is private communication sent by a law firm, Phelps Dunbar LLP, and may contain confidential, legally privileged information meant solely for the intended recipient. If you are not the intended recipient, any use, distribution, or copying of this communication is strictly prohibited. Please notify the sender immediately by replying to this message, then delete the e-mail and any attachments from your system. Thank you.

IN THE CIRCUIT COURT OF THE SEVENTH JUDICIAL CIRCUIT  
IN AND FOR VOLUSIA COUNTY, FLORIDA

COUNTY OF VOLUSIA,

Plaintiff,

v.

CASE NO.: 2022-10240-CIDL

WEST VOLUSIA HOSPITAL AUTHORITY,

Defendant.

\_\_\_\_\_ /

**AGREED ORDER RESOLVING COUNTY OF VOLUSIA'S**  
**MOTION TO REQUIRE SUPERSEDEAS BOND**

THIS CAUSE is before the Court on the request of the parties for this Court to enter an Agreed Order Resolving County of Volusia's Motion to Require Supersedeas Bond. Having reviewed the stipulation of the parties, and otherwise being fully advised in the premises, the Court approves the stipulation of the parties and notes as follows:

1. This Court issued a Final Writ of Mandamus on June 9, 2022, commanding West Volusia Hospital Authority (WVHA) to pay its share of the County of Volusia's financial responsibility of the State of Florida's Medicaid match allocation for the fiscal year 2021-2022 in the amount of \$2,496,810.26. (Doc. 24).

2. WVHA filed a Notice of Appeal of Final Order on July 7, 2022. (Doc. 25).

3. Because WVHA is a public body, its timely filing of a notice of appeal automatically operates as a stay pending review under Fla. R. App. P 9.310(b)(2).

4. On July 11, 2022, County of Volusia filed a Motion to Require Supersedeas Bond and requested this Court to enter an order requiring WVHA to post a supersedeas bond as a lawful condition of its automatic stay pending review. (Doc. 29).

5. WVHA objects to the Motion.

6. In order to resolve the Motion to Require Supersedeas Bond, the parties stipulate to the following:

Upon Court approval of this stipulation, WVHA will immediately deposit \$2,496,810.26 in a designated account with WVHA's bank, separate from WVHA's general operating account and all other funds, and retain this sum until the entry of mandate by the appellate court or until otherwise agreed by the parties.

7. This Court finds the above stipulation of the parties to be reasonable and in accordance with Florida law.

8. The above stipulation is approved without objection.

**WHEREFORE, it is ORDERED and ADJUDGED:**

1. The stipulation of the parties is approved.

2. WVHA will immediately deposit \$2,496,810.26 in a designated account with WVHA's bank, separate from WVHA's general operating account and all other funds, and retain this sum until the entry of mandate by the appellate court or until otherwise agreed by the parties.

3. The Motion to Require Supersedeas Bond is dismissed without prejudice.

**DONE AND ORDERED**, in Chambers, DeLand, Volusia County, Florida.

---

Kathryn D. Weston  
Circuit Court Judge

cc: All counsel of record.

**IN THE CIRCUIT COURT OF THE SEVENTH JUDICIAL CIRCUIT  
IN AND FOR VOLUSIA COUNTY, FLORIDA**

COUNTY OF VOLUSIA,

Plaintiff,

Case No.: 2022-10240-CIDL

Division: 02

v.

WEST VOLUSIA HOSPITAL AUTHORITY,

Defendant.

\_\_\_\_\_ /

**COUNTY OF VOLUSIA'S MOTION TO REQUIRE SUPERSEDEAS BOND**

COUNTY OF VOLUSIA (the County), pursuant to Fla. R. App. P. 9.310(b)(2), moves this Court to require West Volusia Hospital Authority (WVHA) to post a supersedeas bond as a lawful condition of its automatic stay pending review.

As grounds therefore, the County states:

1. This Court issued its Final Writ of Mandamus on June 9, 2022 (Doc. 24), commanding WVHA to pay its share of the County's financial responsibility for the State of Florida's Medicaid match allocation for the fiscal year 2021-2022 in the amount of \$2,496,810.26.

2. WVHA filed a Notice of Appeal of Final Order on July 7, 2022. (Doc. 25.)

3. Because WVHA is a public body, its timely filing of a notice of appeal automatically operates as a stay pending review under Rule 9.310(b)(2).

4. However, Rule 9.310(b)(2) authorizes the trial court, upon motion, to vacate the stay or impose any lawful conditions on the stay. A bond is a lawful condition of a stay as defined under Rule 9.310(c). As explained in the Committee

Notes:

Subdivision (b)(2) . . . provides for an automatic stay without bond as soon as a notice invoking jurisdiction is filed by the state or any other public body, other than in criminal cases, which are covered by rule 9.140(c)(3), *but the lower tribunal may vacate the stay or require a bond.*

Fla. R. App. 9.310 (emphasis added).

5. Here, the County does not seek to have the stay vacated, but merely seeks to require a bond as a lawful condition of the stay.

6. The Florida Supreme Court agreed that courts “may require a bond of a public body under many circumstances,” but not in suits involving planning-level legislative functions:

We, thus, construe rule 9.310(b)(2) as allowing trial and appellate courts the discretion to require governmental entities to post supersedeas bonds in suits where the judgment concerns operational-level functions but find that no authority exists to lawfully require such bonds in planning-level governmental functions.

*City of Lauderdale Lakes v. Corn*, 415 So. 2d 1270, 1272 (Fla. 1982).

7. In granting the County’s motion for final order in mandamus, this Court necessarily concluded that WVHA’s duty to pay its \$2,496,810.26 Medicaid obligation was ministerial and nondiscretionary. Therefore, paying the Medicaid

obligation was not a planning-level function. *See City of Delray Beach v. Department of Transportation*, 444 So. 2d 506 (Fla. 1st DCA 1984) (holding that requiring the city to post a supersedeas bond during stay of an order was not an abuse of discretion where judgment concerned no “decision” of city which could be characterized as either an operational or planning level-function).

8. The guiding principle in setting a supersedeas bond is to protect the party in whose favor judgment was entered by assuring its payment in the event the judgment is affirmed on appeal. *Wells v. Circle Redmont, Inc.*, 88 So. 3d 433, 435 (Fla. 5th DCA 2012).

9. In opposing the County’s complaint for mandamus, WVHA emphasized that, unlike the other two hospital districts, its Medicaid obligation was no small percentage of the overall WVHA budget. WVHA argued that it was a “heavy burden to generate enough tax revenue to pay the County’s Medicaid Match assessment.” (Doc. 9, p. 19.)

10. As alleged in the County’s complaint for mandamus and acknowledged in WVHA’s response, WVHA levied \$2,359,000 from its taxpayers to pay its 2021-2022 Medicaid obligation. But WVHA held on to the money—refusing to pay the County pursuant to section 409.915(5), Fla. Stat. (2021). Even without WVHA’s participation, the County still had to make monthly payments to the state pursuant to section 409.915(4) to satisfy the entire Medicaid obligation. A bond will ensure



that the funds levied from West Volusia residents remain available to satisfy WVHA's 2021-2022 Medicaid obligation once appellate review is completed. The citizens of West Volusia should not risk being taxed twice, and the citizens who don't live in West Volusia should not risk paying the Medicaid obligation of the entire county. A bond will protect all parties from the risk of mismanagement, dissolution, or other unforeseen circumstances.

WHEREFORE, the County respectfully moves this Court to impose a condition on the automatic stay pending appellate review requiring WVHA to post a good and sufficient bond for \$2,496,810.26.

### **CERTIFICATE OF SERVICE**

I certify that a true and correct copy of the foregoing has been filed with the Clerk of Court using the Florida Courts E-filing portal which will serve notice and a copy to John D. Mullen, Esq., 100 S. Ashley Drive, Ste. 2000, Tampa, FL 33602 ([john.mullen@phelps.com](mailto:john.mullen@phelps.com)) ([bonnie.solomon@phelps.com](mailto:bonnie.solomon@phelps.com)) ([lynn.malkowski@phelps.com](mailto:lynn.malkowski@phelps.com)) and to Darren J. Elkind, Esq., 142 E. New York Ave., DeLand, FL 32724 ([delkind@paulandelkind.com](mailto:delkind@paulandelkind.com)) ([clys@paulandelkind.com](mailto:clys@paulandelkind.com)) on July 11, 2022.

/s/W. Kevin Bledsoe, Esq.  
W. KEVIN BLEDSOE, ESQ.  
Deputy County Attorney  
Fla. Bar No.: 0029769  
123 W. Indiana Avenue  
DeLand, Florida 32720  
(386) 736-5950  
[kbledsoe@volusia.org](mailto:kbledsoe@volusia.org) /[mefird@volusia.org](mailto:mefird@volusia.org)