

West Volusia Hospital Authority
BOARD OF COMMISSIONERS and the CITIZENS ADVISORY
COMMITTEE (CAC) JOINT MEETING
April 21, 2022
DeLand City Hall
120 S. Florida Avenue, DeLand, FL
5:00 p.m.

Agenda

1. Call to Order Joint Meeting
2. Opening Observance followed by a moment of silence
3. Approval of Proposed Agenda
4. Consent Agenda
 - A. Approval of Minutes – Special Meeting RFP March 3, 2022
 - B. Approval of Minutes - Regular Meeting March 17, 2022
5. Citizens Comments
6. Citizens Advisory Committee, Linda White, Chair
 - A. Regular Meeting/Applicant Workshop Minutes March 1, 2022
7. Reporting Agenda
 - A. EBMS March Report – Written submission
 - B. WVHA miCare Clinic DeLand/Deltona March Report - Written Submission
 1. 2022 Quarter One Report
 - C. The House Next Door March Application Processing Report
8. Discussion Items
 - A. Community Health Needs Assessment Carrie Baird, One Voice for Volusia, Debi McNabb, AdventHealth Central Florida, Ethan Johnson, Department of Health in Volusia County
 - B. WVHA Funding Applications Received Spreadsheet 2022-2023
 - C. Multidistrict Opioid Litigation: Dismiss or Continue with New Class Counsel
 1. Attorney Romano's 3/24/2022 letter as reference in Attorney Small's Legal Update below
 - D. Registering WVHA on AdventHealth's Whole Health Hub – Commissioner Coen
 - E. Tentatively Scheduled Meetings 2022 (attached)
 1. Initial Budget Hearing September 8, 2022 DeLand City Hall
 2. Final Budget Hearing September 22, 2022 DeLand Police Department Community Room
9. Follow Up Items
 - A. Greg Heeter – Certificate of Appreciation Presentation
 - B. Accounting and/or Administrative Services RFP Update
 - C. Eligibility Guidelines Revision Recommendations – Emailed to Board & THND 4-13-2022
 - D. Print Estimates Design/Edits to WVHA Outdated Trifolds
 1. E. O. Printer Painting Co. (attached)
 2. Quality Quickprint (attached)
 - E. Potential Summary Benefits Plan and Provider Changes Re: Availability of Facility-Based Skilled Nursing Care After Already Covered Services – Commissioner Manning
 1. Email Darik Croft, COO, EBMS/miCare dated 4/12/2022 Attached)
 2. EBMS Final Recommendation (attached)
 - F. Response Costs to FL Auditor General's Operational Audit (attached)
 - G. Review of CAC Process – (Preliminary Draft Procedure attached) - Commissioner Coen
10. Finance Report
 - A. March Financials
11. Legal Update
12. Adjournment

**WEST VOLUSIA HOSPITAL AUTHORITY
WVHA BOARD OF COMMISSIONERS SPECIAL MEETING**

DeLand City Hall
120 S. Florida Avenue, DeLand, FL
5:00 P.M.
March 3, 2022
DeLand, Florida

Those in Attendance:

Commissioner Voloria Manning
Commissioner Roger Accardi
Commissioner Jennifer Coen
Commissioner Donna Pepin
Commissioner Judy Craig

CAC Present:

Jacquie Lewis
Patrick Rogers

Others Present:

Attorney for the Authority: Theodore Small, Law Office of Theodore W. Small, P.A.
Accountant for the Authority: Ron Cantlay, Dreggors, Rigsby & Teal, (DRT) P.A.
Administrative Support: Eileen Long, DRT

Call to Order Regular Meeting

Chair Coen called the meeting to order. The meeting took place at DeLand City Hall in the Commission Chamber, located at 120 S. Florida Ave., DeLand, Florida, having been legally noticed in the Daytona Beach News-Journal, a newspaper of general circulation in Volusia County, commencing at 5:05 p.m.

Approval of Proposed Agenda

Motion 022 – 2022 Commissioner Accardi motioned to approve the amended agenda as presented. Commissioner Craig seconded the motion. The motion passed unanimously.

Citizens Comments

There was one.

Commissioner Discussion

Draft Request for Proposal (RFP) for WVHA Accounting and/or Administrative Services (attached)

Mr. Small reviewed the edits that had been made to the RFP document and would be incorporated into the document to be presented for Board approval during the March 17, 2022 Regular Meeting.

There was much Board discussion regarding the content in the RFP and consent to including under Administrative Functions, Item 8. “Coordinate at least monthly with Chair or Vice-Chair of Board and CAC to plan for completion of administrative tasks prior to upcoming meetings”. There was further discussion regarding Item 14.1 under Administrative Functions adding “Depending on whether the administrative staffer would expect to have additional contracted time available after completing the functions described in items 1. – 13. and has the competence to perform research and compile data and reports, the Board may assign additional long term planning research and report responsibilities that will facilitate Board decision making”.

There was further discussion involving restructuring the evaluation of the proposal’s points structure.

Option to Separate Draft into 2 Separate RFP’s

There was Board consent to keep the RFP in a single draft.

Option to Outsource Administrative Services in Ongoing Contracts with Court Reporter or Similar Agency and Temporary Staffing

Mr. Small advised the Board regarding his findings to outsource Administrative Services.

Next Steps to Finalizing RFP

There was Board discussion regarding the timeline in releasing the RFP and consent that the RFP would be released on Friday, March 18, 2022 with proposals due by Wednesday, April 27, 2022 prior to 12:01 p.m.

Planning for Distribution of RFP and Where to Post or Advertise

Mr. Cantlay mentioned DemandStar, a free governmental RFP website, previous audit bidders, reach out to SE Volusia Hospital District to identify who their previous audit bidders were and see if there is interest, to name a few.

Identifying Potential Applicants

There was Board discussion and consent that DRT would send out advanced notification that this RFP for Administrative and/or Accounting Services be sent out to the WVHA Funded Agencies.

Commissioner Comments

Motion 023 – 2022 Commissioner Craig motioned to preliminarily approve the RFP draft as corrected during tonight’s special meeting. Commissioner Manning seconded the motion. The motion passed unanimously.

Motion 024 – 2022 Commissioner Craig motioned that DRT be authorized to negotiate ad publications in the DeLand Beacon, Daytona Beach News-Journal and the Orlando Sentinel to advertise the solicitation of the Request for Proposal for Administrative and/or Accounting Services. Commissioner Pepin seconded the motion.

Roll call:

| | |
|----------------------|-----|
| Commissioner Accardi | Yes |
| Commissioner Craig | Yes |
| Commissioner Pepin | Yes |
| Commissioner Manning | Yes |
| Chair Coen | Yes |

The motion passed unanimously.

There being no further business to come before the Board, the meeting was adjourned.

Adjournment

Jennifer Coen, Chair

**WEST VOLUSIA HOSPITAL AUTHORITY
WVHA BOARD OF COMMISSIONERS REGULAR MEETING**

DeLand City Hall
120 S. Florida Avenue, DeLand, FL
5:00 P.M.
March 17, 2022
DeLand, Florida

Those in Attendance:

Commissioner Voloria Manning
Commissioner Roger Accardi
Commissioner Jennifer Coen
Commissioner Donna Pepin
Commissioner Judy Craig

CAC Present:

Jacquie Lewis
Linda White

Others Present:

Attorney for the Authority: Theodore Small, Law Office of Theodore W. Small, P.A.
Accountant for the Authority: Ron Cantlay, Dreggors, Rigsby & Teal, (DRT) P.A.
Administrative Support: Eileen Long, DRT

Call to Order Regular Meeting

Chair Coen called the meeting to order. The meeting took place at DeLand City Hall in the Commission Chamber, located at 120 S. Florida Ave., DeLand, Florida, having been legally noticed in the Daytona Beach News-Journal, a newspaper of general circulation in Volusia County, commencing at 5:03 p.m. The meeting was opened with The Pledge of Allegiance followed by a moment of silence.

Commissioner Accardi and Commissioner Craig were running late.

Approval of Proposed Agenda

Motion 025 – 2022 Commissioner Pepin motioned to approve the agenda as presented. Commissioner Manning seconded the motion. The motion passed by a 3-0-2 vote.

Consent Agenda

Approval of Minutes – Regular Meeting February 17, 2022 (with Errata Sheet)

5:07 p.m. Commissioner Accardi arrived to the meeting already in progress.

Motion 026 – 2022 Commissioner Manning motioned to table Discussion Item 8. C. CAC Approved Conflict of Interest Form for Final Board Review/Approval – CAC ByLaws (rev 2-19-2015 attached). The motion died for lack of a second.

Motion 027 – 2022 Commissioner Pepin motioned to approve the Consent Agenda. Commissioner Accardi seconded the motion. The motion passed by a 4-0-1 vote.

**Citizens Advisory Committee (CAC), Chair Linda White
Verbal Update CAC Meeting March 1, 2022**

CAC Chair Linda White updated the Board regarding the CAC meeting of March 1, 2022.

Reporting Agenda

**EBMS February Report – Written Submission
WVHA miCare Clinic DeLand/Deltona February Report - Written Submission
The House Next Door (THND) February HealthCard Report
Contractual Utilization Reports to the WVHA Board of Commissioner
Waylan Niece, The Neighborhood Center**

Mr. Waylan Niece updated the WVHA Board regarding The Neighborhood Center's 2021-2022 current year's WVHA Funding utilization.

5:23 p.m. Commissioner Craig arrived to the meeting already in progress.

**Tachara Ferguson-Reid, Dental Program Manager, Florida
Department of Health**

Ms. Tachara Ferguson-Reid updated the WVHA Board regarding The Florida Department of Health's 2021-2022 current year's WVHA Funding utilization.

Citizens Comments

There were three.

Discussion Items

James Moore & Company (JMco) Independent Audit Engagement Letter

Motion 028 -2022 Commissioner Craig motioned to authorize the Chair to sign the James Moore & Company Management Representation Letter. Commissioner Accardi seconded the motion. The motion passed unanimously.

AdventHealth Launch Whole Health Hub-Commissioner Coen – 10 Minute Video Presentation

There was Board consensus that the registration for the WVHA on the Whole Health Hub would be brought back before the Board during the April 21, 2022 Joint Meeting with the Board and the CAC.

CAC Approved Conflict of Interest Form for Final Board Review/Approval – CAC ByLaws (Rev. 2-19-2015 attached)

Mr. Small explained that the CAC ByLaws, under Article XIII "Conflict of Interest" is already contained and governed by Florida Statutes, Chapter 112, Code of Ethics for Public Officers and Employees.

WVHA Site Visit Review Excel Spreadsheet Recap/Re-Evaluation – Commissioner Coen

Chair Coen reviewed the Excel Spreadsheets that she compiled for the Board to utilize as a tool in reviewing, in summary, the findings of previous and future Contractual Compliance Site Visit Reviews.

Florida Auditor General Transmittal Letter dated February 21, 2022

Response Letter Collaboratively by Ron Cantlay, CPA, Dreggors, Rigsby & Teal, PA and Law Offices of Theodore W. Small, PA (attached)

Attorney Small email threads dated 3/7/2022 (attached)

The Gunster Law Firm on behalf of Rising Against All Odds (dated March 4, 2022 attached)

Mr. Cantlay reviewed the Florida Auditor General's transmittal letter dated February 21, 2022 and the collaborative response letter as drafted by Mr. Cantlay and Mr. Small. Along with The Gunster Law Firm response on behalf of Rising Against All Odds.

Motion 029 – 2022 Commissioner Manning motioned to approve the response letter as prepared and presented collaboratively by Mr. Cantlay and Mr. Small. Commissioner Pepin seconded the motion.

There was some Board discussion and agreed upon minor edits that were inserted into the response document.

Motion 029 – 2022 (AMENDED) Commissioner Manning amended her motion to approve the response letter as prepared collaboratively by Mr. Cantlay and Mr. Small and amended as a result of tonight's Board discussion. Commissioner Craig seconded the motion.

Roll call:

| | |
|----------------------|-----|
| Commissioner Accardi | Yes |
| Commissioner Craig | Yes |
| Commissioner Manning | Yes |
| Commissioner Pepin | No |
| Chair Coen | Yes |

The motion carried.

Follow Up Item

Eligibility Guidelines (EG) Revision Recommendations

Ms. Long explained that this is an annual review process that will remain on the agenda up until June.

Mr. Small confirmed that the Board should review the EG's to determine if there are things that they believe should be changed and bring them to the next meeting. By June, the Board should be ready to vote on any changes.

Response Costs to Florida Auditor General's Operational Audit through February 2022 (spreadsheet attached)

Appreciation Greg Heeter

There was much discussion by the Board about how to properly show Greg Heeter appreciation for all of his volunteered typesetting and creation of the WVHA "About Us" brochure. Chair Coen stated for the record that she personally purchased a \$100.00 gift card and Commissioner Craig stated that she could procure a certificate of appreciation, and this would all be presented to Mr. Heeter during the April 21, 2022 Board Meeting.

Motion 030 – 2022 Commissioner Manning motioned to present a certificate of appreciation, as provided by Commissioner Craig, to Mr. Greg Heeter during the WVHA April 21, 2022 Board Meeting. Commissioner Pepin seconded the motion. The motion passed unanimously.

WVHA RFP Accounting and/or Administrative Services Update

Mr. Small reviewed the minor edits that were made into the RFP document and presented it for Board approval.

Motion 031 – 2022 Commissioner Accardi motioned to approve the Accounting and/or Administrative Services RFP as presented and edited above. Commissioner Craig seconded the motion.

Roll call:

| | |
|----------------------|-----|
| Commissioner Accardi | Yes |
| Commissioner Craig | Yes |
| Commissioner Manning | Yes |
| Commissioner Pepin | Yes |
| Chair Coen | Yes |

The motion passed unanimously.

Print Estimates Design/Edits to WVHA Outdated Trifolds

E. O. Printer Painter Co. (attached)

Quality Quickprint (attached)

There was Board discussion and consent that they wanted to see a sample of the revised typesetting revisions and updates from Quality Quickprint like they received from E. O. Printer Painter Co. before making a final determination. This will be brought back before the Board during the April 21, 2022 Board Meeting.

Potential Summary Benefits Plan or Provider Changes Re: Availability of Inpatient Physical Therapy and Skilled Nursing Care Immediately After Covered Surgery-Commissioner Manning

Summarized: Attorney Theodore W. Small, PA

Mr. Small explained that the miCare Clinics team engaged in this HealthCard (HC) members care, but the HC member was unwilling to commit to Brooke's Rehabilitations minimum requirement of completing 15 hours of therapy per week while she was still an inpatient at Halifax. In closing, Mr. Small stated that EBMS/Veracity will present some recommendations to the Board regarding adding outpatient skilled nursing care benefits and the impact that adding this could have on the WVHA's current policy in time for the April 21, 2022 Board Meeting.

Additional Advertisement DeLand Beacon discounted to \$1,000.00 and/or flyer stuffers

7:26 p.m. Commissioner Accardi exited the meeting.

There was Board discussion, and no action was taken.

Finance Report

Mr. Ron Cantlay, DRT reviewed for the Board the February financial statements (see attached).

Motion 032 - 2022 Commissioner Pepin motioned to pay the bills totaling \$2,171,413.28. Commissioner Craig seconded the motion. The motion passed by a 4-0-1 vote.

Legal Update

Mr. Theodore Small, Legal Counsel for the WVHA submitted his legal update verbally.

There being no further business to come before the Board, the meeting was adjourned.

Adjournment

Jennifer Coen, Chair

**CITIZENS ADVISORY COMMITTEE MEETING
WEST VOLUSIA HOSPITAL AUTHORITY
DeLAND CITY HALL
120 S. FLORIDA AVENUE
DeLAND FL
MARCH 1, 2022
5:15PM
MINUTES**

CAC Members/Attendance:

Linda White
Asal Johnson
Christian Brown (arrived 5:21 p.m.)
Taylor Hibel
Jacquie Lewis
Patrick Rogers
Althea Whittaker (arrived at 5:42 p.m.)

Absent:

Ella Ran (Excused)
Willie Stephens (Unexcused)
Jenneffer Pulapaka (Excused)

Others Present:

Commissioner Donna Pepin
Eileen Long, Dreggors, Rigsby & Teal, P.A.

Call to Order

Chair Linda White called the CAC Meeting to order and established that there was not a quorum established but Ms. Long confirmed that Members Christian Brown and Althea Whittaker were enroute. Chair White opened the meeting with The Pledge of Allegiance followed by a moment of silence.

Approval of Agenda

Chair White directed the Committee back to the approval of the agenda at 6:31 p.m.

Member Lewis motioned to approve the agenda. Member Hibel seconded the motion.

Roll call:

| | |
|------------------|-----|
| Member Brown | Yes |
| Member Hibel | Yes |
| Member Lewis | Yes |
| Member White | Yes |
| Member Johnson | Yes |
| Member Whittaker | Yes |
| Member Rogers | Yes |

The motion passed by a 7-0-3 vote.

Citizens Comments

There were none.

Attorney Theodore W. Small, Legal Counsel

CAC ByLaws

WVHA Enabling Legislation

Florida Sunshine Law

1. [http://myfloridalegal.com/webfiles.nsf/WF/MNOS-B9QQ79/\\$file/SunshineManual.pdf](http://myfloridalegal.com/webfiles.nsf/WF/MNOS-B9QQ79/$file/SunshineManual.pdf)

Chair White invited Attorney Small to address the Committee and would return to the approval of the agenda once a quorum has been established.

Mr. Small reviewed the CAC ByLaws, the WVHA Enabling Legislation and the Florida Sunshine Law.

5:21 p.m. Member Christian Brown arrived establishing a quorum.

Mr. Small outlined the duties of the CAC and the importance of adhering to the CAC Meeting Agendas.

5:42 p.m. Member Althea Whittaker arrived to the meeting.

Mr. Small continued by advising the CAC members that they can speak with any and all WVHA Board of Commissioners outside of a public meeting without violating the Sunshine Law. He cautioned the Committee to avoid posting anything on social media relating to the CAC or the WVHA that could come before their Committee or before the WVHA Board of Commissioners during any future public meeting.

Mr. Small referenced page 5 of 11 of the WVHA Funding Application, new Item F. Identify which of the health issues cited in the current Volusia County Community Health Needs Assessment report does this program address.

In closing, Mr. Small updated the Committee regarding the County of Volusia Medicaid litigation and he provided them with contact information for John Mullen, the Attorney who is representing the WVHA in this litigation, to reach out to him with any inquiries.

Approval of CAC Organizational/Orientation Meeting Minutes February 1, 2022

Member Lewis motioned to approve the CAC Organizational/Orientation Meeting Minutes of February 1, 2022. Member Johnson seconded the motion. The motion passed by a 7-0-3 vote.

Review WVHA Organizational/Regular Meeting January 20, 2022

This was provided to the Committee for informational purposes.

CAC Review/Overview of Funding Application

**Non-Primary Care Funding Applications
CAC Ranking Sheet
Funding Application Calendar 2022
Steps in Funding Review Process 2022
Tentatively Scheduled Meetings 2022**

There was discussion with the Committee regarding the process for the funding application review.

January Schedule I – Healthcare Expenditures

This was provided to the Committee for informational purposes.

Applicant Workshop-Question & Answer session between applicants and CAC Members

CAC Comments

Adjournment

There being no further business before the Committee, the meeting was adjourned.

Linda White, CAC Chair



EBMS

APRIL 21, 2022

Submission Report for
WVHA Board Members

Table of Contents

| | |
|--|----|
| Executive Summary Current Month & YTD | 1 |
| PCORI Membership Count | 5 |
| Enrollment Counts by Postal Code | 6 |
| Tier Census | 7 |
| Benefit Analysis Summary Current Month & YTD..... | 10 |
| Cost of Major Current Month & YTD..... | 12 |
| Cost of Minor Current Month & YTD..... | 14 |
| Summary of Claims Paid by Location..... | 25 |
| Paid Amount by PCP Encounters Current Month & YTD..... | 27 |
| Claims paid by Month | 30 |



Executive Summary for 00532

Client: West Volusia Hospital Authority
 Paid Dates: 3/1/2022 to 3/31/2022
 Location: All

Department: All
 Benefit Plan: All
 TIN: All

| Plan Experience Summary | | | | Cash Flow Summary | | | Disallowed Charges by Category | | | |
|-------------------------|------|------------|-----------|-------------------|-------------|------------------------|--------------------------------|--------|--|--|
| Claim Counts | 8962 | | | Charges | \$5,340,860 | Disallowed Category | Amount % of Gross | | | |
| Claim Type | | Total Paid | Per EE/Mo | less Disallowed | \$4,743,193 | Addl Info Not Provided | \$1,075,648 | 20.14% | | |
| Medical | | \$585,388 | \$466 | Allowed | \$597,668 | Duplicate Charges | \$138,982 | 2.60% | | |
| Professional | | \$235,111 | \$187 | less Member | \$12,193 | Plan Limitations | \$733,098 | 13.73% | | |
| Facility | | \$350,277 | \$279 | less Adjustments | \$87 | UCR Reductions | \$206 | 0.00% | | |
| PBM | | \$0 | \$0 | Paid Benefit | \$585,388 | Other | \$2,795,260 | 52.34% | | |
| | | \$0 | \$0 | plus Admin Costs | \$241,625 | | | | | |
| | | \$0 | \$0 | Total Plan Paid: | \$827,013 | | | | | |
| | | \$0 | \$0 | | | | | | | |
| | | \$0 | \$0 | | | | | | | |
| | | \$0 | \$0 | | | | | | | |
| | | \$0 | \$0 | | | | | | | |
| | | \$0 | \$0 | | | | | | | |
| | | \$0 | \$0 | | | | | | | |
| | | \$0 | \$0 | | | | | | | |
| | | \$0 | \$0 | | | | | | | |
| | | \$0 | \$0 | | | | | | | |
| | | \$0 | \$0 | | | | | | | |
| | | \$0 | \$0 | | | | | | | |
| | | \$0 | \$0 | | | | | | | |
| | | \$0 | \$0 | | | | | | | |
| | | \$0 | \$0 | | | | | | | |
| | | \$0 | \$0 | | | | | | | |
| | | \$0 | \$0 | | | | | | | |
| | | \$0 | \$0 | | | | | | | |
| | | \$0 | \$0 | | | | | | | |
| | | \$0 | \$0 | | | | | | | |
| | | \$0 | \$0 | | | | | | | |
| | | \$0 | \$0 | | | | | | | |
| | | \$0 | \$0 | | | | | | | |
| | | \$0 | \$0 | | | | | | | |
| | | \$0 | \$0 | | | | | | | |
| | | \$0 | \$0 | | | | | | | |
| | | \$0 | \$0 | | | | | | | |
| | | \$0 | \$0 | | | | | | | |
| | | \$0 | \$0 | | | | | | | |
| | | \$0 | \$0 | | | | | | | |
| | | \$0 | \$0 | | | | | | | |
| | | \$0 | \$0 | | | | | | | |
| | | \$0 | \$0 | | | | | | | |
| | | \$0 | \$0 | | | | | | | |
| | | \$0 | \$0 | | | | | | | |
| | | \$0 | \$0 | | | | | | | |
| | | \$0 | \$0 | | | | | | | |
| | | \$0 | \$0 | | | | | | | |
| | | \$0 | \$0 | | | | | | | |
| | | \$0 | \$0 | | | | | | | |
| | | \$0 | \$0 | | | | | | | |
| | | \$0 | \$0 | | | | | | | |
| | | \$0 | \$0 | | | | | | | |
| | | \$0 | \$0 | | | | | | | |
| | | \$0 | \$0 | | | | | | | |
| | | \$0 | \$0 | | | | | | | |
| | | \$0 | \$0 | | | | | | | |
| | | \$0 | \$0 | | | | | | | |
| | | \$0 | \$0 | | | | | | | |
| | | \$0 | \$0 | | | | | | | |
| | | \$0 | \$0 | | | | | | | |
| | | \$0 | \$0 | | | | | | | |
| | | \$0 | \$0 | | | | | | | |
| | | \$0 | \$0 | | | | | | | |
| | | \$0 | \$0 | | | | | | | |
| | | \$0 | \$0 | | | | | | | |
| | | \$0 | \$0 | | | | | | | |
| | | \$0 | \$0 | | | | | | | |
| | | \$0 | \$0 | | | | | | | |
| | | \$0 | \$0 | | | | | | | |
| | | \$0 | \$0 | | | | | | | |
| | | \$0 | \$0 | | | | | | | |
| | | \$0 | \$0 | | | | | | | |
| | | \$0 | \$0 | | | | | | | |
| | | \$0 | \$0 | | | | | | | |
| | | \$0 | \$0 | | | | | | | |
| | | \$0 | \$0 | | | | | | | |
| | | \$0 | \$0 | | | | | | | |
| | | \$0 | \$0 | | | | | | | |
| | | \$0 | \$0 | | | | | | | |
| | | \$0 | \$0 | | | | | | | |
| | | \$0 | \$0 | | | | | | | |
| | | \$0 | \$0 | | | | | | | |
| | | \$0 | \$0 | | | | | | | |
| | | \$0 | \$0 | | | | | | | |
| | | \$0 | \$0 | | | | | | | |
| | | \$0 | \$0 | | | | | | | |
| | | \$0 | \$0 | | | | | | | |
| | | \$0 | \$0 | | | | | | | |
| | | \$0 | \$0 | | | | | | | |
| | | \$0 | \$0 | | | | | | | |
| | | \$0 | \$0 | | | | | | | |
| | | \$0 | \$0 | | | | | | | |
| | | \$0 | \$0 | | | | | | | |
| | | \$0 | \$0 | | | | | | | |
| | | \$0 | \$0 | | | | | | | |
| | | \$0 | \$0 | | | | | | | |
| | | \$0 | \$0 | | | | | | | |
| | | \$0 | \$0 | | | | | | | |
| | | \$0 | \$0 | | | | | | | |
| | | \$0 | \$0 | | | | | | | |
| | | \$0 | \$0 | | | | | | | |
| | | \$0 | \$0 | | | | | | | |
| | | \$0 | \$0 | | | | | | | |
| | | \$0 | \$0 | | | | | | | |
| | | \$0 | \$0 | | | | | | | |
| | | \$0 | \$0 | | | | | | | |
| | | \$0 | \$0 | | | | | | | |
| | | \$0 | \$0 | | | | | | | |
| | | \$0 | \$0 | | | | | | | |
| | | \$0 | \$0 | | | | | | | |
| | | \$0 | \$0 | | | | | | | |
| | | \$0 | \$0 | | | | | | | |
| | | \$0 | \$0 | | | | | | | |



Executive Summary for 00532

Client: West Volusia Hospital Authority
Paid Dates: 3/1/2022 to 3/31/2022
Location: All

Department: All
Benefit Plan: All
TIN: All

| Benefit Analysis | | | | | | | | |
|------------------|-------------|--------------------|--------------------|------------------|-----------------|-------------|------------------|------------|
| Benefit Category | Line Counts | Charges | Disallowed | Allowed | Member | Adjustments | Plan Paid | % of Total |
| ALLERGY CARE | 4 | \$2,223 | \$1,434 | \$789 | \$40 | \$0 | \$749 | 0.13% |
| ANESTHESIA | 50 | \$79,868 | \$70,236 | \$9,633 | \$0 | \$0 | \$9,633 | 1.65% |
| CHIROPRACTIC | 38 | \$2,231 | \$1,100 | \$1,131 | \$160 | \$0 | \$971 | 0.17% |
| COVID-19 | 40 | \$4,372 | \$3,439 | \$933 | \$0 | \$0 | \$933 | 0.16% |
| DIALYSIS | 43 | \$560,525 | \$558,323 | \$2,202 | \$0 | \$0 | \$2,202 | 0.38% |
| DME/APPLIANCE | 18 | \$7,042 | \$7,042 | \$0 | \$0 | \$0 | \$0 | 0.00% |
| EMERG ROOM CHRGS | 435 | \$1,064,453 | \$917,537 | \$146,916 | \$2,650 | \$0 | \$144,266 | 24.64% |
| INELIGIBLE | 509 | \$92,889 | \$92,889 | \$0 | \$0 | \$0 | \$0 | 0.00% |
| INPATIENT PHYS | 343 | \$84,575 | \$64,365 | \$20,211 | \$0 | \$0 | \$20,211 | 3.45% |
| IP HOSP CHARGES | 93 | \$1,626,601 | \$1,501,786 | \$124,815 | \$1,250 | \$0 | \$123,565 | 21.11% |
| MATERNITY | 3 | \$6,000 | \$6,000 | \$0 | \$0 | \$0 | \$0 | 0.00% |
| MEDICAL MISC | 50 | \$17,831 | \$14,673 | \$3,158 | \$128 | \$0 | \$3,030 | 0.52% |
| OFFICE VISIT | 1210 | \$121,297 | \$83,174 | \$38,123 | \$3,155 | \$0 | \$34,968 | 5.97% |
| OP PHYSICIAN | 158 | \$212,801 | \$210,256 | \$2,545 | \$176 | \$0 | \$2,369 | 0.40% |
| OTHER | 301 | \$0 | \$0 | \$0 | \$0 | \$87 | -\$87 | -0.01% |
| OUTPAT HOSP | 13 | \$289,807 | \$262,807 | \$27,000 | \$193 | \$0 | \$26,807 | 4.58% |
| PSYCHIATRIC | 130 | \$55,889 | \$40,494 | \$15,395 | \$505 | \$0 | \$14,890 | 2.54% |
| RADIATION /CHEMO | 146 | \$43,803 | \$9,422 | \$34,381 | \$15 | \$0 | \$34,366 | 5.87% |
| SLEEP DISORDER | 6 | \$160 | \$160 | \$0 | \$0 | \$0 | \$0 | 0.00% |
| SUBS ABUSE | 1 | \$2,650 | \$2,650 | \$0 | \$0 | \$0 | \$0 | 0.00% |
| SURG FACILITY | 37 | \$366,500 | \$315,912 | \$50,588 | \$475 | \$0 | \$50,113 | 8.56% |
| SURGERY | 203 | \$18,491 | \$14,060 | \$4,431 | \$0 | \$0 | \$4,431 | 0.76% |
| SURGERY IP | 21 | \$17,067 | \$10,284 | \$6,783 | \$0 | \$0 | \$6,783 | 1.16% |
| SURGERY OP | 112 | \$174,993 | \$143,855 | \$31,139 | \$0 | \$0 | \$31,139 | 5.32% |
| THERAPY | 267 | \$27,521 | \$23,019 | \$4,501 | \$420 | \$0 | \$4,081 | 0.70% |
| URGENT CARE | 1 | \$219 | \$219 | \$0 | \$0 | \$0 | \$0 | 0.00% |
| VISION | 1 | \$155 | \$155 | \$0 | \$0 | \$0 | \$0 | 0.00% |
| WELLNESS | 1375 | \$63,342 | \$51,127 | \$12,215 | \$0 | \$0 | \$12,215 | 2.09% |
| XRAY/ LAB | 3917 | \$397,554 | \$336,776 | \$60,778 | \$3,026 | \$0 | \$57,752 | 9.87% |
| Totals: | 9525 | \$5,340,860 | \$4,743,193 | \$597,668 | \$12,193 | \$87 | \$585,388 | |



Executive Summary for 00532

Client: West Volusia Hospital Authority
 Paid Dates: 1/1/2022 to 3/31/2022
 Location: All

Department: All
 Benefit Plan: All
 TIN: All

| Plan Experience Summary | | | Cash Flow Summary | | | Disallowed Charges by Category | | | | |
|----------------------------|-------------|-------------|---|------------------|--------------|--------------------------------|--------------|------------|--------|--------|
| Claim Counts | 27152 | | Charges | \$15,404,365 | | Disallowed Category | Amount | % of Gross | | |
| Claim Type | Total Paid | Per EE/Mo | less Disallowed | \$13,341,081 | | Addl Info Not Provided | \$1,275,423 | 8.28% | | |
| Medical | \$2,021,469 | \$536 | Allowed | \$2,063,284 | | Duplicate Charges | \$1,953,282 | 12.68% | | |
| Professional | \$720,975 | \$191 | less Member | \$40,893 | | Plan Limitations | \$1,777,126 | 11.54% | | |
| Facility | \$1,300,494 | \$345 | less Adjustments | \$923 | | UCR Reductions | \$1,474 | 0.01% | | |
| PBM | \$0 | \$0 | Paid Benefit | \$2,021,469 | | Other | \$8,333,777 | 54.10% | | |
| | | | plus Admin Costs | \$241,625 | | | | | | |
| Total Plan Paid: | \$2,021,469 | \$536 | Total Plan Paid: | \$2,263,094 | | Total: | \$13,341,081 | 86.61% | | |
| | | | | | | | | | | |
| Census | | | | | | | | | | |
| Census Date: | Male | Female | Total | Male | Female | Male | Female | Total | Total | Total |
| 3/31/2022 | Emp | Emp | Employees | Spouse | Spouse | Dep | Dep | Medical | Dental | Vision |
| 0 to 19 | 13 | 20 | 33 | 0 | 0 | 0 | 0 | 33 | 0 | 0 |
| 20 to 25 | 23 | 24 | 47 | 0 | 0 | 0 | 0 | 47 | 0 | 0 |
| 26 to 29 | 28 | 31 | 59 | 0 | 0 | 0 | 0 | 59 | 0 | 0 |
| 30 to 39 | 98 | 91 | 189 | 0 | 0 | 0 | 0 | 189 | 0 | 0 |
| 40 to 49 | 121 | 166 | 287 | 0 | 0 | 0 | 0 | 287 | 0 | 0 |
| 50 to 59 | 157 | 236 | 393 | 0 | 0 | 0 | 0 | 393 | 0 | 0 |
| 60 to 64 | 71 | 113 | 184 | 0 | 0 | 0 | 0 | 184 | 0 | 0 |
| 65 and Older | 21 | 44 | 65 | 0 | 0 | 0 | 0 | 65 | 0 | 0 |
| Totals | 532 | 725 | 1257 | 0 | 0 | 0 | 0 | 1257 | 0 | 0 |
| Average Age | 46.57 | 48.84 | 47.88 | 0.00 | 0.00 | 0.00 | 0.00 | 47.88 | 0.00 | 0.00 |
| Top Paid | | | Plan Payment by Age & Claimant Type | | | | | | | |
| Name | Claim Count | Paid | Census Date: 3/31/2022 | Employee | Spouse | Dependent | | | | |
| Medical Center Of Deltona | 185 | \$571,725 | 0 to 19 | \$2,212 | \$0 | \$0 | | | | |
| Adventhealth Deland | 237 | \$235,056 | 20 to 25 | \$44,048 | \$0 | \$0 | | | | |
| Adventhealth Fish | 208 | \$224,747 | 26 to 29 | \$46,711 | \$0 | \$0 | | | | |
| Halifax Hospital Medical | 48 | \$208,952 | 30 to 39 | \$212,392 | \$0 | \$0 | | | | |
| Quest Diagnostics Tampa | 1573 | \$112,464 | 40 to 49 | \$471,842 | \$0 | \$0 | | | | |
| Florida Cancer Specialists | 270 | \$74,204 | 50 to 59 | \$698,260 | \$0 | \$0 | | | | |
| 6 Radiology Associates | 358 | \$39,999 | 60 to 64 | \$357,869 | \$0 | \$0 | | | | |
| Medical Center Of Deltona | 39 | \$36,083 | 65 and Older | \$188,135 | \$0 | \$0 | | | | |
| Orange City Surgery | 59 | \$33,728 | Totals | \$2,021,469 | \$0 | \$0 | | | | |
| Orange City Surgery | 62 | \$31,866 | | | | | | | | |
| Claims Paid by Month | | | Average Lag & Average Spend (rolling 12 months) | | | | | | | |
| January 22 | | \$741,009 | Product | Avg Paid per Day | Avg Lag Days | Lag Dollars | | | | |
| February 22 | | \$695,072 | Medical | \$18,776 | 43 | \$807,368 | | | | |
| March 22 | | \$585,388 | RX | \$0 | 520 | \$0 | | | | |
| | Total: | \$2,021,469 | | Total: | | \$807,368 | | | | |



Executive Summary for 00532

Client: West Volusia Hospital Authority
 Paid Dates: 1/1/2022 to 3/31/2022
 Location: All

Department: All
 Benefit Plan: All
 TIN: All

| Benefit Analysis | | | | | | | | |
|------------------|--------------|---------------------|---------------------|--------------------|-----------------|--------------|--------------------|------------|
| Benefit Category | Line Counts | Charges | Disallowed | Allowed | Member | Adjustments | Plan Paid | % of Total |
| ALLERGY CARE | 8 | \$4,833 | \$3,409 | \$1,424 | \$60 | \$0 | \$1,364 | 0.07% |
| AMBULANCE | 2 | \$1,319 | \$1,319 | \$0 | \$0 | \$0 | \$0 | 0.00% |
| ANESTHESIA | 144 | \$244,193 | \$208,986 | \$35,207 | \$0 | \$0 | \$35,207 | 1.74% |
| CHIROPRACTIC | 83 | \$4,165 | \$1,916 | \$2,249 | \$370 | \$0 | \$1,879 | 0.09% |
| COVID-19 | 148 | \$15,070 | \$13,283 | \$1,787 | \$0 | \$0 | \$1,787 | 0.09% |
| DIALYSIS | 135 | \$2,014,583 | \$2,006,958 | \$7,625 | \$0 | \$0 | \$7,625 | 0.38% |
| DME/APPLIANCE | 25 | \$20,746 | \$20,746 | \$0 | \$0 | \$0 | \$0 | 0.00% |
| EMERG ROOM CHRGS | 1622 | \$3,175,922 | \$2,614,800 | \$561,123 | \$9,580 | \$0 | \$551,543 | 27.28% |
| HOME HEALTH CARE | 1 | \$30 | \$30 | \$0 | \$0 | \$0 | \$0 | 0.00% |
| INELIGIBLE | 1135 | \$370,913 | \$370,913 | \$0 | \$0 | \$0 | \$0 | 0.00% |
| INPATIENT PHYS | 811 | \$190,325 | \$150,152 | \$40,173 | \$0 | \$0 | \$40,173 | 1.99% |
| IP HOSP CHARGES | 334 | \$2,671,143 | \$2,313,942 | \$357,201 | \$3,625 | \$0 | \$353,576 | 17.49% |
| MATERNITY | 6 | \$11,700 | \$11,556 | \$144 | \$0 | \$0 | \$144 | 0.01% |
| MEDICAL MISC | 166 | \$57,766 | \$45,536 | \$12,230 | \$589 | \$0 | \$11,641 | 0.58% |
| OFFICE VISIT | 3095 | \$319,992 | \$198,598 | \$121,394 | \$10,064 | \$0 | \$111,330 | 5.51% |
| OP PHYSICIAN | 522 | \$827,685 | \$807,638 | \$20,047 | \$468 | \$0 | \$19,579 | 0.97% |
| OTHER | 747 | \$200 | \$120 | \$80 | \$0 | \$923 | -\$843 | -0.04% |
| OUTPAT HOSP | 47 | \$1,128,610 | \$1,091,642 | \$36,968 | \$618 | \$0 | \$36,350 | 1.80% |
| PSYCHIATRIC | 430 | \$122,662 | \$85,269 | \$37,394 | \$2,460 | \$0 | \$34,934 | 1.73% |
| RADIATION /CHEMO | 240 | \$219,903 | \$174,652 | \$45,251 | \$55 | \$0 | \$45,196 | 2.24% |
| REHAB | 1 | \$27,019 | \$27,019 | \$0 | \$0 | \$0 | \$0 | 0.00% |
| SLEEP DISORDER | 18 | \$1,353 | \$1,353 | \$0 | \$0 | \$0 | \$0 | 0.00% |
| SUBS ABUSE | 3 | \$15,018 | \$10,850 | \$4,169 | \$0 | \$0 | \$4,169 | 0.21% |
| SURG FACILITY | 115 | \$1,601,893 | \$1,238,805 | \$363,088 | \$1,725 | \$0 | \$361,363 | 17.88% |
| SURGERY | 556 | \$69,746 | \$57,459 | \$12,287 | \$0 | \$0 | \$12,287 | 0.61% |
| SURGERY IP | 57 | \$99,154 | \$88,334 | \$10,819 | \$0 | \$0 | \$10,819 | 0.54% |
| SURGERY OP | 305 | \$535,816 | \$424,316 | \$111,500 | \$0 | \$0 | \$111,500 | 5.52% |
| THERAPY | 985 | \$95,200 | \$62,745 | \$32,455 | \$2,690 | \$0 | \$29,765 | 1.47% |
| URGENT CARE | 4 | \$1,095 | \$999 | \$96 | \$25 | \$0 | \$71 | 0.00% |
| VISION | 1 | \$155 | \$155 | \$0 | \$0 | \$0 | \$0 | 0.00% |
| WELLNESS | 5075 | \$296,246 | \$245,461 | \$50,785 | -\$10 | \$0 | \$50,795 | 2.51% |
| XRAY/ LAB | 11440 | \$1,259,910 | \$1,062,121 | \$197,789 | \$8,574 | \$0 | \$189,215 | 9.36% |
| Totals: | 28261 | \$15,404,365 | \$13,341,081 | \$2,063,284 | \$40,893 | \$923 | \$2,021,469 | |



PCORI Membership Count

Block of Business ID: EBMSI
Client ID: 00532

Eligibility Date: : 1/1/2022 to 3/31/2022

| Month-Year | Employee Count | Dependent Count | Total Member |
|---------------------------------------|-------------------|--------------------|-----------------|
| 00532-West Volusia Hospital Authority | | | |
| 1/1/2022 | 1341 | 0 | 1341 |
| 2/1/2022 | 1325 | 0 | 1325 |
| 3/1/2022 | 1334 | 0 | 1334 |
| Total Member Days | | | |
| | 1,333.33 | | |



Enrollment Counts by Postal Code

Block of Business ID: EBMSI
Client ID: 00532

As Of Date: 3/31/2022

| Postal Code | Employee Count | Dependent Count | Total Count |
|-------------|----------------|-----------------|-------------|
| 32102 | 1 | 0 | 1 |
| 32105 | 1 | 0 | 1 |
| 32130 | 45 | 0 | 45 |
| 32180 | 71 | 0 | 71 |
| 32190 | 22 | 0 | 22 |
| 32713 | 45 | 0 | 45 |
| 32720 | 314 | 0 | 314 |
| 32724 | 224 | 0 | 224 |
| 32725 | 222 | 0 | 222 |
| 32738 | 193 | 0 | 193 |
| 32744 | 23 | 0 | 23 |
| 32763 | 87 | 0 | 87 |
| 32764 | 9 | 0 | 9 |
| Total | 1257 | 0 | 1257 |



Tier Census by Product 3/1/2022

Block of Business ID: EBMSI
Client ID: 00532
Status: A,C,NC,R,V

Products: MM,DE,VI

00532 : West Volusia Hospital Authority

| Medical | Status | Coverage Level | Total Members | Male Members | Female Members | Male Spouses | Female Spouses | Male Dependents | Female Dependents | Total Enrolled |
|----------------------|--------|----------------|---------------|--------------|----------------|--------------|----------------|-----------------|-------------------|----------------|
| | Active | Employee Only | 1263 | 537 | 726 | 0 | 0 | 0 | 0 | 1263 |
| Subtotal for Active: | | | 1263 | 537 | 726 | 0 | 0 | 0 | 0 | 1263 |
| Total for Medical: | | | 1263 | 537 | 726 | 0 | 0 | 0 | 0 | 1263 |



Tier Census by Product 3/15/2022

Block of Business ID: EBMSI
Client ID: 00532
Status: A,C,NC,R,V

Products: MM,DE,VI

00532 : West Volusia Hospital Authority

| Medical | Status | Coverage Level | Total Members | Male Members | Female Members | Male Spouses | Female Spouses | Male Dependents | Female Dependents | Total Enrolled |
|---------|--------|----------------------|---------------|--------------|----------------|--------------|----------------|-----------------|-------------------|----------------|
| | Active | Employee Only | 1257 | 539 | 718 | 0 | 0 | 0 | 0 | 1257 |
| | | Subtotal for Active: | 1257 | 539 | 718 | 0 | 0 | 0 | 0 | 1257 |
| | | Total for Medical: | 1257 | 539 | 718 | 0 | 0 | 0 | 0 | 1257 |

Requested by: ReportScheduler from p316 data [P316]

Generated at: 01:30:08 on 15 March 2022



Tier Census by Product 3/31/2022

Block of Business ID: EBMSI
Client ID: 00532
Status: A,C,NC,R,V

Products: MM,DE,VI

00532 : West Volusia Hospital Authority

| Medical | Status | Coverage Level | Total Members | Male Members | Female Members | Male Spouses | Female Spouses | Male Dependents | Female Dependents | Total Enrolled |
|---------|--------|----------------------|---------------|--------------|----------------|--------------|----------------|-----------------|-------------------|----------------|
| | Active | Employee Only | 1257 | 532 | 725 | 0 | 0 | 0 | 0 | 1257 |
| | | Subtotal for Active: | 1257 | 532 | 725 | 0 | 0 | 0 | 0 | 1257 |
| | | Total for Medical: | 1257 | 532 | 725 | 0 | 0 | 0 | 0 | 1257 |

Requested by: ReportScheduler from p316 data [P316]

Generated at: 02:01:27 on 01 April 2022



Benefit Analysis Summary

Block of Business ID: EBMSI
 Client ID: 00532
 Paid Date: 3/1/2022 to 3/31/2022

| | Line Count | Charge | Ineligible | Cost Savings | Allowed | Patient Responsibility | Adjustments | Paid | % Paid |
|---------------------------------------|-------------|---------------------|---------------------|---------------------|-------------------|------------------------|--------------|-------------------|--------|
| 00532-West Volusia Hospital Authority | | | | | | | | | |
| ALLERGY CARE | 4 | 2,223.00 | 0.00 | 1,433.92 | 789.08 | 40.00 | 0.00 | 749.08 | 0.13% |
| ANESTHESIA | 50 | 79,868.38 | 18,967.74 | 51,267.91 | 9,632.73 | 0.00 | 0.00 | 9,632.73 | 1.65% |
| CHIROPRACTIC | 38 | 2,230.58 | 0.00 | 1,099.85 | 1,130.73 | 160.00 | 0.00 | 970.73 | 0.17% |
| COVID-19 | 40 | 4,371.75 | 1,518.00 | 1,921.09 | 932.66 | 0.00 | 0.00 | 932.66 | 0.16% |
| DIALYSIS | 43 | 560,525.40 | 340,609.00 | 217,714.14 | 2,202.26 | 0.00 | 0.00 | 2,202.26 | 0.38% |
| DME/APPLIANCE | 18 | 7,042.00 | 7,042.00 | 0.00 | 0.00 | 0.00 | 0.00 | 0.00 | 0.00% |
| EMERG ROOM... | 435 | 1,064,452.99 | 157,321.83 | 760,214.71 | 146,916.45 | 2,650.00 | 0.00 | 144,266.45 | 24.64% |
| INELIGIBLE | 509 | 92,889.49 | 92,889.49 | 0.00 | 0.00 | 0.00 | 0.00 | 0.00 | 0.00% |
| INPATIENT PHYS | 343 | 84,575.45 | 33,783.19 | 30,581.32 | 20,210.94 | 0.00 | 0.00 | 20,210.94 | 3.45% |
| IP HOSP CHARGES | 93 | 1,626,601.38 | 850,875.45 | 650,910.84 | 124,815.09 | 1,250.00 | 0.00 | 123,565.09 | 21.11% |
| MATERNITY | 3 | 6,000.00 | 6,000.00 | 0.00 | 0.00 | 0.00 | 0.00 | 0.00 | 0.00% |
| MEDICAL MISC | 50 | 17,830.93 | 2,316.93 | 12,355.70 | 3,158.30 | 128.33 | 0.00 | 3,029.97 | 0.52% |
| OFFICE VISIT | 1210 | 121,296.95 | 40,994.66 | 42,179.76 | 38,122.53 | 3,154.66 | 0.00 | 34,967.87 | 5.97% |
| OP PHYSICIAN | 158 | 212,800.54 | 84,569.04 | 125,686.96 | 2,544.54 | 175.59 | 0.00 | 2,368.95 | 0.40% |
| OTHER | 325 | 0.00 | 0.00 | 0.00 | 0.00 | 0.00 | 86.66 | -86.66 | -0.01% |
| OUTPAT HOSP | 13 | 289,807.38 | 97,635.82 | 165,171.66 | 26,999.90 | 192.96 | 0.00 | 26,806.94 | 4.58% |
| PSYCHIATRIC | 130 | 55,888.84 | 2,650.00 | 37,843.74 | 15,395.10 | 505.00 | 0.00 | 14,890.10 | 2.54% |
| RADIATION /CHEMO | 146 | 43,803.00 | 13,182.00 | -3,760.44 | 34,381.44 | 15.33 | 0.00 | 34,366.11 | 5.87% |
| SLEEP DISORDER | 6 | 159.80 | 159.80 | 0.00 | 0.00 | 0.00 | 0.00 | 0.00 | 0.00% |
| SUBS ABUSE | 1 | 2,650.00 | 2,650.00 | 0.00 | 0.00 | 0.00 | 0.00 | 0.00 | 0.00% |
| SURG FACILITY | 37 | 366,500.23 | 66,956.44 | 248,955.99 | 50,587.80 | 475.00 | 0.00 | 50,112.80 | 8.56% |
| SURGERY | 203 | 18,491.00 | 0.00 | 14,059.53 | 4,431.47 | 0.00 | 0.00 | 4,431.47 | 0.76% |
| SURGERY IP | 21 | 17,067.26 | -10,192.98 | 20,477.14 | 6,783.10 | 0.00 | 0.00 | 6,783.10 | 1.16% |
| SURGERY OP | 112 | 174,993.20 | 49,662.00 | 94,192.50 | 31,138.70 | 0.00 | 0.00 | 31,138.70 | 5.32% |
| THERAPY | 267 | 27,520.90 | 17,570.90 | 5,448.54 | 4,501.46 | 420.00 | 0.00 | 4,081.46 | 0.70% |
| URGENT CARE | 1 | 219.00 | 219.00 | 0.00 | 0.00 | 0.00 | 0.00 | 0.00 | 0.00% |
| VISION | 1 | 155.00 | 155.00 | 0.00 | 0.00 | 0.00 | 0.00 | 0.00 | 0.00% |
| WELLNESS | 1375 | 63,341.69 | 2,249.69 | 48,876.90 | 12,215.10 | 0.00 | 0.00 | 12,215.10 | 2.09% |
| XRAY/ LAB | 3917 | 397,554.15 | 68,147.97 | 268,627.96 | 60,778.22 | 3,026.06 | 0.00 | 57,752.16 | 9.87% |
| Totals for 00532 | 9549 | 5,340,860.29 | 1,947,932.97 | 2,795,259.72 | 597,667.60 | 12,192.93 | 86.66 | 585,388.01 | |

Requested by: ReportScheduler from p316 data [P316]

Generated at: 06:39:01 on 01 April 2022



Benefit Analysis Summary

Block of Business ID: EBMSI
 Client ID: 00532
 Paid Date: 1/1/2022 to 3/31/2022

| | Line Count | Charge | Ineligible | Cost Savings | Allowed | Patient Responsibility | Adjustments | Paid | % Paid |
|---------------------------------------|--------------|----------------------|---------------------|---------------------|---------------------|------------------------|---------------|---------------------|--------|
| 00532-West Volusia Hospital Authority | | | | | | | | | |
| ALLERGY CARE | 8 | 4,833.00 | 800.00 | 2,609.15 | 1,423.85 | 60.00 | 0.00 | 1,363.85 | 0.07% |
| AMBULANCE | 2 | 1,319.20 | 1,319.20 | 0.00 | 0.00 | 0.00 | 0.00 | 0.00 | 0.00% |
| ANESTHESIA | 144 | 244,193.26 | 50,781.68 | 158,204.78 | 35,206.80 | 0.00 | 0.00 | 35,206.80 | 1.74% |
| CHIROPRACTIC | 83 | 4,164.68 | 77.00 | 1,838.95 | 2,248.73 | 370.00 | 0.00 | 1,878.73 | 0.09% |
| COVID-19 | 148 | 15,070.49 | 9,377.99 | 3,905.05 | 1,787.45 | 0.00 | 0.00 | 1,787.45 | 0.09% |
| DIALYSIS | 135 | 2,014,582.65 | 1,528,697.45 | 478,260.20 | 7,625.00 | 0.00 | 0.00 | 7,625.00 | 0.38% |
| DME/APPLIANCE | 25 | 20,746.00 | 20,746.00 | 0.00 | 0.00 | 0.00 | 0.00 | 0.00 | 0.00% |
| EMERG ROOM... | 1622 | 3,175,922.25 | -78,193.17 | 2,692,992.89 | 561,122.53 | 9,579.74 | 0.00 | 551,542.79 | 27.28% |
| HOME HEALTH CARE | 1 | 30.00 | 0.00 | 29.96 | 0.04 | 0.00 | 0.00 | 0.04 | 0.00% |
| INELIGIBLE | 1135 | 370,913.09 | 370,913.09 | 0.00 | 0.00 | 0.00 | 0.00 | 0.00 | 0.00% |
| INPATIENT PHYS | 811 | 190,324.73 | 93,651.76 | 56,500.06 | 40,172.91 | 0.00 | 0.00 | 40,172.91 | 1.99% |
| IP HOSP CHARGES | 334 | 2,671,142.71 | 1,014,204.72 | 1,299,737.20 | 357,200.79 | 3,625.00 | 0.00 | 353,575.79 | 17.49% |
| MATERNITY | 6 | 11,700.00 | 11,100.00 | 456.28 | 143.72 | 0.00 | 0.00 | 143.72 | 0.01% |
| MEDICAL MISC | 166 | 57,766.40 | 8,811.40 | 36,725.04 | 12,229.96 | 588.86 | 0.00 | 11,641.10 | 0.58% |
| OFFICE VISIT | 3095 | 319,991.69 | 53,971.08 | 144,626.57 | 121,394.04 | 10,064.24 | 0.00 | 111,329.80 | 5.51% |
| OP PHYSICIAN | 522 | 827,684.74 | 529,451.84 | 278,185.93 | 20,046.97 | 468.07 | 0.00 | 19,578.90 | 0.97% |
| OTHER | 844 | 200.00 | 0.00 | 120.00 | 80.00 | 0.00 | 922.54 | -842.54 | -0.04% |
| OUTPAT HOSP | 47 | 1,128,609.78 | 843,377.98 | 248,263.68 | 36,968.12 | 617.96 | 0.00 | 36,350.16 | 1.80% |
| PSYCHIATRIC | 430 | 122,662.41 | 25,668.30 | 59,600.58 | 37,393.53 | 2,460.00 | 0.00 | 34,933.53 | 1.73% |
| RADIATION /CHEMO | 240 | 219,903.00 | 118,180.00 | 56,471.79 | 45,251.21 | 55.10 | 0.00 | 45,196.11 | 2.24% |
| REHAB | 1 | 27,018.96 | 27,018.96 | 0.00 | 0.00 | 0.00 | 0.00 | 0.00 | 0.00% |
| SLEEP DISORDER | 18 | 1,352.70 | 1,352.70 | 0.00 | 0.00 | 0.00 | 0.00 | 0.00 | 0.00% |
| SUBS ABUSE | 3 | 15,018.16 | 2,650.00 | 8,199.58 | 4,168.58 | 0.00 | 0.00 | 4,168.58 | 0.21% |
| SURG FACILITY | 115 | 1,601,893.47 | -66,846.42 | 1,305,651.45 | 363,088.44 | 1,725.00 | 0.00 | 361,363.44 | 17.88% |
| SURGERY | 556 | 69,745.58 | 3,885.00 | 53,573.59 | 12,286.99 | 0.00 | 0.00 | 12,286.99 | 0.61% |
| SURGERY IP | 57 | 99,153.75 | 55,659.23 | 32,675.13 | 10,819.39 | 0.00 | 0.00 | 10,819.39 | 0.54% |
| SURGERY OP | 305 | 535,816.27 | 74,914.72 | 349,401.63 | 111,499.92 | 0.00 | 0.00 | 111,499.92 | 5.52% |
| THERAPY | 985 | 95,200.36 | 18,970.57 | 43,774.52 | 32,455.27 | 2,690.00 | 0.00 | 29,765.27 | 1.47% |
| URGENT CARE | 4 | 1,095.00 | 769.00 | 230.11 | 95.89 | 25.00 | 0.00 | 70.89 | 0.00% |
| VISION | 1 | 155.00 | 155.00 | 0.00 | 0.00 | 0.00 | 0.00 | 0.00 | 0.00% |
| WELLNESS | 5075 | 296,245.88 | 4,254.57 | 241,206.03 | 50,785.28 | -10.00 | 0.00 | 50,795.28 | 2.51% |
| XRAY/ LAB | 11440 | 1,259,909.88 | 208,462.50 | 853,658.67 | 197,788.71 | 8,573.75 | 0.00 | 189,214.96 | 9.36% |
| Totals for 00532 | 28358 | 15,404,365.09 | 4,934,182.15 | 8,406,898.82 | 2,063,284.12 | 40,892.72 | 922.54 | 2,021,468.86 | |

Requested by: ReportScheduler from p316 data [P316]

Generated at: 06:47:09 on 01 April 2022



Cost of Major

Block of Business ID: EBMSI
Client ID: 00532
Paid Date: 3/1/2022 to 3/31/2022

Products: MM, DE, RX, VI

| ClientId | Client Name | CategoryId | Category Description | Unique Patients | Claim Count | Paid Amount | Percent of Total |
|----------|---------------------------------|------------|---|-----------------|-------------|-------------|------------------|
| 00532 | West Volusia Hospital Authority | 13 | Diseases of the Musculoskeletal System & Connective Tissue | 88 | 177 | 94,914.18 | 16.21% |
| 00532 | West Volusia Hospital Authority | 02 | Neoplasms | 49 | 83 | 64,818.28 | 11.07% |
| 00532 | West Volusia Hospital Authority | 18 | Symptoms, signs and abnormal clinical and laboratory findings, not elsewhere... | 156 | 274 | 54,521.98 | 9.31% |
| 00532 | West Volusia Hospital Authority | 11 | Diseases of the Digestive System | 72 | 137 | 44,511.99 | 7.60% |
| 00532 | West Volusia Hospital Authority | 19 | Injury, Poisoning and Certain Other Consequences of External Causes | 17 | 39 | 43,836.03 | 7.49% |
| 00532 | West Volusia Hospital Authority | 04 | Endocrine, nutritional and metabolic diseases | 105 | 144 | 43,312.34 | 7.40% |
| 00532 | West Volusia Hospital Authority | 22 | Codes for Special Purposes | 11 | 23 | 40,433.47 | 6.91% |
| 00532 | West Volusia Hospital Authority | 09 | Diseases of Circulatory System | 58 | 88 | 35,991.40 | 6.15% |
| 00532 | West Volusia Hospital Authority | 10 | Diseases of the Respiratory System | 36 | 76 | 31,622.29 | 5.40% |
| 00532 | West Volusia Hospital Authority | 14 | Diseases of the Genitourinary System | 71 | 110 | 31,518.70 | 5.38% |
| 00532 | West Volusia Hospital Authority | 01 | Certain infectious and parasitic disease | 28 | 44 | 27,694.79 | 4.73% |
| 00532 | West Volusia Hospital Authority | 21 | Factors Influencing Health Status and Contact with Health Services | 148 | 195 | 25,122.19 | 4.29% |
| 00532 | West Volusia Hospital Authority | 05 | Mental, Behavioral and Neurodevelopmental disorders | 83 | 116 | 24,199.08 | 4.13% |
| 00532 | West Volusia Hospital Authority | 12 | Diseases of the skin & subcutaneous tissue | 19 | 32 | 8,545.75 | 1.46% |
| 00532 | West Volusia Hospital Authority | 03 | Diseases of the blood and blood-forming organs & disorders involving the... | 31 | 52 | 6,653.53 | 1.14% |
| 00532 | West Volusia Hospital Authority | 06 | Diseases of the nervous system | 18 | 21 | 3,556.74 | 0.61% |
| 00532 | West Volusia Hospital Authority | 07 | Diseases of the eye & adnexa | 15 | 18 | 2,296.17 | 0.39% |
| 00532 | West Volusia Hospital Authority | 15 | Pregnancy, childbirth and the puerperium | 1 | 9 | 954.54 | 0.16% |
| 00532 | West Volusia Hospital Authority | 08 | Diseases of the ear & mastoid process | 5 | 9 | 884.56 | 0.15% |
| | | | | 1011 | 1647 | 585,388.01 | 100.00% |



Cost of Major

Block of Business ID: EBMSI
 Client ID: 00532
 Paid Date: 1/1/2022 to 3/31/2022

Products: MM, DE, RX, VI

| ClientId | Client Name | CategoryId | Category Description | Unique Patients | Claim Count | Paid Amount | Percent of Total |
|----------|---------------------------------|------------|---|-----------------|-------------|--------------|------------------|
| 00532 | West Volusia Hospital Authority | 13 | Diseases of the Musculoskeletal System & Connective Tissue | 241 | 730 | 326,007.87 | 16.13% |
| 00532 | West Volusia Hospital Authority | 11 | Diseases of the Digestive System | 170 | 416 | 299,951.92 | 14.84% |
| 00532 | West Volusia Hospital Authority | 18 | Symptoms, signs and abnormal clinical and laboratory findings, not elsewhere... | 351 | 924 | 184,388.97 | 9.12% |
| 00532 | West Volusia Hospital Authority | 09 | Diseases of Circulatory System | 143 | 275 | 169,693.67 | 8.39% |
| 00532 | West Volusia Hospital Authority | 14 | Diseases of the Genitourinary System | 144 | 327 | 166,149.89 | 8.22% |
| 00532 | West Volusia Hospital Authority | 21 | Factors Influencing Health Status and Contact with Health Services | 494 | 830 | 135,577.66 | 6.71% |
| 00532 | West Volusia Hospital Authority | 01 | Certain infectious and parasitic disease | 68 | 147 | 128,038.04 | 6.33% |
| 00532 | West Volusia Hospital Authority | 02 | Neoplasms | 99 | 257 | 123,841.11 | 6.13% |
| 00532 | West Volusia Hospital Authority | 04 | Endocrine, nutritional and metabolic diseases | 327 | 559 | 114,340.38 | 5.66% |
| 00532 | West Volusia Hospital Authority | 10 | Diseases of the Respiratory System | 75 | 187 | 84,368.29 | 4.17% |
| 00532 | West Volusia Hospital Authority | 22 | Codes for Special Purposes | 25 | 71 | 80,113.92 | 3.96% |
| 00532 | West Volusia Hospital Authority | 19 | Injury, Poisoning and Certain Other Consequences of External Causes | 55 | 147 | 71,642.20 | 3.54% |
| 00532 | West Volusia Hospital Authority | 05 | Mental, Behavioral and Neurodevelopmental disorders | 147 | 357 | 58,169.48 | 2.88% |
| 00532 | West Volusia Hospital Authority | 03 | Diseases of the blood and blood-forming organs & disorders involving the... | 70 | 177 | 29,767.57 | 1.47% |
| 00532 | West Volusia Hospital Authority | 12 | Diseases of the skin & subcutaneous tissue | 41 | 73 | 18,776.25 | 0.93% |
| 00532 | West Volusia Hospital Authority | 06 | Diseases of the nervous system | 63 | 96 | 15,273.54 | 0.76% |
| 00532 | West Volusia Hospital Authority | 07 | Diseases of the eye & adnexa | 48 | 69 | 9,745.08 | 0.48% |
| 00532 | West Volusia Hospital Authority | 15 | Pregnancy, childbirth and the puerperium | 6 | 39 | 3,950.73 | 0.20% |
| 00532 | West Volusia Hospital Authority | 08 | Diseases of the ear & mastoid process | 10 | 19 | 1,588.30 | 0.08% |
| 00532 | West Volusia Hospital Authority | 17 | Congenital malformations, deformations and chromosomal abnormalities | 1 | 1 | 83.99 | 0.00% |
| | | | | 2578 | 5701 | 2,021,468.86 | 100.00% |



Cost of Minor

Block of Business ID: EBMSI
 Client ID: 00532
 Paid Date: 3/1/2022 to 3/31/2022

Products: MM, DE, RX, VI

| ClientId | Client Name | CategoryId | Category Description | Unique Patients | Claim Count | Paid Amount | Percent of Total |
|----------|---------------------------------|------------|---|-----------------|-------------|-------------|------------------|
| 00532 | West Volusia Hospital Authority | 13.09 | Spondylopathies | 12 | 15 | 45,690.76 | 7.81% |
| 00532 | West Volusia Hospital Authority | 22.1 | Emergency Use 2019-nCoV acute respiratory disease | 11 | 23 | 40,433.47 | 6.91% |
| 00532 | West Volusia Hospital Authority | 02.08 | Malignant neoplasms of breast | 6 | 16 | 39,469.56 | 6.74% |
| 00532 | West Volusia Hospital Authority | 19.08 | Injuries to the hip and thigh | 3 | 13 | 29,269.46 | 5.00% |
| 00532 | West Volusia Hospital Authority | 04.02 | Diabetes mellitus | 56 | 78 | 25,714.99 | 4.39% |
| 00532 | West Volusia Hospital Authority | 18.02 | Symptoms and signs involving the digestive system and abdomen | 56 | 103 | 25,311.29 | 4.32% |
| 00532 | West Volusia Hospital Authority | 01.04 | Other bacterial diseases | 9 | 18 | 24,907.79 | 4.25% |
| 00532 | West Volusia Hospital Authority | 09.04 | Ischemic heart diseases | 10 | 11 | 22,650.17 | 3.87% |
| 00532 | West Volusia Hospital Authority | 21.01 | Persons encountering health services for examinations | 116 | 132 | 17,504.10 | 2.99% |
| 00532 | West Volusia Hospital Authority | 04.09 | Metabolic disorders | 33 | 41 | 15,177.86 | 2.59% |
| 00532 | West Volusia Hospital Authority | 11.06 | Other diseases of intestines | 22 | 42 | 14,881.46 | 2.54% |
| 00532 | West Volusia Hospital Authority | 05.04 | Mood [affective] disorders | 51 | 67 | 14,586.03 | 2.49% |
| 00532 | West Volusia Hospital Authority | 02.19 | Benign neoplasms, except benign neuroendocrine tumors | 24 | 33 | 13,686.30 | 2.34% |
| 00532 | West Volusia Hospital Authority | 11.02 | Diseases of esophagus, stomach and duodenum | 26 | 46 | 13,449.37 | 2.30% |
| 00532 | West Volusia Hospital Authority | 14.09 | Inflammatory diseases of female pelvic organs | 7 | 11 | 13,447.93 | 2.30% |
| 00532 | West Volusia Hospital Authority | 13.14 | Disorders of bone density and structure | 4 | 4 | 13,343.27 | 2.28% |
| 00532 | West Volusia Hospital Authority | 13.01 | Infectious arthropathies | 1 | 3 | 12,496.57 | 2.13% |
| 00532 | West Volusia Hospital Authority | 11.09 | Disorders of gallbladder, biliary tract and pancreas | 8 | 17 | 12,170.08 | 2.08% |
| 00532 | West Volusia Hospital Authority | 18.08 | General symptoms and signs | 15 | 22 | 9,836.28 | 1.68% |
| 00532 | West Volusia Hospital Authority | 10.05 | Chronic lower respiratory diseases | 19 | 38 | 9,791.76 | 1.67% |
| 00532 | West Volusia Hospital Authority | 13.10 | Other dorsopathies | 22 | 43 | 8,549.65 | 1.46% |
| 00532 | West Volusia Hospital Authority | 10.11 | Other diseases of the respiratory system | 4 | 15 | 8,458.87 | 1.45% |
| 00532 | West Volusia Hospital Authority | 18.01 | Symptoms and signs involving the circulatory and respiratory systems | 48 | 72 | 7,973.38 | 1.36% |
| 00532 | West Volusia Hospital Authority | 14.10 | Noninflammatory disorders of female genital tract | 19 | 24 | 7,968.25 | 1.36% |
| 00532 | West Volusia Hospital Authority | 09.03 | Hypertensive diseases | 17 | 21 | 7,050.26 | 1.20% |
| 00532 | West Volusia Hospital Authority | 02.17 | Malignant neoplasms of lymphoid, hematopoietic and related tissue | 3 | 5 | 6,965.87 | 1.19% |
| 00532 | West Volusia Hospital Authority | 10.02 | Influenza and pneumonia | 5 | 7 | 6,903.95 | 1.18% |
| 00532 | West Volusia Hospital Authority | 19.01 | Injuries to the head | 1 | 1 | 6,509.84 | 1.11% |
| 00532 | West Volusia Hospital Authority | 12.07 | Disorders of skin appendages | 4 | 4 | 4,637.49 | 0.79% |
| 00532 | West Volusia Hospital Authority | 05.05 | Anxiety, dissociative, stress-related, somatoform and other nonpsychotic... | 18 | 25 | 4,456.47 | 0.76% |

Requested by: ReportScheduler from p316 data [P316]

Generated at: 01:59:38 on 01 April 2022

Cost of Minor

Block of Business ID: EBMSI
 Client ID: 00532
 Paid Date: 3/1/2022 to 3/31/2022

Products: MM, DE, RX, VI

| ClientId | Client Name | CategoryId | Category Description | Unique Patients | Claim Count | Paid Amount | Percent of Total |
|----------|---------------------------------|------------|---|-----------------|-------------|-------------|------------------|
| 00532 | West Volusia Hospital Authority | 18.12 | Abnormal findings on diagnostic imaging and in function studies, without... | 26 | 33 | 4,090.41 | 0.70% |
| 00532 | West Volusia Hospital Authority | 14.03 | Acute kidney failure and chronic kidney disease | 18 | 34 | 3,888.81 | 0.66% |
| 00532 | West Volusia Hospital Authority | 13.08 | Deforming dorsopathies | 9 | 17 | 3,642.59 | 0.62% |
| 00532 | West Volusia Hospital Authority | 13.05 | Other joint disorders | 22 | 33 | 3,617.56 | 0.62% |
| 00532 | West Volusia Hospital Authority | 05.03 | Schizophrenia, schizotypal, delusional, and other non-mood psychotic disorders | 5 | 9 | 3,464.28 | 0.59% |
| 00532 | West Volusia Hospital Authority | 03.01 | Nutritional anemias | 14 | 24 | 3,349.38 | 0.57% |
| 00532 | West Volusia Hospital Authority | 18.09 | Abnormal findings on examination of blood, without diagnosis | 15 | 17 | 3,201.03 | 0.55% |
| 00532 | West Volusia Hospital Authority | 10.04 | Other diseases of upper respiratory tract | 9 | 10 | 3,149.32 | 0.54% |
| 00532 | West Volusia Hospital Authority | 13.13 | Other soft tissue disorders | 17 | 25 | 2,989.24 | 0.51% |
| 00532 | West Volusia Hospital Authority | 10.01 | Acute upper respiratory infections | 3 | 3 | 2,731.83 | 0.47% |
| 00532 | West Volusia Hospital Authority | 06.06 | Episodic and paroxysmal disorders | 9 | 12 | 2,707.03 | 0.46% |
| 00532 | West Volusia Hospital Authority | 13.11 | Disorders of muscles | 3 | 12 | 2,681.40 | 0.46% |
| 00532 | West Volusia Hospital Authority | 09.06 | Other forms of heart disease | 24 | 26 | 2,585.50 | 0.44% |
| 00532 | West Volusia Hospital Authority | 21.15 | Persons with potential health hazards related to family and personal history... | 17 | 22 | 2,540.76 | 0.43% |
| 00532 | West Volusia Hospital Authority | 19.22 | Complications of surgical and medical care, not elsewhere classified | 2 | 3 | 2,390.54 | 0.41% |
| 00532 | West Volusia Hospital Authority | 19.09 | Injuries to the knee and lower leg | 8 | 10 | 2,320.23 | 0.40% |
| 00532 | West Volusia Hospital Authority | 21.07 | Persons with potential health hazards related to communicable diseases | 15 | 19 | 2,102.10 | 0.36% |
| 00532 | West Volusia Hospital Authority | 09.08 | Diseases of arteries, arterioles and capillaries | 7 | 9 | 1,837.93 | 0.31% |
| 00532 | West Volusia Hospital Authority | 11.08 | Diseases of liver | 11 | 17 | 1,811.95 | 0.31% |
| 00532 | West Volusia Hospital Authority | 03.05 | Other disorders of blood and blood-forming organs | 6 | 11 | 1,790.33 | 0.31% |
| 00532 | West Volusia Hospital Authority | 14.07 | Diseases of male genital organs | 3 | 5 | 1,724.21 | 0.29% |
| 00532 | West Volusia Hospital Authority | 18.03 | Symptoms and signs involving the skin and subcutaneous tissue | 5 | 6 | 1,649.79 | 0.28% |
| 00532 | West Volusia Hospital Authority | 21.09 | Encounters for other specific health care | 7 | 10 | 1,649.64 | 0.28% |
| 00532 | West Volusia Hospital Authority | 14.08 | Disorders of breast | 8 | 9 | 1,466.88 | 0.25% |
| 00532 | West Volusia Hospital Authority | 12.09 | Other disorders of the skin and subcutaneous tissue | 6 | 6 | 1,407.38 | 0.24% |
| 00532 | West Volusia Hospital Authority | 19.04 | Injuries to the abdomen, lower back, lumbar spine, pelvis and external genitals | 1 | 2 | 1,380.80 | 0.24% |
| 00532 | West Volusia Hospital Authority | 02.03 | Malignant neoplasms of respiratory and intrathoracic organs | 1 | 7 | 1,356.58 | 0.23% |
| 00532 | West Volusia Hospital Authority | 18.06 | Symptoms and signs involving cognition, perception, emotional state and... | 7 | 10 | 1,353.34 | 0.23% |
| 00532 | West Volusia Hospital Authority | 01.16 | Mycoses | 8 | 8 | 1,110.76 | 0.19% |
| 00532 | West Volusia Hospital Authority | 12.01 | Infections of the skin and subcutaneous tissue | 3 | 12 | 1,101.68 | 0.19% |

Requested by: ReportScheduler from p316 data [P316]

Generated at: 01:59:39 on 01 April 2022



Cost of Minor

Block of Business ID: EBMSI
Client ID: 00532
Paid Date: 3/1/2022 to 3/31/2022

Products: MM, DE, RX, VI

| ClientId | Client Name | CategoryId | Category Description | Unique Patients | Claim Count | Paid Amount | Percent of Total |
|----------|---------------------------------|------------|---|-----------------|-------------|-------------|------------------|
| 00532 | West Volusia Hospital Authority | 12.03 | Dermatitis and eczema | 7 | 7 | 1,085.28 | 0.19% |
| 00532 | West Volusia Hospital Authority | 19.12 | Injury of unspecified body region | 1 | 1 | 1,080.50 | 0.18% |
| 00532 | West Volusia Hospital Authority | 03.03 | Aplastic and other anemias and other bone marrow failure syndromes | 10 | 12 | 1,049.70 | 0.18% |
| 00532 | West Volusia Hospital Authority | 13.04 | Osteoarthritis | 11 | 16 | 1,027.52 | 0.18% |
| 00532 | West Volusia Hospital Authority | 09.05 | Pulmonary heart disease and diseases of pulmonary circulation | 5 | 11 | 917.28 | 0.16% |
| 00532 | West Volusia Hospital Authority | 21.08 | Persons encountering health services in circumstances related to reproduction | 5 | 7 | 874.01 | 0.15% |
| 00532 | West Volusia Hospital Authority | 02.05 | Melanoma and other malignant neoplasms of skin | 3 | 4 | 861.17 | 0.15% |
| 00532 | West Volusia Hospital Authority | 11.10 | Other diseases of the digestive system | 3 | 5 | 802.10 | 0.14% |
| 00532 | West Volusia Hospital Authority | 02.20 | Neoplasms of uncertain behavior, polycythemia vera and myelodysplastic... | 5 | 6 | 788.16 | 0.13% |
| 00532 | West Volusia Hospital Authority | 02.10 | Malignant neoplasms of male genital organs | 1 | 2 | 777.46 | 0.13% |
| 00532 | West Volusia Hospital Authority | 14.06 | Other diseases of the urinary system | 10 | 10 | 769.91 | 0.13% |
| 00532 | West Volusia Hospital Authority | 14.05 | Other disorders of kidney and ureter | 5 | 7 | 767.23 | 0.13% |
| 00532 | West Volusia Hospital Authority | 14.04 | Urolithiasis | 5 | 8 | 762.16 | 0.13% |
| 00532 | West Volusia Hospital Authority | 01.13 | Viral hepatitis | 5 | 8 | 744.51 | 0.13% |
| 00532 | West Volusia Hospital Authority | 14.02 | Renal tubulo-interstitial diseases | 2 | 2 | 723.32 | 0.12% |
| 00532 | West Volusia Hospital Authority | 13.03 | Inflammatory polyarthropathies | 3 | 7 | 711.91 | 0.12% |
| 00532 | West Volusia Hospital Authority | 06.11 | Other disorders of the nervous system | 7 | 7 | 698.73 | 0.12% |
| 00532 | West Volusia Hospital Authority | 15.02 | Supervision of high risk pregnancy | 1 | 6 | 681.19 | 0.12% |
| 00532 | West Volusia Hospital Authority | 04.07 | Other nutritional deficiencies | 9 | 9 | 671.32 | 0.11% |
| 00532 | West Volusia Hospital Authority | 11.04 | Hernia | 4 | 4 | 664.52 | 0.11% |
| 00532 | West Volusia Hospital Authority | 19.02 | Injuries to the neck | 1 | 7 | 658.45 | 0.11% |
| 00532 | West Volusia Hospital Authority | 09.07 | Cerebrovascular diseases | 3 | 7 | 656.38 | 0.11% |
| 00532 | West Volusia Hospital Authority | 05.02 | Mental and behavioral disorders due to psychoactive substance use | 4 | 6 | 647.85 | 0.11% |
| 00532 | West Volusia Hospital Authority | 07.06 | Glaucoma | 5 | 5 | 644.52 | 0.11% |
| 00532 | West Volusia Hospital Authority | 04.04 | Disorders of other endocrine glands | 3 | 4 | 630.42 | 0.11% |
| 00532 | West Volusia Hospital Authority | 04.01 | Disorders of thyroid gland | 9 | 10 | 609.38 | 0.10% |
| 00532 | West Volusia Hospital Authority | 05.01 | Mental disorders due to known physiological conditions | 1 | 5 | 584.33 | 0.10% |
| 00532 | West Volusia Hospital Authority | 11.05 | Noninfective enteritis and colitis | 4 | 4 | 573.85 | 0.10% |
| 00532 | West Volusia Hospital Authority | 07.04 | Disorders of lens | 4 | 5 | 562.52 | 0.10% |
| 00532 | West Volusia Hospital Authority | 01.14 | Human immunodeficiency virus [HIV] disease | 2 | 3 | 517.20 | 0.09% |

Requested by: ReportScheduler from p316 data [P316]

Generated at: 01:59:39 on 01 April 2022



Cost of Minor

Block of Business ID: EBMSI
Client ID: 00532
Paid Date: 3/1/2022 to 3/31/2022

Products: MM, DE, RX, VI

| ClientId | Client Name | CategoryId | Category Description | Unique Patients | Claim Count | Paid Amount | Percent of Total |
|----------|---------------------------------|------------|---|-----------------|-------------|-------------|------------------|
| 00532 | West Volusia Hospital Authority | 10.03 | Other acute lower respiratory infections | 1 | 1 | 477.23 | 0.08% |
| 00532 | West Volusia Hospital Authority | 03.04 | Coagulation defects, purpura and other hemorrhagic conditions | 4 | 5 | 464.12 | 0.08% |
| 00532 | West Volusia Hospital Authority | 04.08 | Overweight, obesity and other hyperalimentation | 1 | 1 | 460.00 | 0.08% |
| 00532 | West Volusia Hospital Authority | 08.04 | Other disorders of ear | 4 | 6 | 443.84 | 0.08% |
| 00532 | West Volusia Hospital Authority | 08.02 | Diseases of middle ear and mastoid | 2 | 3 | 440.72 | 0.08% |
| 00532 | West Volusia Hospital Authority | 07.11 | Other disorders of eye and adnexa | 1 | 1 | 407.37 | 0.07% |
| 00532 | West Volusia Hospital Authority | 18.05 | Symptoms and signs involving the genitourinary system | 5 | 5 | 391.18 | 0.07% |
| 00532 | West Volusia Hospital Authority | 21.14 | Persons encountering health services in other circumstances | 2 | 4 | 383.95 | 0.07% |
| 00532 | West Volusia Hospital Authority | 18.07 | Symptoms and signs involving speech and voice | 1 | 2 | 366.10 | 0.06% |
| 00532 | West Volusia Hospital Authority | 02.02 | Malignant neoplasms of digestive organs | 2 | 3 | 354.83 | 0.06% |
| 00532 | West Volusia Hospital Authority | 07.01 | Disorders of eyelid, lacrimal system and orbit | 2 | 2 | 271.65 | 0.05% |
| 00532 | West Volusia Hospital Authority | 02.14 | Malignant neoplasms of ill-defined, other secondary and unspecified sites | 1 | 2 | 249.73 | 0.04% |
| 00532 | West Volusia Hospital Authority | 05.10 | Behavioral and emotional disorders with onset usually occurring in childhood... | 2 | 2 | 249.62 | 0.04% |
| 00532 | West Volusia Hospital Authority | 09.09 | Diseases of veins, lymphatic vessels and lymph nodes, not elsewhere classified | 2 | 2 | 233.97 | 0.04% |
| 00532 | West Volusia Hospital Authority | 12.05 | Urticaria and erythema | 2 | 2 | 232.60 | 0.04% |
| 00532 | West Volusia Hospital Authority | 18.11 | Abnormal findings on examination of other body fluids, substances and... | 3 | 3 | 209.74 | 0.04% |
| 00532 | West Volusia Hospital Authority | 15.03 | Edema, proteinuria and hypertensive disorders in pregnancy, childbirth and... | 1 | 1 | 204.53 | 0.03% |
| 00532 | West Volusia Hospital Authority | 01.11 | Viral infections characterized by skin and mucous membrane lesions | 2 | 4 | 192.50 | 0.03% |
| 00532 | West Volusia Hospital Authority | 19.05 | Injuries to the shoulder and upper arm | 1 | 1 | 176.32 | 0.03% |
| 00532 | West Volusia Hospital Authority | 01.05 | Infections with a predominantly sexual mode of transmission | 1 | 2 | 153.16 | 0.03% |
| 00532 | West Volusia Hospital Authority | 18.04 | Symptoms and signs involving the nervous and musculoskeletal systems | 1 | 1 | 139.44 | 0.02% |
| 00532 | West Volusia Hospital Authority | 07.05 | Disorders of choroid and retina | 1 | 1 | 128.28 | 0.02% |
| 00532 | West Volusia Hospital Authority | 02.22 | Neoplasms of unspecified behavior | 1 | 1 | 119.71 | 0.02% |
| 00532 | West Volusia Hospital Authority | 05.06 | Behavioral syndromes associated with physiological disturbances and... | 1 | 1 | 105.25 | 0.04% |
| 00532 | West Volusia Hospital Authority | 07.02 | Disorders of conjunctiva | 1 | 2 | 104.94 | 0.02% |
| 00532 | West Volusia Hospital Authority | 10.07 | Other respiratory diseases principally affecting the interstitium | 1 | 1 | 100.25 | 0.05% |
| 00532 | West Volusia Hospital Authority | 11.07 | Diseases of peritoneum and retroperitoneum | 1 | 1 | 98.72 | 0.02% |
| 00532 | West Volusia Hospital Authority | 07.03 | Disorders of sclera, cornea, iris and ciliary body | 1 | 1 | 91.88 | 0.02% |
| 00532 | West Volusia Hospital Authority | 07.10 | Visual disturbances and blindness | 1 | 1 | 85.01 | 0.01% |
| 00532 | West Volusia Hospital Authority | 06.07 | Nerve, nerve root and plexus disorders | 1 | 1 | 81.32 | 0.03% |

Requested by: ReportScheduler from p316 data [P316]

Generated at: 01:59:39 on 01 April 2022



Cost of Minor

Block of Business ID: EBMSI
Client ID: 00532
Paid Date: 3/1/2022 to 3/31/2022

Products: MM, DE, RX, VI

| ClientId | Client Name | CategoryId | Category Description | Unique Patients | Claim Count | Paid Amount | Percent of Total |
|----------|---------------------------------|------------|--|-----------------|-------------|-------------|------------------|
| 00532 | West Volusia Hospital Authority | 06.08 | Polyneuropathies and other disorders of the peripheral nervous system | 1 | 1 | 69.66 | 0.01% |
| 00532 | West Volusia Hospital Authority | 01.02 | Tuberculosis | 1 | 1 | 68.87 | 0.01% |
| 00532 | West Volusia Hospital Authority | 15.09 | Other obstetric conditions, not elsewhere classified | 1 | 2 | 68.82 | 0.01% |
| 00532 | West Volusia Hospital Authority | 21.10 | Persons with potential health hazards related to socioeconomic and... | 1 | 1 | 67.63 | 0.01% |
| 00532 | West Volusia Hospital Authority | 02.01 | Malignant neoplasms of lip, oral cavity and pharynx | 1 | 1 | 63.51 | 0.01% |
| 00532 | West Volusia Hospital Authority | 13.20 | Biomechanical lesions, not elsewhere classified | 1 | 1 | 63.46 | 0.01% |
| 00532 | West Volusia Hospital Authority | 11.01 | Diseases of oral cavity and salivary glands | 1 | 1 | 59.94 | 0.01% |
| 00532 | West Volusia Hospital Authority | 09.02 | Chronic rheumatic heart diseases | 1 | 1 | 59.91 | 0.01% |
| 00532 | West Volusia Hospital Authority | 19.06 | Injuries to the elbow and forearm | 1 | 1 | 49.89 | 0.01% |
| 00532 | West Volusia Hospital Authority | 04.10 | Postprocedural endocrine and metabolic complications and disorders, not... | 1 | 1 | 48.37 | 0.01% |
| 00532 | West Volusia Hospital Authority | 02.18 | In situ neoplasms | 1 | 1 | 17.70 | 0.00% |
| 00532 | West Volusia Hospital Authority | 10.09 | Other diseases of the pleura | 1 | 1 | 9.08 | 0.00% |
| 00532 | West Volusia Hospital Authority | 02.06 | Malignant neoplasms of mesothelial and soft tissue | 1 | 1 | 7.45 | 0.00% |
| | | | | 1124 | 1647 | 585,388.01 | 100.00% |



Cost of Minor

Block of Business ID: EBMSI
 Client ID: 00532
 Paid Date: 1/1/2022 to 3/31/2022

Products: MM, DE, RX, VI

| ClientId | Client Name | CategoryId | Category Description | Unique Patients | Claim Count | Paid Amount | Percent of Total |
|----------|---------------------------------|------------|---|-----------------|-------------|-------------|------------------|
| 00532 | West Volusia Hospital Authority | 01.04 | Other bacterial diseases | 24 | 51 | 117,015.76 | 5.79% |
| 00532 | West Volusia Hospital Authority | 13.09 | Spondylopathies | 40 | 75 | 115,229.17 | 5.70% |
| 00532 | West Volusia Hospital Authority | 11.02 | Diseases of esophagus, stomach and duodenum | 69 | 141 | 94,105.03 | 4.66% |
| 00532 | West Volusia Hospital Authority | 22.1 | Emergency Use 2019-nCoVacute respiratory disease | 25 | 70 | 80,097.17 | 3.96% |
| 00532 | West Volusia Hospital Authority | 04.02 | Diabetes mellitus | 170 | 314 | 76,234.97 | 3.77% |
| 00532 | West Volusia Hospital Authority | 21.01 | Persons encountering health services for examinations | 437 | 607 | 75,051.56 | 3.71% |
| 00532 | West Volusia Hospital Authority | 18.02 | Symptoms and signs involving the digestive system and abdomen | 125 | 279 | 74,268.52 | 3.67% |
| 00532 | West Volusia Hospital Authority | 11.06 | Other diseases of intestines | 63 | 110 | 72,056.48 | 3.56% |
| 00532 | West Volusia Hospital Authority | 14.10 | Noninflammatory disorders of female genital tract | 45 | 80 | 58,888.60 | 2.91% |
| 00532 | West Volusia Hospital Authority | 13.10 | Other dorsopathies | 71 | 169 | 55,684.94 | 2.75% |
| 00532 | West Volusia Hospital Authority | 02.08 | Malignant neoplasms of breast | 9 | 49 | 51,453.73 | 2.55% |
| 00532 | West Volusia Hospital Authority | 11.09 | Disorders of gallbladder, biliary tract and pancreas | 18 | 48 | 51,403.85 | 2.54% |
| 00532 | West Volusia Hospital Authority | 09.03 | Hypertensive diseases | 63 | 82 | 50,368.61 | 2.49% |
| 00532 | West Volusia Hospital Authority | 13.08 | Deforming dorsopathies | 19 | 51 | 45,447.88 | 2.25% |
| 00532 | West Volusia Hospital Authority | 21.15 | Persons with potential health hazards related to family and personal history... | 59 | 84 | 43,855.52 | 2.17% |
| 00532 | West Volusia Hospital Authority | 13.04 | Osteoarthritis | 37 | 80 | 43,441.17 | 2.15% |
| 00532 | West Volusia Hospital Authority | 09.08 | Diseases of arteries, arterioles and capillaries | 15 | 29 | 42,279.24 | 2.09% |
| 00532 | West Volusia Hospital Authority | 02.19 | Benign neoplasms, except benign neuroendocrine tumors | 56 | 90 | 39,989.51 | 1.98% |
| 00532 | West Volusia Hospital Authority | 09.04 | Ischemic heart diseases | 23 | 28 | 38,258.11 | 1.89% |
| 00532 | West Volusia Hospital Authority | 18.08 | General symptoms and signs | 63 | 114 | 37,529.30 | 1.86% |
| 00532 | West Volusia Hospital Authority | 14.03 | Acute kidney failure and chronic kidney disease | 37 | 120 | 33,789.61 | 1.67% |
| 00532 | West Volusia Hospital Authority | 10.05 | Chronic lower respiratory diseases | 40 | 101 | 32,326.98 | 1.60% |
| 00532 | West Volusia Hospital Authority | 05.04 | Mood [affective] disorders | 85 | 218 | 32,119.26 | 1.59% |
| 00532 | West Volusia Hospital Authority | 19.08 | Injuries to the hip and thigh | 6 | 28 | 31,934.19 | 1.58% |
| 00532 | West Volusia Hospital Authority | 04.09 | Metabolic disorders | 113 | 160 | 31,581.24 | 1.56% |
| 00532 | West Volusia Hospital Authority | 18.01 | Symptoms and signs involving the circulatory and respiratory systems | 119 | 223 | 28,831.22 | 1.43% |
| 00532 | West Volusia Hospital Authority | 14.04 | Urolithiasis | 9 | 22 | 27,863.80 | 1.38% |
| 00532 | West Volusia Hospital Authority | 10.02 | Influenza and pneumonia | 10 | 19 | 26,623.27 | 1.32% |
| 00532 | West Volusia Hospital Authority | 11.05 | Noninfective enteritis and colitis | 17 | 31 | 21,548.25 | 1.07% |
| 00532 | West Volusia Hospital Authority | 09.06 | Other forms of heart disease | 46 | 68 | 20,810.42 | 1.03% |

Requested by: ReportScheduler from p316 data [P316]

Generated at: 02:01:04 on 01 April 2022



Cost of Minor

Block of Business ID: EBMSI
 Client ID: 00532
 Paid Date: 1/1/2022 to 3/31/2022

Products: MM, DE, RX, VI

| ClientId | Client Name | CategoryId | Category Description | Unique Patients | Claim Count | Paid Amount | Percent of Total |
|----------|---------------------------------|------------|--|-----------------|-------------|-------------|------------------|
| 00532 | West Volusia Hospital Authority | 11.04 | Hernia | 9 | 18 | 20,130.48 | 1.00% |
| 00532 | West Volusia Hospital Authority | 11.08 | Diseases of liver | 30 | 51 | 17,480.33 | 0.86% |
| 00532 | West Volusia Hospital Authority | 13.05 | Other joint disorders | 67 | 144 | 16,006.75 | 0.79% |
| 00532 | West Volusia Hospital Authority | 13.01 | Infectious arthropathies | 2 | 7 | 14,390.88 | 0.71% |
| 00532 | West Volusia Hospital Authority | 14.09 | Inflammatory diseases of female pelvic organs | 8 | 13 | 13,734.64 | 0.68% |
| 00532 | West Volusia Hospital Authority | 13.14 | Disorders of bone density and structure | 7 | 8 | 13,427.84 | 0.66% |
| 00532 | West Volusia Hospital Authority | 13.13 | Other soft tissue disorders | 60 | 130 | 13,206.84 | 0.65% |
| 00532 | West Volusia Hospital Authority | 03.01 | Nutritional anemias | 29 | 81 | 12,996.01 | 0.64% |
| 00532 | West Volusia Hospital Authority | 03.03 | Aplastic and other anemias and other bone marrow failure syndromes | 33 | 51 | 11,761.64 | 0.58% |
| 00532 | West Volusia Hospital Authority | 11.07 | Diseases of peritoneum and retroperitoneum | 2 | 2 | 11,624.07 | 0.58% |
| 00532 | West Volusia Hospital Authority | 14.02 | Renal tubulo-interstitial diseases | 3 | 7 | 11,598.04 | 0.57% |
| 00532 | West Volusia Hospital Authority | 11.10 | Other diseases of the digestive system | 9 | 13 | 11,364.99 | 0.56% |
| 00532 | West Volusia Hospital Authority | 05.05 | Anxiety, dissociative, stress-related, somatoform and other nonpsychotic... | 36 | 77 | 10,709.06 | 0.53% |
| 00532 | West Volusia Hospital Authority | 19.06 | Injuries to the elbow and forearm | 5 | 18 | 10,575.59 | 0.52% |
| 00532 | West Volusia Hospital Authority | 18.09 | Abnormal findings on examination of blood, without diagnosis | 52 | 91 | 10,296.63 | 0.51% |
| 00532 | West Volusia Hospital Authority | 14.11 | Intraoperative and postprocedural complications and disorders of... | 1 | 1 | 9,933.10 | 0.49% |
| 00532 | West Volusia Hospital Authority | 18.12 | Abnormal findings on diagnostic imaging and in function studies, without... | 59 | 82 | 9,179.88 | 0.45% |
| 00532 | West Volusia Hospital Authority | 10.11 | Other diseases of the respiratory system | 8 | 20 | 9,005.80 | 0.45% |
| 00532 | West Volusia Hospital Authority | 02.20 | Neoplasms of uncertain behavior, polycythemia vera and myelodysplastic... | 13 | 21 | 8,838.85 | 0.44% |
| 00532 | West Volusia Hospital Authority | 06.06 | Episodic and paroxysmal disorders | 30 | 41 | 8,595.65 | 0.43% |
| 00532 | West Volusia Hospital Authority | 12.01 | Infections of the skin and subcutaneous tissue | 12 | 24 | 8,567.13 | 0.42% |
| 00532 | West Volusia Hospital Authority | 09.09 | Diseases of veins, lymphatic vessels and lymph nodes, not elsewhere classified | 12 | 16 | 8,547.42 | 0.42% |
| 00532 | West Volusia Hospital Authority | 05.02 | Mental and behavioral disorders due to psychoactive substance use | 15 | 24 | 8,361.55 | 0.41% |
| 00532 | West Volusia Hospital Authority | 02.17 | Malignant neoplasms of lymphoid, hematopoietic and related tissue | 3 | 11 | 8,154.81 | 0.40% |
| 00532 | West Volusia Hospital Authority | 18.03 | Symptoms and signs involving the skin and subcutaneous tissue | 15 | 21 | 7,852.38 | 0.39% |
| 00532 | West Volusia Hospital Authority | 19.01 | Injuries to the head | 2 | 5 | 7,354.99 | 0.36% |
| 00532 | West Volusia Hospital Authority | 18.04 | Symptoms and signs involving the nervous and musculoskeletal systems | 10 | 15 | 7,160.82 | 0.35% |
| 00532 | West Volusia Hospital Authority | 21.09 | Encounters for other specific health care | 20 | 40 | 6,665.89 | 0.33% |
| 00532 | West Volusia Hospital Authority | 10.04 | Other diseases of upper respiratory tract | 16 | 22 | 6,222.45 | 0.31% |
| 00532 | West Volusia Hospital Authority | 02.03 | Malignant neoplasms of respiratory and intrathoracic organs | 1 | 23 | 5,757.09 | 0.28% |

Requested by: ReportScheduler from p316 data [P316]

Generated at: 02:01:04 on 01 April 2022

Cost of Minor

Block of Business ID: EBMSI
 Client ID: 00532
 Paid Date: 1/1/2022 to 3/31/2022

Products: MM, DE, RX, VI

| ClientId | Client Name | CategoryId | Category Description | Unique Patients | Claim Count | Paid Amount | Percent of Total |
|----------|---------------------------------|------------|---|-----------------|-------------|-------------|------------------|
| 00532 | West Volusia Hospital Authority | 19.09 | Injuries to the knee and lower leg | 11 | 19 | 5,624.92 | 0.28% |
| 00532 | West Volusia Hospital Authority | 12.07 | Disorders of skin appendages | 9 | 13 | 5,404.08 | 0.27% |
| 00532 | West Volusia Hospital Authority | 10.10 | Intraoperative and postprocedural complications and disorders of respiratory... | 1 | 2 | 5,385.61 | 0.27% |
| 00532 | West Volusia Hospital Authority | 01.13 | Viral hepatitis | 12 | 42 | 5,189.24 | 0.26% |
| 00532 | West Volusia Hospital Authority | 21.07 | Persons with potential health hazards related to communicable diseases | 35 | 46 | 5,052.72 | 0.25% |
| 00532 | West Volusia Hospital Authority | 18.06 | Symptoms and signs involving cognition, perception, emotional state and... | 22 | 34 | 4,974.57 | 0.25% |
| 00532 | West Volusia Hospital Authority | 19.03 | Injuries to the thorax | 10 | 15 | 4,889.06 | 0.24% |
| 00532 | West Volusia Hospital Authority | 09.07 | Cerebrovascular diseases | 12 | 31 | 4,830.95 | 0.24% |
| 00532 | West Volusia Hospital Authority | 09.05 | Pulmonary heart disease and diseases of pulmonary circulation | 8 | 17 | 4,223.53 | 0.21% |
| 00532 | West Volusia Hospital Authority | 06.11 | Other disorders of the nervous system | 17 | 31 | 3,981.95 | 0.20% |
| 00532 | West Volusia Hospital Authority | 05.03 | Schizophrenia, schizotypal, delusional, and other non-mood psychotic disorders | 7 | 13 | 3,929.09 | 0.19% |
| 00532 | West Volusia Hospital Authority | 21.08 | Persons encountering health services in circumstances related to reproduction | 13 | 41 | 3,913.67 | 0.19% |
| 00532 | West Volusia Hospital Authority | 13.11 | Disorders of muscles | 6 | 23 | 3,670.07 | 0.18% |
| 00532 | West Volusia Hospital Authority | 03.05 | Other disorders of blood and blood-forming organs | 16 | 26 | 3,663.90 | 0.18% |
| 00532 | West Volusia Hospital Authority | 19.22 | Complications of surgical and medical care, not elsewhere classified | 5 | 16 | 3,500.06 | 0.17% |
| 00532 | West Volusia Hospital Authority | 10.01 | Acute upper respiratory infections | 8 | 9 | 3,269.90 | 0.16% |
| 00532 | West Volusia Hospital Authority | 14.06 | Other diseases of the urinary system | 20 | 30 | 3,181.55 | 0.16% |
| 00532 | West Volusia Hospital Authority | 14.08 | Disorders of breast | 18 | 22 | 3,111.37 | 0.15% |
| 00532 | West Volusia Hospital Authority | 02.05 | Melanoma and other malignant neoplasms of skin | 6 | 11 | 3,095.42 | 0.15% |
| 00532 | West Volusia Hospital Authority | 19.02 | Injuries to the neck | 4 | 15 | 3,073.34 | 0.15% |
| 00532 | West Volusia Hospital Authority | 02.10 | Malignant neoplasms of male genital organs | 3 | 15 | 3,072.59 | 0.15% |
| 00532 | West Volusia Hospital Authority | 04.01 | Disorders of thyroid gland | 35 | 44 | 2,984.94 | 0.15% |
| 00532 | West Volusia Hospital Authority | 07.04 | Disorders of lens | 11 | 15 | 2,834.23 | 0.14% |
| 00532 | West Volusia Hospital Authority | 15.02 | Supervision of high risk pregnancy | 4 | 27 | 2,495.69 | 0.12% |
| 00532 | West Volusia Hospital Authority | 18.05 | Symptoms and signs involving the genitourinary system | 30 | 44 | 2,477.17 | 0.12% |
| 00532 | West Volusia Hospital Authority | 13.03 | Inflammatory polyarthropathies | 16 | 27 | 2,346.42 | 0.12% |
| 00532 | West Volusia Hospital Authority | 12.09 | Other disorders of the skin and subcutaneous tissue | 12 | 15 | 2,149.27 | 0.11% |
| 00532 | West Volusia Hospital Authority | 14.07 | Diseases of male genital organs | 9 | 11 | 2,093.05 | 0.10% |
| 00532 | West Volusia Hospital Authority | 07.06 | Glaucoma | 13 | 15 | 1,960.03 | 0.10% |
| 00532 | West Volusia Hospital Authority | 14.05 | Other disorders of kidney and ureter | 13 | 21 | 1,956.13 | 0.10% |

Requested by: ReportScheduler from p316 data [P316]

Generated at: 02:01:04 on 01 April 2022



Cost of Minor

Block of Business ID: EBMSI
 Client ID: 00532
 Paid Date: 1/1/2022 to 3/31/2022

Products: MM, DE, RX, VI

| ClientId | Client Name | CategoryId | Category Description | Unique Patients | Claim Count | Paid Amount | Percent of Total |
|----------|---------------------------------|------------|---|-----------------|-------------|-------------|------------------|
| 00532 | West Volusia Hospital Authority | 01.14 | Human immunodeficiency virus [HIV] disease | 6 | 17 | 1,844.32 | 0.09% |
| 00532 | West Volusia Hospital Authority | 13.12 | Disorders of synovium and tendon | 2 | 5 | 1,695.50 | 0.08% |
| 00532 | West Volusia Hospital Authority | 12.03 | Dermatitis and eczema | 12 | 13 | 1,689.96 | 0.08% |
| 00532 | West Volusia Hospital Authority | 04.07 | Other nutritional deficiencies | 26 | 27 | 1,664.10 | 0.08% |
| 00532 | West Volusia Hospital Authority | 01.16 | Mycoses | 12 | 14 | 1,623.23 | 0.08% |
| 00532 | West Volusia Hospital Authority | 05.01 | Mental disorders due to known physiological conditions | 1 | 13 | 1,512.48 | 0.07% |
| 00532 | West Volusia Hospital Authority | 03.04 | Coagulation defects, purpura and other hemorrhagic conditions | 9 | 19 | 1,346.02 | 0.07% |
| 00532 | West Volusia Hospital Authority | 18.11 | Abnormal findings on examination of other body fluids, substances and... | 11 | 15 | 1,289.80 | 0.06% |
| 00532 | West Volusia Hospital Authority | 19.05 | Injuries to the shoulder and upper arm | 7 | 9 | 1,230.97 | 0.06% |
| 00532 | West Volusia Hospital Authority | 07.01 | Disorders of eyelid, lacrimal system and orbit | 10 | 10 | 1,208.92 | 0.06% |
| 00532 | West Volusia Hospital Authority | 06.07 | Nerve, nerve root and plexus disorders | 5 | 8 | 1,171.08 | 0.06% |
| 00532 | West Volusia Hospital Authority | 04.04 | Disorders of other endocrine glands | 7 | 10 | 1,155.53 | 0.06% |
| 00532 | West Volusia Hospital Authority | 19.12 | Injury of unspecified body region | 2 | 2 | 1,089.13 | 0.05% |
| 00532 | West Volusia Hospital Authority | 10.03 | Other acute lower respiratory infections | 4 | 4 | 953.98 | 0.05% |
| 00532 | West Volusia Hospital Authority | 07.10 | Visual disturbances and blindness | 7 | 8 | 882.53 | 0.04% |
| 00532 | West Volusia Hospital Authority | 08.04 | Other disorders of ear | 7 | 10 | 863.53 | 0.04% |
| 00532 | West Volusia Hospital Authority | 01.15 | Other viral diseases | 2 | 3 | 802.80 | 0.04% |
| 00532 | West Volusia Hospital Authority | 13.15 | Other osteopathies | 1 | 1 | 738.91 | 0.04% |
| 00532 | West Volusia Hospital Authority | 21.14 | Persons encountering health services in other circumstances | 5 | 8 | 733.99 | 0.04% |
| 00532 | West Volusia Hospital Authority | 07.07 | Disorders of vitreous body and globe | 3 | 4 | 716.54 | 0.04% |
| 00532 | West Volusia Hospital Authority | 19.07 | Injuries to the wrist, hand and fingers | 5 | 8 | 708.93 | 0.04% |
| 00532 | West Volusia Hospital Authority | 01.11 | Viral infections characterized by skin and mucous membrane lesions | 5 | 8 | 689.88 | 0.03% |
| 00532 | West Volusia Hospital Authority | 07.09 | Disorders of ocular muscles, binocular movement, accommodation and... | 2 | 6 | 688.44 | 0.03% |
| 00532 | West Volusia Hospital Authority | 06.04 | Other degenerative diseases of the nervous system | 4 | 6 | 655.85 | 0.03% |
| 00532 | West Volusia Hospital Authority | 02.18 | In situ neoplasms | 2 | 3 | 626.56 | 0.03% |
| 00532 | West Volusia Hospital Authority | 19.04 | Injuries to the abdomen, lower back, lumbar spine, pelvis and external genitals | 3 | 5 | 616.46 | 0.03% |
| 00532 | West Volusia Hospital Authority | 15.05 | Maternal care related to the fetus and amniotic cavity and possible delivery... | 2 | 2 | 609.93 | 0.03% |
| 00532 | West Volusia Hospital Authority | 02.02 | Malignant neoplasms of digestive organs | 4 | 9 | 608.47 | 0.03% |
| 00532 | West Volusia Hospital Authority | 12.05 | Urticaria and erythema | 4 | 5 | 597.19 | 0.03% |
| 00532 | West Volusia Hospital Authority | 07.11 | Other disorders of eye and adnexa | 2 | 3 | 586.21 | 0.03% |

Requested by: ReportScheduler from p316 data [P316]

Generated at: 02:01:04 on 01 April 2022

Cost of Minor

Block of Business ID: EBMSI
 Client ID: 00532
 Paid Date: 1/1/2022 to 3/31/2022

Products: MM, DE, RX, VI

| ClientId | Client Name | CategoryId | Category Description | Unique Patients | Claim Count | Paid Amount | Percent of Total |
|----------|---------------------------------|------------|---|-----------------|-------------|-------------|------------------|
| 00532 | West Volusia Hospital Authority | 01.05 | Infections with a predominantly sexual mode of transmission | 6 | 7 | 576.77 | 0.03% |
| 00532 | West Volusia Hospital Authority | 13.07 | Systemic connective tissue disorders | 5 | 8 | 574.94 | 0.03% |
| 00532 | West Volusia Hospital Authority | 05.10 | Behavioral and emotional disorders with onset usually occurring in childhood... | 3 | 4 | 564.16 | 0.03% |
| 00532 | West Volusia Hospital Authority | 08.02 | Diseases of middle ear and mastoid | 5 | 8 | 549.91 | 0.03% |
| 00532 | West Volusia Hospital Authority | 02.01 | Malignant neoplasms of lip, oral cavity and pharynx | 1 | 7 | 542.08 | 0.03% |
| 00532 | West Volusia Hospital Authority | 05.07 | Disorders of adult personality and behavior | 3 | 4 | 524.87 | 0.03% |
| 00532 | West Volusia Hospital Authority | 15.03 | Edema, proteinuria and hypertensive disorders in pregnancy, childbirth and... | 2 | 3 | 507.23 | 0.03% |
| 00532 | West Volusia Hospital Authority | 02.14 | Malignant neoplasms of ill-defined, other secondary and unspecified sites | 2 | 4 | 502.07 | 0.02% |
| 00532 | West Volusia Hospital Authority | 02.11 | Malignant neoplasms of urinary tract | 3 | 4 | 476.49 | 0.02% |
| 00532 | West Volusia Hospital Authority | 10.07 | Other respiratory diseases principally affecting the interstitium | 2 | 5 | 465.60 | 0.02% |
| 00532 | West Volusia Hospital Authority | 04.08 | Overweight, obesity and other hyperalimentation | 1 | 1 | 460.00 | 0.02% |
| 00532 | West Volusia Hospital Authority | 05.06 | Behavioral syndromes associated with physiological disturbances and... | 2 | 4 | 449.01 | 0.02% |
| 00532 | West Volusia Hospital Authority | 19.10 | Injuries to the ankle and foot | 2 | 2 | 432.00 | 0.02% |
| 00532 | West Volusia Hospital Authority | 07.05 | Disorders of choroid and retina | 2 | 3 | 418.40 | 0.02% |
| 00532 | West Volusia Hospital Authority | 18.07 | Symptoms and signs involving speech and voice | 1 | 2 | 366.10 | 0.02% |
| 00532 | West Volusia Hospital Authority | 06.03 | Extrapyramidal and movement disorders | 3 | 4 | 358.30 | 0.02% |
| 00532 | West Volusia Hospital Authority | 19.13 | Effects of foreign body entering through natural orifice | 2 | 2 | 313.75 | 0.02% |
| 00532 | West Volusia Hospital Authority | 06.08 | Polyneuropathies and other disorders of the peripheral nervous system | 4 | 4 | 276.97 | 0.01% |
| 00532 | West Volusia Hospital Authority | 07.02 | Disorders of conjunctiva | 2 | 3 | 269.64 | 0.01% |
| 00532 | West Volusia Hospital Authority | 04.10 | Postprocedural endocrine and metabolic complications and disorders, not... | 2 | 3 | 259.60 | 0.01% |
| 00532 | West Volusia Hospital Authority | 12.04 | Papulosquamous disorders | 1 | 2 | 240.40 | 0.01% |
| 00532 | West Volusia Hospital Authority | 11.01 | Diseases of oral cavity and salivary glands | 2 | 2 | 238.44 | 0.01% |
| 00532 | West Volusia Hospital Authority | 02.04 | Malignant neoplasms of bone and articular cartilage | 1 | 2 | 237.17 | 0.01% |
| 00532 | West Volusia Hospital Authority | 06.09 | Diseases of myoneural junction and muscle | 2 | 2 | 233.74 | 0.01% |
| 00532 | West Volusia Hospital Authority | 09.02 | Chronic rheumatic heart diseases | 2 | 2 | 219.57 | 0.01% |
| 00532 | West Volusia Hospital Authority | 15.09 | Other obstetric conditions, not elsewhere classified | 3 | 5 | 213.82 | 0.01% |
| 00532 | West Volusia Hospital Authority | 07.03 | Disorders of sclera, cornea, iris and ciliary body | 2 | 2 | 180.14 | 0.01% |
| 00532 | West Volusia Hospital Authority | 08.01 | Diseases of external ear | 1 | 1 | 174.86 | 0.01% |
| 00532 | West Volusia Hospital Authority | 21.13 | Body mass index | 1 | 1 | 167.60 | 0.01% |
| 00532 | West Volusia Hospital Authority | 19.18 | Poisoning by, adverse effects of and underdosing of drugs, medicaments and... | 1 | 1 | 159.73 | 0.01% |

Requested by: ReportScheduler from p316 data [P316]

Generated at: 02:01:04 on 01 April 2022



Cost of Minor

Block of Business ID: EBMSI
Client ID: 00532
Paid Date: 1/1/2022 to 3/31/2022

Products: MM, DE, RX, VI

| ClientId | Client Name | CategoryId | Category Description | Unique Patients | Claim Count | Paid Amount | Percent of Total |
|----------|---------------------------------|------------|---|-----------------|-------------|--------------|------------------|
| 00532 | West Volusia Hospital Authority | 09.10 | Other and unspecified disorders of the circulatory system | 1 | 2 | 155.82 | 0.01% |
| 00532 | West Volusia Hospital Authority | 02.06 | Malignant neoplasms of mesothelial and soft tissue | 1 | 2 | 147.76 | 0.01% |
| 00532 | West Volusia Hospital Authority | 01.21 | Bacterial and viral infectious agents | 2 | 3 | 143.60 | 0.01% |
| 00532 | West Volusia Hospital Authority | 02.09 | Malignant neoplasms of female genital organs | 1 | 2 | 142.89 | 0.01% |
| 00532 | West Volusia Hospital Authority | 19.20 | Other and unspecified effects of external causes | 1 | 2 | 139.08 | 0.01% |
| 00532 | West Volusia Hospital Authority | 02.22 | Neoplasms of unspecified behavior | 3 | 3 | 138.06 | 0.01% |
| 00532 | West Volusia Hospital Authority | 12.06 | Radiation-related disorders of the skin and subcutaneous tissue | 1 | 1 | 128.22 | 0.01% |
| 00532 | West Volusia Hospital Authority | 21.10 | Persons with potential health hazards related to socioeconomic and... | 2 | 2 | 124.26 | 0.01% |
| 00532 | West Volusia Hospital Authority | 15.04 | Other maternal disorders predominantly related to pregnancy | 2 | 2 | 124.06 | 0.01% |
| 00532 | West Volusia Hospital Authority | 18.10 | Abnormal findings on examination of urine, without diagnosis | 3 | 3 | 121.70 | 0.01% |
| 00532 | West Volusia Hospital Authority | 10.09 | Other diseases of the pleura | 4 | 5 | 114.70 | 0.01% |
| 00532 | West Volusia Hospital Authority | 17.10 | Other congenital malformations | 1 | 1 | 83.99 | 0.00% |
| 00532 | West Volusia Hospital Authority | 01.01 | Intestinal infectious diseases | 1 | 1 | 83.57 | 0.00% |
| 00532 | West Volusia Hospital Authority | 13.21 | Chronic Gout | 1 | 1 | 83.10 | 0.00% |
| 00532 | West Volusia Hospital Authority | 01.02 | Tuberculosis | 1 | 1 | 68.87 | 0.00% |
| 00532 | West Volusia Hospital Authority | 13.20 | Biomechanical lesions, not elsewhere classified | 1 | 1 | 63.46 | 0.00% |
| 00532 | West Volusia Hospital Authority | 02.15 | Malignant neuroendocrine tumors | 1 | 1 | 57.56 | 0.00% |
| 00532 | West Volusia Hospital Authority | 18.13 | Abnormal tumor markers | 1 | 1 | 40.88 | 0.00% |
| 00532 | West Volusia Hospital Authority | 22.3 | Post COVID-19 condition unspecified | 1 | 1 | 16.75 | 0.00% |
| 00532 | West Volusia Hospital Authority | 21.16 | Weeks of Gestation | 1 | 1 | 12.45 | 0.00% |
| | | | | 3139 | 5701 | 2,021,468.86 | 100.00% |



Summary of Claims Paid By Location

Block of Business ID: EBMSI
Client ID: 00532

Paid Date: 3/1/2022 to 3/31/2022

| Description | Claims | Medical | Dental | Vision | Prescription | Disability | Total Paid |
|--|-------------|-------------------|-------------|-------------|--------------|-------------|-------------------|
| 00532-West Volusia Hospital Authority | | | | | | | |
| DeLand | 2 | 27,633.06 | 0.00 | 0.00 | 0.00 | 0.00 | 27,633.06 |
| Deltona | 1 | 0.00 | 0.00 | 0.00 | 0.00 | 0.00 | 0.00 |
| miCareDeLand | 1696 | 267,344.29 | 0.00 | 0.00 | 0.00 | 0.00 | 267,344.29 |
| miCareDeltona | 1701 | 279,464.30 | 0.00 | 0.00 | 0.00 | 0.00 | 279,464.30 |
| miCarePierse | 163 | 10,946.36 | 0.00 | 0.00 | 0.00 | 0.00 | 10,946.36 |
| Pierse | 1 | 0.00 | 0.00 | 0.00 | 0.00 | 0.00 | 0.00 |
| 00532 Totals: | 3564 | 585,388.01 | 0.00 | 0.00 | 0.00 | 0.00 | 585,388.01 |



Summary of Claims Paid By Location

Block of Business ID: EBMSI
Client ID: 00532

Paid Date: 1/1/2022 to 3/31/2022

| Description | Claims | Medical | Dental | Vision | Prescription | Disability | Total Paid |
|--|--------------|---------------------|-------------|-------------|--------------|-------------|---------------------|
| 00532-West Volusia Hospital Authority | | | | | | | |
| DeLand | 9 | 27,633.06 | 0.00 | 0.00 | 0.00 | 0.00 | 27,633.06 |
| Deltona | 5 | 0.00 | 0.00 | 0.00 | 0.00 | 0.00 | 0.00 |
| miCareDeLand | 5085 | 865,812.43 | 0.00 | 0.00 | 0.00 | 0.00 | 865,812.43 |
| miCareDelton | 4952 | 1,071,762.00 | 0.00 | 0.00 | 0.00 | 0.00 | 1,071,762.00 |
| miCarePierse | 462 | 56,261.37 | 0.00 | 0.00 | 0.00 | 0.00 | 56,261.37 |
| Pierson | 1 | 0.00 | 0.00 | 0.00 | 0.00 | 0.00 | 0.00 |
| 00532 Totals: | 10514 | 2,021,468.86 | 0.00 | 0.00 | 0.00 | 0.00 | 2,021,468.86 |

Requested by: ReportScheduler from p316 data [P316]

Generated at: 05:52:28 on 01 April 2022



Top Providers by Paid Amount for Tins: '204552956'

Block of Business ID: EBMSI
Client ID: 00532

Paid Date: 3/1/2022 to 3/31/2022

| Tin | NPI | Provider | City | State | Specialty | Claim Count | Billed Charges | Over UCR | PPO Discount | Allowed | Plan Paid | Patient Resp |
|------------|------------|------------|----------|-------|-----------|-------------|----------------|----------|--------------|---------|-----------|--------------|
| 20-4552956 | 1942540356 | Micare LLC | Billings | MT | Clinic | 1140 | 0.00 | 0.00 | 0.00 | 0.00 | 0.00 | 0.00 |



Top Providers by Paid Amount for Tins: '204552956'

Block of Business ID: EBMSI
Client ID: 00532

Paid Date: 1/1/2022 to 3/31/2022

| Tin | NPI | Provider | City | State | Specialty | Claim Count | Billed Charges | Over UCR | PPO Discount | Allowed | Plan Paid | Patient Resp |
|------------|------------|------------|----------|-------|-----------|-------------|----------------|----------|--------------|---------|-----------|--------------|
| 20-4552956 | 1942540356 | Micare LLC | Billings | MT | Clinic | 2706 | 0.00 | 0.00 | 0.00 | 0.00 | 0.00 | 0.00 |



Top Providers by Paid Amount for Tins: '550799729'

Block of Business ID: EBMSI
Client ID: 00532

Paid Date: 1/1/2022 to 3/31/2022

| Tin | NPI | Provider | City | State | Specialty | Claim Count | Billed Charges | Over UCR | PPO Discount | Allowed | Plan Paid | Patient Resp |
|------------|------------|-----------------------|---------|-------|-----------|-------------|----------------|----------|--------------|---------|-----------|--------------|
| 55-0799729 | 1467907626 | NEFHS Deland 1205 | Deland | FL | Hospital | 2 | 145.00 | 0.00 | 0.00 | 145.00 | 0.00 | 0.00 |
| 55-0799729 | 1427605534 | NEFHS Deltona Medical | Deltona | FL | Hospital | 1 | 199.00 | 0.00 | 0.00 | 199.00 | 0.00 | 0.00 |
| 55-0799729 | 1467907626 | Off Site Testing | Deland | FL | Hospital | 5 | 250.00 | 0.00 | 0.00 | 250.00 | 0.00 | 0.00 |



CLAIMS PAID BY MONTH

Paid Date: 1/1/22 to 3/31/22

| Location Name | Month | Hospital | Laboratory | PCP | Speciality | Facility Physician | Total Claims Count | Total Paid Claims | Total Fixed Costs | Employee Count | PEPM Cost/ Employee | Hospital PEPM | Lab PEPM | PCP PEPM | Speciality PEPM | Facility PEPM |
|---|------------------|--------------|--------------|--------|--------------|--------------------|--------------------|-------------------|-------------------|----------------|---------------------|---------------|----------|----------|-----------------|---------------|
| 00532 - West Volusia Hospital Authority | | | | | | | | | | | | | | | | |
| miCareDeLand | 01-2022 | \$84,367.53 | \$35,031.92 | \$0.00 | \$67,661.77 | \$837.06 | 1122 | \$187,898.28 | \$0.00 | 700 | \$268.43 | \$120.53 | \$50.05 | \$0.00 | \$96.66 | \$1.20 |
| miCareDeLand | 02-2022 | \$63,470.11 | \$16,812.99 | \$0.00 | \$51,186.26 | \$35.70 | 734 | \$131,505.06 | \$0.00 | 684 | \$192.26 | \$92.79 | \$24.58 | \$0.00 | \$74.83 | \$0.05 |
| miCareDeLand | 03-2022 | \$85,861.37 | \$13,327.69 | \$0.00 | \$73,523.72 | \$1,366.49 | 744 | \$174,079.27 | \$0.00 | 695 | \$250.47 | \$123.54 | \$19.18 | \$0.00 | \$105.79 | \$1.97 |
| | Subtotal: | \$233,699.01 | \$65,172.60 | \$0.00 | \$192,371.75 | \$2,239.25 | 2600 | \$493,482.61 | \$0.00 | 2079 | \$237.37 | \$112.41 | \$31.35 | \$0.00 | \$92.53 | \$1.08 |
| miCareDelton | 01-2022 | \$71,096.38 | \$19,606.04 | \$0.00 | \$96,139.36 | \$738.03 | 985 | \$187,579.81 | \$0.00 | 572 | \$327.94 | \$124.29 | \$34.28 | \$0.00 | \$168.08 | \$1.29 |
| miCareDelton | 02-2022 | \$30,016.66 | \$10,364.50 | \$0.00 | \$65,774.20 | \$21.42 | 677 | \$106,176.78 | \$0.00 | 568 | \$186.93 | \$52.85 | \$18.25 | \$0.00 | \$115.80 | \$0.04 |
| miCareDelton | 03-2022 | \$60,910.48 | \$12,402.05 | \$0.00 | \$77,500.47 | \$1,931.33 | 786 | \$152,744.33 | \$0.00 | 564 | \$270.82 | \$108.00 | \$21.99 | \$0.00 | \$137.41 | \$3.42 |
| | Subtotal: | \$162,023.52 | \$42,372.59 | \$0.00 | \$239,414.03 | \$2,690.78 | 2448 | \$446,500.92 | \$0.00 | 1704 | \$262.03 | \$95.08 | \$24.87 | \$0.00 | \$140.50 | \$1.58 |
| miCarePierse | 01-2022 | \$11,785.78 | \$2,980.59 | \$0.00 | \$4,336.58 | \$198.31 | 96 | \$19,301.26 | \$0.00 | 69 | \$279.73 | \$170.81 | \$43.20 | \$0.00 | \$62.85 | \$2.87 |
| miCarePierse | 02-2022 | \$17,257.20 | \$895.91 | \$0.00 | \$2,369.16 | \$0.00 | 49 | \$20,522.27 | \$0.00 | 74 | \$277.33 | \$233.21 | \$12.11 | \$0.00 | \$32.02 | \$0.00 |
| miCarePierse | 03-2022 | \$2,618.20 | \$1,986.12 | \$0.00 | \$3,140.55 | \$617.35 | 69 | \$8,362.22 | \$0.00 | 75 | \$111.50 | \$34.91 | \$26.48 | \$0.00 | \$41.87 | \$8.23 |
| | Subtotal: | \$31,661.18 | \$5,862.62 | \$0.00 | \$9,846.29 | \$815.66 | 214 | \$48,185.75 | \$0.00 | 218 | \$221.04 | \$145.23 | \$26.89 | \$0.00 | \$45.17 | \$3.74 |
| N/A | 03-2022 | \$0.00 | \$0.00 | \$0.00 | \$0.00 | \$0.00 | 0 | \$0.00 | \$241,625.00 | 0 | \$0.00 | \$0.00 | \$0.00 | \$0.00 | \$0.00 | \$0.00 |
| | Subtotal: | \$0.00 | \$0.00 | \$0.00 | \$0.00 | \$0.00 | 0 | \$0.00 | \$241,625.00 | 0 | \$0.00 | \$0.00 | \$0.00 | \$0.00 | \$0.00 | \$0.00 |
| | Total: | \$427,383.71 | \$113,407.81 | \$0.00 | \$441,632.07 | \$5,745.69 | 5262 | \$988,169.28 | \$241,625.00 | 4001 | \$246.98 | \$106.82 | \$28.34 | \$0.00 | \$110.38 | \$1.44 |

Parameters

Beginning Location:

Ending Location:

Paid Date: 1/1/2022-3/31/2022

Reporting Period: CLIENTYTD

Location: 000-zzzzz

** Census Count Comments: Membership is counted per location, per department, or per



WVHA miCare Clinic Deland and Deltona

February 2022 Report

miCare Utilization and Capacity

miCare Utilization and Capacity

| | Capacity Available for Scheduled Appointments | Total Capacity Used for Scheduled Appointments | % of Total Capacity Scheduled for Appointments | Total Capacity Available for Unscheduled Appointments | % of Total Capacity Available for Appointments |
|--------|---|--|--|---|--|
| Deland | | | | | |
| 2022 | 217 | 147 | 68% | 70 | 32% |

| | Capacity Available for Scheduled Appointments | Total Capacity Used for Scheduled Appointments | % of Total Capacity Scheduled for Appointments | Total Capacity Available for Unscheduled Appointments | % of Total Capacity Available for Appointments |
|---------|---|--|--|---|--|
| Deltona | | | | | |
| 2022 | 177 | 129 | 73% | 48 | 27% |

| | Capacity Available for Scheduled Appointments | Total Capacity Used for Scheduled Appointments | % of Total Capacity Scheduled for Appointments | Total Capacity Available for Unscheduled Appointments | % of Total Capacity Available for Appointments |
|--------------------|---|--|--|---|--|
| Deland and Deltona | | | | | |
| 2022 | 394 | 276 | 71% | 118 | 29% |

Total Hours Available: Total hours available for members to schedule, minus scheduled Admin Time

% Total Utilized Hours: Total time that has been scheduled (including "no-shows" since this time was unavailable for other members to schedule an appointment)



miCare Utilization by Day of the Week

| DeLand | Monday | Tuesday | Wednesday | Thursday | Friday |
|--------|--------|---------|-----------|----------|--------|
| 2022 | 67% | 77% | 61% | 72% | 67% |

| Deltona | Monday | Tuesday | Wednesday | Thursday | Friday |
|---------|--------|---------|-----------|----------|--------|
| 2022 | 80% | 76% | | 77% | 57% |

Key Insights:

- Between the two clinics 71% of the available capacity was used for scheduled appointments; 29% of time was available for walk-ins and other unscheduled patient care activities
- “No Shows” is where patient didn’t attend their scheduled clinic appointment
 - DeLand - 6%
 - Deltona - 18%

Such no shows create systematic “waste” since this scheduled appointment slot was not available to other members

- Administrative Time (chart reviews, medication follow-ups, referrals, provider-to-provider communication; etc.) represent approx. 2% of total capacity and is in line with industry standard for this type of patient care model

miCare Member Migration

March 2022

| | Total Unique Patients with Appointments | Total Eligible Membership | Penetration of Membership (%) |
|--------------|---|---------------------------|-------------------------------|
| Total | 632 | 1,271 | 50% |

*The data above represents unique members, several of who had multiple clinic visits on month



miCare Visit Type Frequency

Deland

| # | Visit Type Description | Visit Count | % of Total |
|------------------------|---|--------------|------------|
| 1 | Medication Pick Up | 616 | 55% |
| 2 | Lab Ordered by a miCare Provider | 129 | 12% |
| 3 | Recheck/ Follow-Up | 96 | 9% |
| 4 | Regular Visit, 1-2 Issues/Medications | 59 | 5% |
| 5 | Lab Ordered by a Non-miCare Provider | 38 | 3% |
| 6 | Med Pick Up Pt Assist Program | 36 | 3% |
| 7 | 1st Clinic Visit | 34 | 3% |
| 8 | Hospital Follow-up | 28 | 3% |
| 9 | For any visit conducted via phone (NOT a virtual visit) | 23 | 2% |
| 10 | Chronic Disease Mgmt | 14 | 1% |
| 11 | Nurse Visit | 12 | 1% |
| 11 | Physical/Well Exams (Women/Men 18 and over) | 12 | 1% |
| 11 | Sick/Urgent | 12 | 1% |
| 14 | Regular Visit, 3+ Issues/Medications | 4 | 0% |
| 15 | Immunization/Shot | 3 | 0% |
| Overall - Total | | 1,116 | |

| Location | Visit Count | % of Total |
|------------------------|--------------|------------|
| Onsite | 1,055 | 95% |
| Telephone | 61 | 5% |
| Overall - Total | 1,116 | |



Deltona

| # | Visit Type Description | Visit Count | % of Total |
|------------------------|---|-------------|------------|
| 1 | Recheck/ Follow-Up | 128 | 33% |
| 2 | Lab Ordered by a miCare Provider | 91 | 23% |
| 3 | For any visit conducted via phone (NOT a virtual visit) | 50 | 13% |
| 4 | Regular Visit, 1-2 Issues/Medications | 39 | 10% |
| 5 | 1st Clinic Visit | 15 | 4% |
| 5 | Chronic Disease Mgmt | 15 | 4% |
| 7 | Hospital Follow-up | 13 | 3% |
| 8 | Med Pick Up Pt Assist Program | 10 | 3% |
| 9 | Sick/Urgent | 8 | 2% |
| 10 | Lab Ordered by a Non-miCare Provider | 6 | 2% |
| 10 | Physical/Well Exams (Women/Men 18 and over) | 6 | 2% |
| 12 | Nurse Visit | 3 | 1% |
| 13 | Community Resource | 2 | 1% |
| 14 | Immunization/Shot | 1 | 0% |
| 14 | Regular Visit, 3+ Issues/Medications | 1 | 0% |
| Overall - Total | | 388 | |

| Location | Visit Count | % of Total |
|------------------------|-------------|------------|
| Onsite | 338 | 87% |
| Telephone | 50 | 13% |
| Overall - Total | 388 | |

The data above includes all visits completed by the clinical team including Nurses, Phlebotomy, Nurse Practitioners, and Health Coaches.



WVHA miCare Clinic Deland and Deltona

2022 Quarter One Report

miCare Utilization and Member Penetration

miCare Utilization and Capacity

| Deland Q1 | Capacity Available for Scheduled Appointments | Total Capacity Used for Scheduled Appointments | % Of Total Capacity Scheduled for Appointments | Total Capacity Available for Unscheduled Appointments | % Of Total Capacity Available for Appointments |
|--------------|--|---|---|--|---|
| 2022 | 581 | 416 | 72% | 165 | 28% |

| Deltona Q1 | Capacity Available for Scheduled Appointments | Total Capacity Used for Scheduled Appointments | % Of Total Capacity Scheduled for Appointments | Total Capacity Available for Unscheduled Appointments | % Of Total Capacity Available for Appointments |
|---------------|--|---|---|--|---|
| 2022 | 481 | 365 | 76% | 116 | 24% |

| Deland and Deltona Q1 | Capacity Available for Scheduled Appointments | Total Capacity Used for Scheduled Appointments | % of Total Capacity Scheduled for Appointments | Total Capacity Available for Unscheduled Appointments | % of Total Capacity Available for Appointments |
|--------------------------|--|---|---|--|---|
| 2022 | 1,062 | 781 | 74% | 226 | 26% |

Total Hours Available: Total hours available for members to schedule, minus scheduled Admin Time

% Total Utilized Hours: Total time that has been scheduled (including "no-shows" since this time was unavailable for other members to schedule an appointment)

Average 2021 Utilization 74%

Average 2021 Unscheduled Capacity 26%



miCare Utilization by Day of the Week

| Deland Q1 | Monday | Tuesday | Wednesday | Thursday | Friday |
|--------------|--------|---------|-----------|----------|--------|
| 2022 | 74% | 74% | 72% | 66% | 74% |

| Deltona Q1 | Monday | Tuesday | Wednesday | Thursday | Friday |
|---------------|--------|---------|-----------|----------|--------|
| 2022 | 77% | 74% | 81% | 72% | |

Key Insights:

- The average utilization for Q1 is 74%
- At the Deland location there were 199 no shows in Q1 of 2022. That is a 6% no show percentage.
- At the Deltona location there were 240 no shows in Q1 of 2022. That is a 18% no show percentage.

miCare Member Migration

| | Total Unique Patients with Appointments | Total Eligible Membership | Penetration of Membership (%) |
|------------|---|------------------------------|----------------------------------|
| Patients | 913 | 1,267 | 72% |
| Total 2022 | 913 | 1,267 | 72% |

*The data above represents unique members, several of who had multiple clinic visits on month



miCare Visit Type Frequency

The data below includes all visits completed by the clinical team including Nurses, Phlebotomy, Nurse Practitioners, and Health Coaches.

Deland

| # | Visit Type Description | Visit Count | % of Total |
|-----------------|---|-------------|------------|
| 1 | Medication Pick Up | 1,785 | 56% |
| 2 | Lab Ordered by a miCare Provider | 360 | 11% |
| 3 | Recheck/ Follow-Up | 315 | 10% |
| 4 | Regular Visit, 1-2 Issues/Medications | 182 | 6% |
| 5 | Med Pick Up Pt Assist Program | 88 | 3% |
| 6 | 1st Clinic Visit | 84 | 3% |
| 7 | Lab Ordered by a Non-miCare Provider | 82 | 3% |
| 8 | Hospital Follow-up | 65 | 2% |
| 9 | Sick/Urgent | 52 | 2% |
| 10 | Chronic Disease Mgmt | 33 | 1% |
| 11 | Physical/Well Exams (Women/Men 18 and over) | 31 | 1% |
| 12 | Nurse Visit | 28 | 1% |
| 13 | For any visit conducted via phone (NOT a virtual visit) | 26 | 1% |
| 14 | Immunization/Shot | 15 | 0% |
| 15 | Regular Visit, 3+ Issues/Medications | 14 | 0% |
| Overall - Total | | 3,160 | |

| Location | Visit Count | % of Total |
|-----------------|-------------|------------|
| Onsite | 2,924 | 93% |
| Telephone | 236 | 7% |
| Overall - Total | 3,160 | |



Deltona

| # | Visit Type Description | Visit Count | % of Total |
|-----------------|---|-------------|------------|
| 1 | Recheck/ Follow-Up | 351 | 33% |
| 2 | Lab Ordered by a miCare Provider | 246 | 23% |
| 3 | Regular Visit, 1-2 Issues/Medications | 136 | 13% |
| 4 | For any visit conducted via phone (NOT a virtual visit) | 59 | 5% |
| 5 | Sick/Urgent | 53 | 5% |
| 6 | 1st Clinic Visit | 48 | 4% |
| 6 | Chronic Disease Mgmt | 48 | 4% |
| 8 | Med Pick Up Pt Assist Program | 40 | 4% |
| 9 | Hospital Follow-up | 31 | 3% |
| 10 | Lab Ordered by a Non-miCare Provider | 22 | 2% |
| 11 | Physical/Well Exams (Women/Men 18 and over) | 14 | 1% |
| 12 | Immunization/Shot | 9 | 1% |
| 13 | Community Resource | 7 | 1% |
| 13 | Nurse Visit | 7 | 1% |
| 15 | Regular Visit, 3+ Issues/Medications | 6 | 1% |
| 16 | Procedure | 1 | 0% |
| Overall - Total | | 1,078 | |

| Location | Visit Count | % of Total |
|-----------------|-------------|------------|
| Onsite | 873 | 81% |
| Telephone | 205 | 19% |
| Overall - Total | 1,078 | |



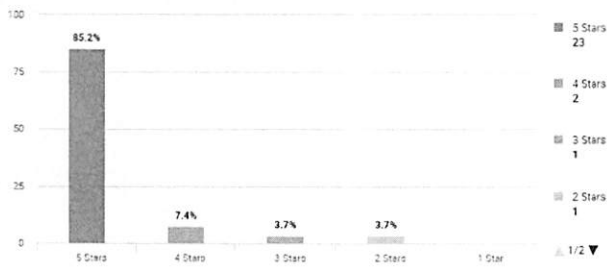
Post Visit Survey Results

Q1

March 2022

How would you rate the ease of making an appointment? ¿Cómo calificaría la facilidad de hacer una cita?

27 Responses Question Type ☆ Stars 4.7 Average Rating



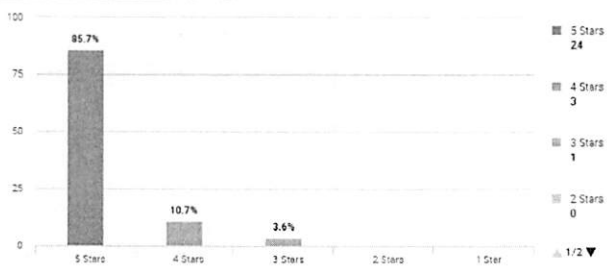
The front desk staff were friendly and courteous. El personal de recepción era amable y cortés.

28 Responses Question Type ☆ Stars 4.7 Average Rating



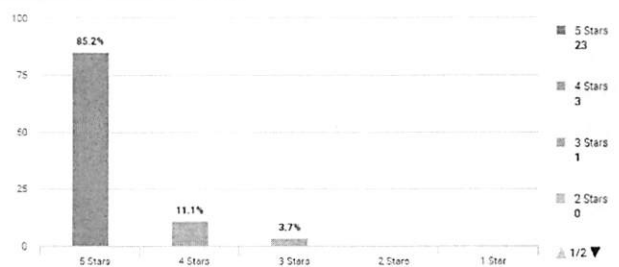
The clinical staff listened and were attentive while I explained the reason for my visit. El personal clínico me escuchó y estuvo atento mientras les explicaba el motivo de mi visita.

28 Responses Question Type ☆ Stars 4.8 Average Rating



The exam room was clean and welcoming. La sala de examen estaba limpia y acogedora.

27 Responses Question Type ☆ Stars 4.8 Average Rating



Survey's Continued

My provider spent enough time with me to address my needs and answered all of my questions. Mi proveedor pasó suficiente tiempo conmigo para atender mis necesidades y respondió a todas mis preguntas.

27
Responses

☆ Stars
Question Type

4.9
Average
Rating

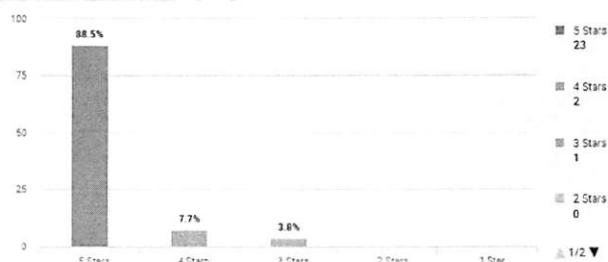


Upon leaving, I understood my diagnosis and treatments recommended by my provider. Al salir, entendí mi diagnóstico y los tratamientos recomendados por mi proveedor.

26
Responses

☆ Stars
Question Type

4.8
Average
Rating



I would rate the overall clinic care I received as: (1 star = lowest, 5 stars = highest rating) Calificaría la atención clínica general que recibí como: (1 estrella = calificación más baja, 5 estrellas = calificación más alta)

27
Responses

☆ Stars
Question Type

4.9
Average
Rating



Survey Results- Comments

- No need to contact me... I love the staff at the Deltona Office... They are the friendliest people and I have a great repour with them. Dr. Payne has been the best Physician I have had in over 25 years... I always feel at ease with him and the entire staff.
- Excellent service
- Dr. Mark is Wonderful! He listens and answers all my questions.
- Dr. Sherida Hahn is a hero.
- I love Melody! She is compassionate and caring!!
- Dr Payne is a Phenomenal physician!!!
- Dr Payne always reviews my records and discusses everything to make sure I have a better understanding.
- I would like too thank all the nurses and staff for always welcoming me with a smile and a great conversation.
- Best people therein the world
- Sheri Hahn is always willing to help and listens to concerns or ideas. Staff is always kind and helpful.



**Nurturing Families
Building Communities**

The House Next Door
*Serving
Volusia and Flagler Counties*

Administrative
Offices 804
North Woodland
Blvd. DeLand, FL
32720
386-734-7571
386-734-0252 (fax)

DeLand Counseling Center
121 W. Pennsylvania Ave.
DeLand, FL 32720
Counseling: 386-738-9169
Programs: 386-734-2236
386-943-8823 (fax)

Deltona Counseling
Center 840 Deltona
Blvd., Suite K Deltona,
FL 32725
Counseling and Programs:
386-860-1776
386-860-6006 (fax)

Flagler Counseling
Center
25 N Old Kings Road #7B
Palm Coast, FL 32137
386-738-9169
386-943-8823

S. Daytona Counseling Center
1000 Big Tree
Road Daytona
Beach, FL
32114 386-301-
4073
386-492-7638 (fax)



COURTESY • INTEGRITY • ACHIEVEMENT



April 1, 2022

West Volusia Hospital Authority

Monthly Enrollment Report

In the month of March there were 236 appointments to assist with new applications and 48 appointments to assist with pended applications from February-March. For a total of 284 Interviews with clients.

205 applications were submitted for verification and enrollment. Of these, 205 were processed by the end of the month (includes the roll overs 0 from previous month) leaving the balance of 0 to roll over into April 2022 for approval.

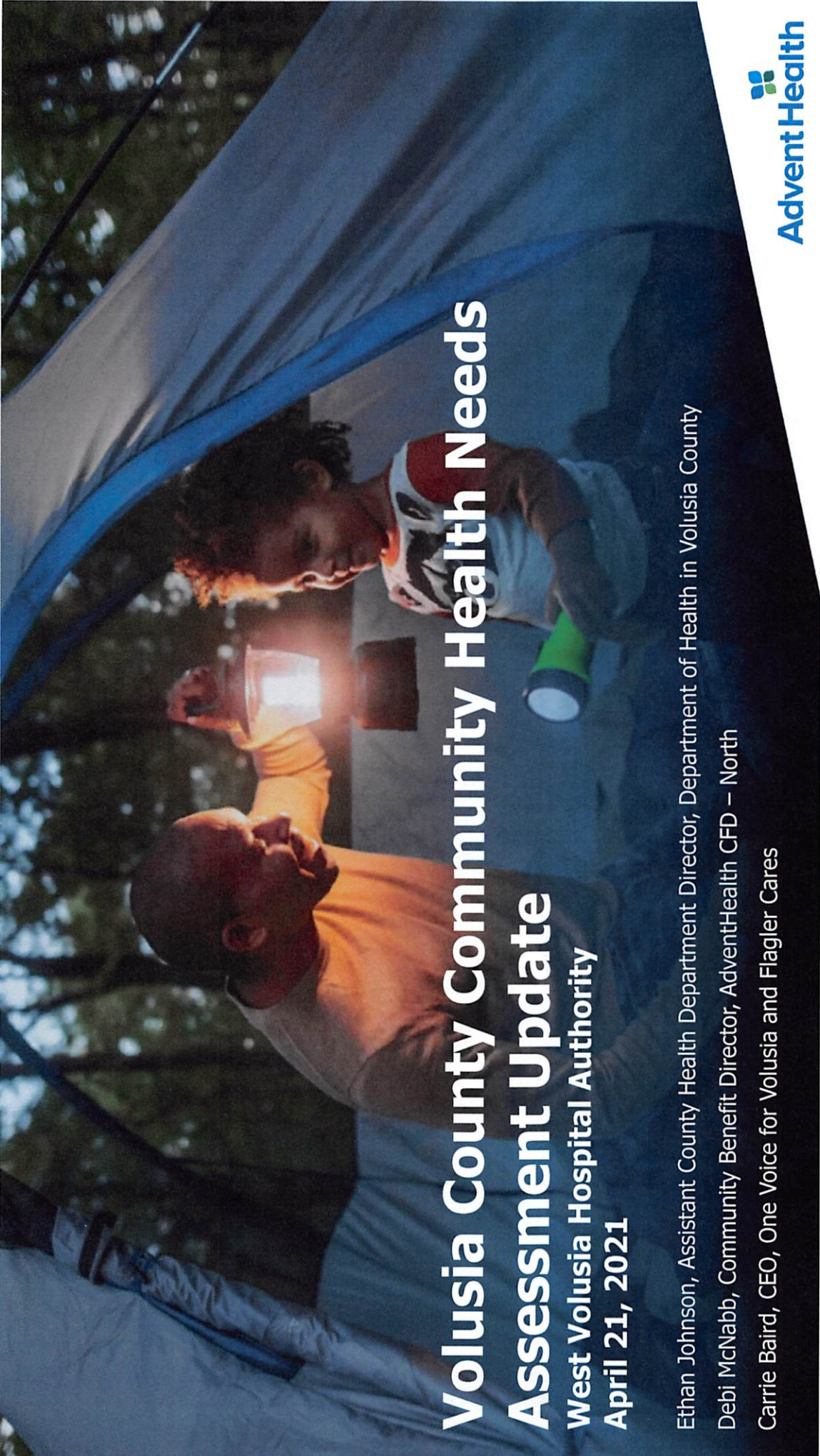
Of the 205 that were processed, 192 were approved and 7 were denied. There were 6 pended remaining.

Currently applications are being processed, approved and the client enrolled in 7 business days. Current enrollment with EBMS is taking up to 3-5 days to appear active in system.

Outreach Efforts:

- Attended West Volusia Community Partners meeting
- Reached out to all clients due to renew with a reminder phone call as well as the reminder letter
- Held a training at Halifax Hospital to educate hospital staff on how to do the health card and where to send applications and clients
- Attended community fairs in Deland.

Respectfully submitted by Gail Hallmon

A photograph of a man and a young girl inside a tent at night. The man is holding a lantern, and the girl is holding a green cup. The scene is dimly lit, with the lantern providing the main source of light.

Volusia County Community Health Needs Assessment Update

West Volusia Hospital Authority

April 21, 2021

Ethan Johnson, Assistant County Health Department Director, Department of Health in Volusia County

Debi McNabb, Community Benefit Director, AdventHealth CFD – North

Carrie Baird, CEO, One Voice for Volusia and Flagler Cares

2020 – 2022 Community Health Plan Priorities




Adult and Youth Behavioral Health

Over half (51.6%) of Volusia County respondents say that alcohol or drug addiction is the health issue they are most concerned about.



Adults who engage in excessive drinking:




Healthy Eating and Physical Activity

14.3% of Volusia County's population is food insecure compared to the state's percentage of 13.4%.



Sedentary adults in 2016:



Cardiovascular Diseases and Diabetes

Cardiovascular diseases and diabetes account for more than 30% of all deaths in Volusia County.



Rate of preventable hospitalizations from diabetes for adults under age 65 in 2018:




Barriers to Accessing Health Services

24% of Volusia County respondents said they cannot pay for doctor or hospital visits.



Adults who do not have a personal doctor:



Social and Economic Factors

Social and economic factors account for over 40% of a person's health determinants.



Over 30% of Volusia County households spend more than 1/3 of their income on housing.



CHIP Achievements 2020 – 2021

Behavioral Health

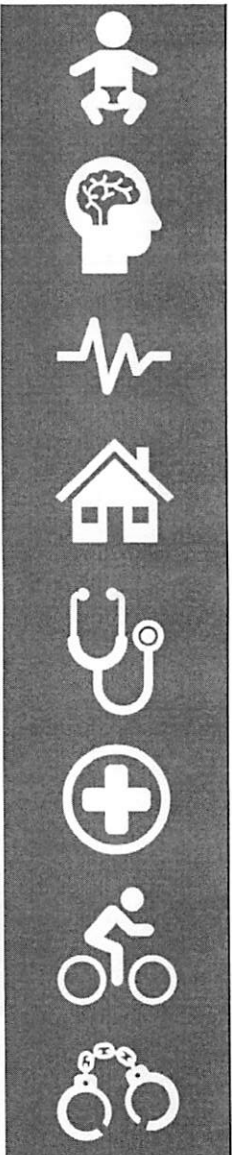


- Improvements to the behavioral health collaborative structure through the Behavioral Health Consortium
- Mobile Response Team interventions for 318 youth and adults experiencing a behavioral health crisis
- 661 individuals experiencing opioid use disorder provided Medication Assisted Treatment (MAT)
- 1,800 community members educated about mental health and suicide
- Peer counselors available at Halifax Health and AdventHealth New Smyrna Beach Emergency Department to individuals who experienced a non-fatal overdose
- Volusia Recovery Alliance NarCan distribution & overdose response/reversal training event
- AHEC Tobacco Cessation Classes

CHIP Achievements 2020 - 2021

Cardiovascular Disease & Diabetes

- Heart health, diabetes, and nutrition education to over 500 individuals annually
- Mission Fit diabetes education provided to two elementary schools
- Diabetes Undone program
- 5-2-1-0 campaign expanded to three early learning sites annually (health eating and physical activity)




CHIP Achievements 2020 - 2021

Barriers to Accessing Healthcare Services

- 1,300 vouchers for labs and diagnostics for patients at free clinics
- Over \$3,000 annually to support the Volunteers in Medicine with specialty care providers
- Women in 32114 received 164 community nursing services
- Health Equity Steering Committee convened in Spring Hill, DeLand
- Dental outreach to 31 early learning centers





CHIP Achievements 2020 - 2021

Healthy Eating & Physical Activity


- Over 20 early learning centers established or maintained a vegetable garden
- 7 Boys & Girls Clubs provided with financial support annually for daily fresh fruit and whole grain snacks
- 7 Boys & Girls Clubs provided quarterly educational activities
- New partnerships with New Smyrna Beach community organizations to increase access to fresh produce




CHIP Achievements 2020 - 2021

Social & Economic Issues

- Over 1,500 safe sleep materials distributed to populations with high risk for infant mortality
- Funding provided for First Step Shelter Health Unit
- Health screenings provided to 100% of First Step Shelter residents at intake
- SALT mobile trailer at HUM
- SOAR specialists network convened semi-annually to enhance support to vulnerable residents to apply for SSI/SSDI





A black and white photograph of three men in white lab coats standing in a laboratory or office setting. They are gathered around a wall covered with numerous sticky notes, which appear to contain data or research notes. One man on the left is pointing at a note with a pen. The man in the center is smiling and looking at the notes. The man on the right is looking down at the notes. The background shows a window and some laboratory equipment.

2022 Volusia and Flagler Collaborative CHNA

2022 Volusia and Flagler Collaborative CHNA

Participants:

- Department of Health in Volusia County
- Department of Health in Flagler County
- AdventHealth
- Halifax Health
- SMA Healthcare (Mental Health)
- Flagler Cares/One Voice for Volusia
- County Governments
- Free Clinics

Health Equity Champions:

Cheryl Massaro

- Director at George Washington Carver Community Center
- Flagler County School Board Member

Shelley Ragsdale

- President, Flagler NAACP

Dr. Danyell Wilson-Howard

- Bethune Cookman University

Pastor Charles Silano

- Grace Community Food Pantry

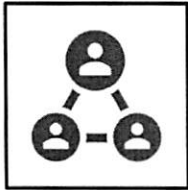
Maritz Avila-Vazquez

- Deltona City Commissioner District 3
- Executive Director and Founder Hispanic American Youth Group of Deltona

Mamie Oatis


- Food Brings Hope Community Grants and Operations Director
- Former School Assistant Principal Pine Ridge High, Deltona, Interim Principal Heritage Middle, Deltona, Principal SW Middle, DeLand

Project Process Review



50 Stakeholder Interviews

Average 30 minutes; some lasted over an hour!



14 Focus Group Discussions

More than we expected!
Approximately 150 total participants
Highly inclusive; Equity lens;
Massive insight!



Surveys: 2,000+

Community Survey (2,270 total responses! 615 from Flagler and 1,115 from Volusia Counties)!

“It’s not just the *number* of people; it’s about being inclusive and connecting with the breadth of our highly diverse communities in a way that truly helps and engages them.”

Discussion

2022-2023 Funding Applications received by date and time

THROUGH March 31, 2022

| Agency name-CAC Review | Date | | Amount | | | FYE APPROVED 2022 Budget | YTD Actual 2022 | Difference +/- |
|--|-----------|----------|--------------|--------------|----------------|--------------------------------|--------------------|----------------|
| | Received | Time | Requested | Last Year | Difference +/- | | | |
| Florida Department of Health (FDOH) Dental Services | 3/16/2022 | 10:09 AM | 150,000.00 | 150,000.00 | 0.00 | 150,000.00 | 51,726.00 | 98,274.00 |
| The Neighborhood Center (TNC) Outreach-Access to Care | 3/24/2022 | 11:43 AM | 100,000.00 | 100,000.00 | 0.00 | 100,000.00 | 41,150.00 | 58,850.00 |
| The House Next Door (THND) Therapeutic Services | 3/28/2022 | 4:10 PM | 60,000.00 | 100,000.00 | -40,000.00 | 100,000.00 | 11,315.00 | 88,685.00 |
| SMA Baker Act | 3/30/2022 | 2:08 PM | 300,000.00 | 300,000.00 | 0.00 | 300,000.00 | 257,582.00 | 42,418.00 |
| SMA Psychiatric/Homeless Services | 3/30/2022 | 2:08 PM | 78,336.00 | 78,336.00 | 0.00 | 78,336.00 | 24,453.00 | 53,883.00 |
| SMA Residential Treatment Beds | 3/30/2022 | 2:08 PM | 550,000.00 | 550,000.00 | 0.00 | 550,000.00 | 212,922.00 | 337,078.00 |
| Community Legal Services of Mid-Florida (CLSMF) MLP Services | 3/31/2022 | 4:29 PM | 105,793.70 | 100,756.00 | 5,037.70 | 100,756.00 | 44,293.00 | 56,463.00 |
| Healthy Start Coalitin of Flagler & Volusia (HSCFV) Outreach | 4/1/2022 | 8:30 AM | 81,560.00 | 81,560.00 | 0.00 | 81,560.00 | 33,564.00 | 47,996.00 |
| HSCFV FSC | 4/1/2022 | 8:30 AM | 76,331.00 | 76,331.00 | 0.00 | 76,331.00 | 28,524.00 | 47,807.00 |
| HSCFV CHN | 4/1/2022 | 8:30 AM | 70,160.00 | 50,000.00 | 20,160.00 | 50,000.00 | 0.00 | 50,000.00 |
| Hispanic Health Initiative (HHI) | 4/1/2022 | 9:38 AM | 75,000.00 | 65,000.00 | 10,000.00 | 65,000.00 | 16,650.00 | 48,350.00 |
| Rising Against All Odds (RAAO) HIV/Aids/Outreach | 4/1/2022 | 10:35 AM | 145,140.00 | 116,925.00 | 28,215.00 | 116,925.00 | 71,650.00 | 45,275.00 |
| Sub-Total | | | 1,792,320.70 | 1,768,908.00 | 23,412.70 | 1,768,908.00 | 793,829.00 | 975,079.00 |

| Administrative Applications-Board of Commissioner Review | Date | | Amount | | | FYE 2022 Budget | YTD Actual 2022 | Difference +/- |
|--|-----------|----------|------------|------------|----------------|--------------------|--------------------|----------------|
| | Received | Time | Requested | Last Year | Difference +/- | | | |
| THND HealthCard Program | 3/28/2022 | 4:10 PM | 464,885.00 | 417,590.00 | 47,295.00 | 417,590.00 | 170,576.00 | 247,014.00 |
| RAAO Prescreening | 4/1/2022 | 10:35 AM | 81,452.00 | 52,800.00 | 28,652.00 | 52,800.00 | 20,352.00 | 32,448.00 |
| Healthy Communities Outreach | 4/1/2022 | 4:11 PM | 72,202.52 | 72,202.52 | 0.00 | 72,202.52 | 27,769.00 | 44,433.52 |
| Sub-Total | | | 618,539.52 | 542,592.52 | 75,947.00 | 542,592.52 | 218,697.00 | 323,895.52 |

| | | | | | | | | |
|-----------------|--|--|--------------|--------------|-----------|--------------|--------------|--------------|
| Combined Totals | | | 2,410,860.22 | 2,311,500.52 | 99,359.70 | 2,311,500.52 | 1,012,526.00 | 1,298,974.52 |
|-----------------|--|--|--------------|--------------|-----------|--------------|--------------|--------------|

WEST VOLUSIA HOSPITAL AUTHORITY
DeLand City Hall
120 S. Florida Avenue, DeLand, FL

TENTATIVELY SCHEDULED MEETINGS - 2022

Citizens Advisory Committee Meetings

Tuesdays at 5:15pm

Joint Meetings

Board of Commissioners Meetings

Thursdays at 5:00pm

January 4 - CAC Organizational/Orientation
*Jennifer Coen

January 20 - Organizational/Regular

February 1 - CAC Organizational/Orientation
*Judy Craig/Voloria Manning

February 17 (HSCFV)

March 1 – Applicant Workshop
*Donna Pepin

March 17
(TNC/FDOH)
(TPA to Attend)

**April 21 – 5 p.m. Joint meeting of WVHA Board and CAC – Preliminary Funding
Application Review**

May 3 - Discussion/Q&A Meeting
*Jennifer Coen

May 19 (SMA/RAAO)

May 10 – Ranking Discussion Meeting *Judy Craig

May 24 - Ranking Meeting *Roger Accardi

June 16 – 5:00 p.m. Joint meeting of WVHA Board and CAC–Funding Recommendations

July (CAC Hiatus)

July 21 (4:00 p.m.) Budget
Workshop Followed by Regular
(THND/Healthy Comm)
(TPA to Attend)

August (CAC Hiatus)

August 18 (HHI/CLSMF)

September (CAC Hiatus)

September 8 – Initial Budget Hearing

September 22 - Final Budget Hearing/Regular
Meeting

October (CAC Hiatus)

October 20

November (CAC Hiatus)

November 17

*WVHA Commissioner to attend CAC Meeting

Meetings to be held at DeLand City Hall Commission Chamber 120 S. Florida Avenue, DeLand FL

Meetings to be held at DeLand Police Department Community Room 219 W. Howry Avenue, DeLand FL

Meeting to be held at Sanborn Activity Center, 815 S. Alabama Avenue, DeLand, FL

Updated April 21, 2022



4900 US Highway 17 N. DeLeon Springs, FL 32130
PO Box 877
386-985-4877

West Volusia Hospital Authority brochure - 5000

Date: 3/1/2022
Quote Number: 22030103
Quantity: 5000
Trim size: 8.5 x 11 folded to 3.625 x 8.5
Number of pages: 2.00
Copy: Print Ready Compliant PDF
Proof: (1) set
Text Stock: 100 lb. text gloss
Cover Stock: na
Text Ink: Process 4/4 with bleed
Cover Ink: na
Special finish: na
Binding: Letter fold
Packaging: Shrink in hands, bulk in cartons

Pricing: 5000 copies \$0.2590 each or \$1,295.24

Material availability and pricing is subject to change at any time due to current market conditions.

All prices quoted are cash or check and may change at any time due to market conditions.

4% Convenience charge applies to credit card payment.

Corrections, sales tax, shipping, freight, and postage are additional.

Terms: 50% down, balance on completion

Standard production time for *book* projects is 30 working days after receipt of approved proofs.

Production times for commercial projects vary and can be same day service if requested in the rfq.

Accepted by: _____

Date: _____

Signature: _____



print • signs • solutions

1441 North Amelia Avenue • DeLand, Florida 32724
(386) 736-1353 • www.qualityquickprint.com

Default Estimate

No: **1377**

reprint: #-1

Date: 3/8/22

Customer No: 1093

Bill To:

WEST VOLUSIA HOSPITAL AUTHORITY
1006 N. WOODLAND BLVD.
DELAND FL 32720-2769
EILEEN O'REILLY LONG
Phone: 386-734-9441
Fax: 386-738-5351
E-Mail: elong@drtcpa.com

Ship To:

WEST VOLUSIA HOSPITAL AUTHORITY
1006 N. WOODLAND BLVD.
DELAND FL 32720-2769
EILEEN O'REILLY LONG
Phone: 386-734-9441
Fax: 386-738-5351
E-Mail: elong@drtcpa.com

| Quantity | Description | Amount |
|--|--|-----------|
| 5,000 | 8.5x11 Brochure - Color, Two-Sided, Tri-fold | \$ 685.00 |
| Sales Rep: Steve Taken by: Steve | | \$ 685.00 |
| | | \$ 0.00 |
| | | \$ 685.00 |
| 8.5x11 Brochure, Color, Two-Sided, Tri-fold | | |

Eileen Long

From: Darik J. Croft <dcroft@ebms.com>
Sent: Tuesday, April 12, 2022 9:28 AM
To: Rose Alberts; Eileen Long; Eileen O'Reilly Long
Cc: 'rcantlay@westvolusiahospitalauthority.org'
Subject: RE: WVHA Month End Board Report for March 2022
Attachments: WVHA_recommendation_additional_Services_FINAL.docx

Good morning Eileen,

I have attached EBMS final recommendation for additional services to be added to the Health Card Program as requested by the WVHA Board. Please include this with the April Board materials for the commissioners review. We look forward to their response. Let me know if you need anything further from EBMS/miCare at this point.

Thanks,

Darik Croft
Chief Operating Officer- miCare miRx



p: 800.777.3575 ext. 1152

c: 406-606-2749

e: dcroft@ebms.com

w: www.micareclinics.com

2075 Overland Avenue PO Box 21367 Billings, MT 59104



Notice: The information contained in this email transmission and any attachments may contain privileged and confidential information, and/or protected health information (PHI) intended solely for the use of the recipient(s) named above. If you are not the intended recipient, you are hereby notified that any review, dissemination, distribution, or duplication of this communication is strictly prohibited under applicable law. If you received this communication in error, please immediately contact the sender by telephone or email and permanently delete the email and destroy all copies of the original message and attachments.

From: Darik J. Croft
Sent: Monday, April 11, 2022 5:26 PM
To: Rose Alberts <ralberts@veracity-benefits.com>; Eileen Long <elong@drtcpa.com>; Eileen O'Reilly Long <elong@westvolusiahospitalauthority.org>
Cc: 'rcantlay@westvolusiahospitalauthority.org' <rcantlay@westvolusiahospitalauthority.org>
Subject: RE: WVHA Month End Board Report for March 2022

Good evening,

Please see the attached monthly operating report for March and Quarter 1 operating report for WVHA miCare clinic. Let me know if you need anything additional to be added to the board materials for the April board meeting.

Thanks,

EBMS team involved in developing this recommendation were team members from Plan Documents that is aligned with EBMS Legal and Compliance teams, Provider Contracting, and Patient Care services

Current Transition Services Allowed under WVHA Health Card Program: Brooks Center for Inpatient Rehabilitation

WVHA currently is contracted with Brooks Center for Inpatient Rehabilitation which is affiliated with Halifax Medical Center. These services are available for health card members who are transitioning from inpatient hospital care and need additional rehabilitation services to be discharged safely to home to continue rehabilitating and achieving the best possible health outcomes. Each case is reviewed by an intake coordinator to determine whether a patient would meet admission criteria based off medical acuity and ability to meet the rigorous rehabilitation schedule (Mon-Fri minimum 15 hours per week). The goals of the program are to partner with the patient and family to empower patients to achieve the highest level of recovery and participation in life.

Admission Criteria and Intake Process

- Physician order requesting patient be admitted to Brooks Center for Inpatient Rehabilitation
- Patient Intake completed and decision for admission is based off the admission criteria
 - Patients need to meet Medicare guidelines for an acute inpatient stay
 - Criteria for acute inpatient stay includes collaboration with Nursing, Therapy, and Patient medical needs
 - The patient needs to be receiving 2 forms of therapy to be considered for admission
 - They admit 13 different medical diagnosis as well as medical complexity (some of which are mentioned in the brochure)
 - There is a holistic evaluation completed to include medical needs, therapy needs, discharge plan, and followed up access to continued therapy needs
 - Part of the evaluation is ensuring the patient has a safe discharge to home

EBMS Recommendation for additional services for WVHA Health Card Program: Skilled Nursing Services

Based on various medical and social determinants of health, there are Health Card members who wouldn't qualify for Inpatient Rehabilitation services through Brooks Center for Inpatient Rehabilitation. But these individuals still need additional services to ensure a safe discharge to home and plan to continue with outpatient rehabilitation services. Currently the Health Card Program excludes Home Nursing Services. We recommend that continue because of the inability to manage medical necessity in contrast of ease of service for patient. However, EBMS does recommend amending the Health Card Program to include Skilled Nursing Services through other licensed and contracted facilities. Below you will find the definition as well as a proposed amendment to add facility-based Skilled Nursing Services to the current services offered under the WVHA Health Card Program.

Skilled Nursing Services (SNF) definition (per Medicare)

Skilled care is nursing and therapy care that can only be safely and effectively performed by, or under the supervision of, licensed professionals or technical personnel. It's health care given when you need skilled nursing or skilled therapy to treat, manage, and observe your condition, and evaluate your care.

Proposed Plan language for Skilled Nursing Facility

Skilled Nursing Facility Care. The room and board and nursing care furnished by a Skilled Nursing Facility will be payable if and when:

- (a) The patient is covered because of an authorized covered in patient stay at a WVHA contracted facility; and
- (b) The attending Physician certifies that the confinement is Medically Necessary; and
- (c) The attending Physician completes a treatment plan which includes a diagnosis, the proposed course of treatment and the projected date of discharge from the Skilled Nursing Facility
- (d) SNF services are authorized for 60 days per patient per plan year- **industry standard for this type of benefit**
- (e) **Ambulance Services are excluded with the exception for when a medically necessary transport occurs from an inpatient setting at a WVHA contracted facility to a contracted Skilled Nursing Facility.**

Proposed Contracted Rates and Cost per Skilled Nursing Stay

| Medicare Rate/day | Proposed contracted Rate@85% | Cost at 60 days/plan year |
|-------------------|------------------------------|---------------------------|
| \$ 350 | \$ 300 | \$ 18,000 |

Projected Cost based off 2-year Ave WVHA health plan performance

2020 and 2021 plan performance

| | |
|--|--------|
| EBMS BoB IP days/1000 | 172 |
| WVHA IP days/1000 | 533 |
| WVHA IP days/1000 difference EBMS BOB | 3.1 |
| EBMS BoB SNF days/1000 | 7 |
| % of EBMS BoB IP days resulting in SNF Admits | 4% |
| WVHA Projected SNF days / 1000 based off EBMS BoB performance including a 3.1 times multiplier based on WVHA's higher IP admissions (WVHA has 3.1 times higher admissions than EBMS BoB) | 42 |
| Projected contract @ 85% medicare | \$ 300 |

Total Projected additional health plan expenditure \$12,600

Definitions

BoB= Book of Business
IP= Inpatient
SNF= Skilled Nursing Facility

Based off the analysis, EBMS recommends that WHVA add \$25,000 to annual budget to cover the services. Health Card participants have more Inpatient admissions and due to the high prevalence of

Chronic Conditions we see a higher utilization of these services within the Health Card Program compared to EBMS BoB.

List of Skilled Nursing Facilities to contract with WVHA Health Card Program

EBMS would follow the same methodology in contracting with Hospitals and subspecialties when reaching out and contracting with Skilled Nursing Facilities. These are facilities who practice in West Volusia Taxing District. The below facilities were chosen because of their quality scores.

1. *Ridgecrest Health and Rehab Center*
1200 N Stone St
DeLand FL, 32720

2. *Villa Health and Rehab Center*
130 W Chipola Ave
DeLand, FL 32720

3. *Alliance Community Health Center*
130 W. Armstrong Ave
DeLand, FL 32720

Proposed Next Steps based off of WVHA Board Approval

- Create an addendum to the current WVHA plan document to include Skilled Nursing Services and limited ambulance transport as a covered medical service (Include the proposed plan language mentioned above)
- Provider Networking team to reach out to Skilled Nursing Services to contract with WVHA at a percentage of Medicare Rates

Florida Auditor General Operational Audit Beginning September 22, 2020 Cost Calculations

Administrative/Accounting Costs

| <u>Month</u> | <u>Costs</u> | <u>Running Total</u> | <u>Sub-Total</u> |
|--------------|--------------|----------------------|------------------|
| Sep-20 | \$595.00 | \$595.00 | |
| Oct-20 | \$1,993.75 | \$2,588.75 | |
| Nov-20 | \$915.00 | \$3,503.75 | |
| Dec-20 | \$233.75 | \$3,737.50 | |
| Feb-21 | \$595.00 | \$4,332.50 | |
| Mar-21 | \$736.25 | \$5,068.75 | |
| Apr-21 | \$563.75 | \$5,632.50 | |
| May-21 | \$233.75 | \$5,866.25 | |
| Jun-21 | \$2,696.25 | \$8,562.50 | |
| Jul-21 | \$637.50 | \$9,200.00 | |
| Aug-21 | \$1,147.50 | \$10,347.50 | |
| Sep-21 | \$573.75 | \$10,921.25 | |
| Oct-21 | \$807.50 | \$11,728.75 | |
| Nov-21 | \$297.50 | \$12,026.25 | |
| Dec-21 | \$276.25 | \$12,302.50 | |
| Jan-22 | \$233.75 | \$12,536.25 | |
| Mar-22 | \$148.75 | \$12,685.00 | |

Legal Costs

| | | | |
|--------|----------|------------|-------------|
| Mar-21 | 1,300.00 | 1,300.00 | |
| May-21 | 340.00 | \$1,640.00 | |
| Jul-21 | 160.00 | \$1,800.00 | |
| Aug-21 | 1,560.00 | \$3,360.00 | |
| Sep-21 | 225.00 | \$3,585.00 | |
| Oct-21 | 205.00 | \$3,790.00 | |
| | | \$3,790.00 | |
| | | \$3,790.00 | \$16,475.00 |

Maintaining Email Contact Lists

**PRELIMINARY
DRAFT**

- 1) Board Members
- 2) CAC Members
- 3) Funded agencies
- 4) NEW Applicants - this list typically includes those on the Funded Agencies list also

You will need to maintain the emails on these lists and add/remove emails as needed. Board members and CAC members get updated once a year in January, and occasionally will need to be updated based on new appointments or resignations throughout the year.

Scheduling CAC/Board Meeting “Tentatively Scheduled Meetings” Annually

By November, update annual meeting schedule for the next year and schedule rooms in advance.

CAC meets on Tuesdays at 5:15pm. No meetings from July – November, on Hiatus.

Board meets on Thursdays at 5:00pm

For City of Deland, schedule most meetings with Coco Montanez, Montaneza@deland.org, except for the two September initial and budget hearing meetings. These two meetings will be TBA.

Before the WVHA can schedule either the Initial Budget Hearing or the Final Budget Hearing, you will need to check with the County of Volusia and the Volusia County School Board as the WVHA cannot schedule these budget hearings on the same date as either of theirs. It is typically difficult to schedule the Final Budget hearing at the end of September. In March/April of the current year, start to schedule dates for the two budget hearings. Contact the Police Department Records Department to schedule the Final Budget Hearing, as this date typically conflicts with a meeting that the City of DeLand holds. The Initial budget hearing will be scheduled two weeks prior to the Final budget hearing and the City of DeLand Commission Chamber is usually available.

Creating CAC/Board Agenda for Current Month

There is not much deviation in the agenda from year to year. So the first step in creating an agenda for the current month is to Copy and Paste the agenda from same month of the prior year. For example, for a January meeting in 2023, start by copying and pasting the January 2022 agenda. Next step is to update dates, add any items that were added to the agenda item from the prior month's meeting/minutes and remove any old items from the prior year agenda that was a one-time discussion item. Advance work will need to be done to schedule with the upcoming speakers in advance.

Distribution of Transcribed CAC/Board Meeting Minutes

Once minutes have been transcribed, typically one week following the CAC/Board meeting, email the draft minutes to the CAC email list or Board email list, accordingly. On this email, note that any changes to the minutes, should be brought to your attention immediately but no later than two Mondays prior to the next scheduled monthly meeting. This allows the Board/CAC members several weeks to review the minutes for accuracy prior to having to vote on them.

Distributing Documents in Preparation for CAC Meeting

One week out from the Tuesday's scheduled CAC meeting, the meeting packet is scanned to include the agenda, minutes from last meetings that need to be approved by the CAC and any other document needed for this upcoming meeting. Again, refer back to the meeting packet that was created one year prior to ensure all records are included. The scanned meeting packet is then emailed to the following contact lists: CAC, Funded Agencies and New Applicants and the board member designated to attend this CAC meeting. Most agencies will receive this email two times as they may be on both the Funded Agencies & New Applicants contact list.

**PRELIMINARY
DRAFT**

**West Volusia Hospital Authority
Financial Statements
March 31, 2022**



Dreggors, Rigsby & Teal, P.A.

Advisors for Life

Certified Public Accountant | Registered Investment Advisor

1006 N. Woodland Boulevard ■ DeLand, FL 32720

(386) 734-9441 ■ www.drtcpa.com

Ronald J. Cantlay, CPA/CFP®

James H. Dreggors, CPA

Victoria A. Kizma, CPA

Robin C. Lennon, CPA

John A. Powers, CPA

Ann J. Rigsby, CPA/PFS/CFP®

Melissa J. Trickey, CPA

To the Board of Commissioners
West Volusia Hospital Authority
P. O. Box 940
DeLand, FL 32720-0940

Management is responsible for the accompanying balance sheet (modified cash basis) of West Volusia Hospital Authority, as of March 31, 2022 and the related statement of revenues and expenditures - budget and actual (modified cash basis) for the month then ended and year-to-date, in accordance with accounting principles generally accepted in the United States of America. We have performed a compilation engagement in accordance with Statements on Standards for Accounting and Review Services promulgated by the Accounting and Review Services Committee of the AICPA. We did not audit or review the financial statements nor were we required to perform any procedures to verify the accuracy or completeness of the information provided by management. Accordingly, we do not express an opinion, a conclusion, nor provide any form of assurance on these financial statements.

The accompanying supplemental information contained in Schedule I is presented for purposes of additional analysis and is not a required part of the basic financial statements. This information is the representation of management. The information was subject to our compilation engagement; however, we have not audited or reviewed the supplementary information and, accordingly, do not express an opinion, a conclusion, nor provide any assurance on such supplementary information.

Management has elected to omit substantially all of the disclosures required by accounting principles generally accepted in the United States of America. If the omitted disclosures were included in the financial statements, they might influence the user's conclusions about the Authority's financial position, results of operations, and cash flows. Accordingly, the financial statements are not designed for those who are not informed about such matters.

We are not independent with respect to West Volusia Hospital Authority.

Dreggors, Rigsby & Teal, P.A.

Dreggors, Rigsby & Teal, P.A.
Certified Public Accountants
DeLand, FL

April 06, 2022

MEMBERS

American Institute of
Certified Public Accountants

the *CPA Alliance* network

Florida Institute of
Certified Public Accountants

West Volusia Hospital Authority

Balance Sheet

Modified Cash Basis

March 31, 2022

Assets

Current Assets

| | | |
|--------------------------------------|----|----------------------|
| Petty Cash | \$ | 100.00 |
| Ameris Bank - Oper | | 1,593,760.55 |
| Ameris Bank - MM | | 6,375,784.57 |
| Intracoastal Bank - Money Market | | 310,971.05 |
| Intracoastal Bank - Operating | | 170,073.17 |
| Mainstreet Community Bank (MCB) - MM | | 1,706,857.21 |
| MCB Escrow Account | | 200,000.00 |
| Surety Bank - MM | | 9,982,205.49 |
| Taxes Receivable | | 102,298.00 |
| CDARS - 1 Year | | 7,502,848.76 |
| Total Current Assets | | 27,944,898.80 |

Fixed Assets

| | | |
|-------------------------------|--|---------------------|
| Land | | 145,000.00 |
| Buildings | | 422,024.71 |
| Building Improvements | | 362,091.33 |
| Equipment | | 53,974.56 |
| Leasehold Improvements | | 23,232.63 |
| Total Fixed Assets | | 1,006,323.23 |
| Less Accum. Depreciation | | (452,150.56) |
| Total Net Fixed Assets | | 554,172.67 |

Other Assets

| | | |
|---------------------------|--|----------------------|
| CDARS - 2 Year | | 1,001,485.50 |
| CDARS - 3Year | | 501,140.45 |
| Deposits | | 2,000.00 |
| Total Other Assets | | 1,504,625.95 |
| Total Assets | | 30,003,697.42 |

Liabilities and Net Assets

Current Liabilities

| | | |
|----------------------------------|--|------------------|
| Deferred Revenue | | 91,293.00 |
| Total Current Liabilities | | 91,293.00 |

Net Assets

| | | |
|-----------------------------|--|---------------|
| Unassigned Fund Balance | | 18,411,796.85 |
| Restricted Fund Balance | | 208,000.00 |
| Assigned Fund Balance | | 1,177,700.00 |
| Nonspendable Fund Balance | | 554,172.67 |
| Net Income Excess (Deficit) | | 9,560,734.90 |

West Volusia Hospital Authority

Balance Sheet

Modified Cash Basis

March 31, 2022

| | |
|---|--------------------------------|
| Total Net Assets | <u>29,912,404.42</u> |
| Total Liabilities and Net Assets | <u>\$ 30,003,697.42</u> |

West Volusia Hospital Authority
Statement of Revenue and Expenditures
Modified Cash Basis
Budget and Actual
For the 1 Month and 6 Months Ended March 31, 2022

| | <u>Annual Budget</u> | <u>Current Period Actual</u> | <u>Year To Date Actual</u> | <u>Budget Balance</u> |
|---|----------------------|----------------------------------|--------------------------------|-----------------------|
| Revenue | | | | |
| Ad Valorem Taxes | 17,400,000 | 109,878 | 16,076,028 | 1,323,972 |
| Investment Income | 45,000 | 2,567 | 12,388 | 32,612 |
| Other Income | 0 | 769 | 80,708 | (80,708) |
| Use of Prior Year Reserves | <u>1,177,700</u> | <u>0</u> | <u>0</u> | <u>1,177,700</u> |
| Total Revenue | <u>18,622,700</u> | <u>113,214</u> | <u>16,169,124</u> | <u>2,453,576</u> |
| Healthcare Expenditures | | | | |
| Hospital Services | 3,000,000 | 590,018 | 1,931,110 | 1,068,890 |
| Emergency Room Care | 1,000,000 | 9,657 | 37,596 | 962,404 |
| Primary Care | 2,500,000 | 343,377 | 1,021,311 | 1,478,689 |
| Pharmacy | 900,000 | 102,912 | 236,269 | 663,731 |
| Specialty Care | 3,000,000 | 337,889 | 1,350,060 | 1,649,940 |
| County Medicaid Reimbursement | 2,359,000 | 0 | 0 | 2,359,000 |
| The House Next Door | 100,000 | 2,838 | 11,315 | 88,685 |
| The Neighborhood Center | 150,000 | 8,825 | 47,988 | 102,012 |
| Rising Against All Odds | 116,925 | 17,275 | 71,650 | 45,275 |
| Community Legal Services | 100,756 | 7,243 | 44,293 | 56,463 |
| Hispanic Health Initiatives | 65,000 | 2,800 | 16,650 | 48,350 |
| Florida Dept of Health Dental Svcs | 150,000 | 14,543 | 51,726 | 98,274 |
| Stewart Marchman - ACT | 928,336 | 308,587 | 494,957 | 433,379 |
| New Hope Human Svcs Homeless Cert | 50,000 | 0 | 0 | 50,000 |
| Health Start Coalition of Flagler & Volusia | 207,891 | 13,505 | 62,087 | 145,804 |
| H C R A | 800,000 | 1,756 | 47,547 | 752,453 |
| Other Healthcare Costs | <u>650,000</u> | <u>0</u> | <u>0</u> | <u>650,000</u> |
| Total Healthcare Expenditures | <u>16,077,908</u> | <u>1,761,225</u> | <u>5,424,559</u> | <u>10,653,349</u> |
| Other Expenditures | | | | |
| Advertising | 7,000 | 4,048 | 5,380 | 1,620 |
| Annual Independent Audit | 17,000 | 0 | 17,000 | 0 |
| Building & Office Costs | 100,000 | 436 | 27,624 | 72,376 |
| General Accounting | 68,100 | 4,940 | 26,639 | 41,461 |
| General Administrative | 65,100 | 5,865 | 20,035 | 45,065 |
| Legal Counsel | 80,000 | 15,368 | 54,182 | 25,818 |
| City of DeLand Tax Increment District | 90,000 | 0 | 87,162 | 2,838 |
| Tax Collector & Appraiser Fee | 630,000 | 2,198 | 453,870 | 176,130 |
| Outside Legal Consulting | 0 | 6,000 | 69,000 | (69,000) |
| TPA Services | 620,000 | 56,309 | 199,327 | 420,673 |
| Healthy Communities | 72,202 | 5,369 | 27,769 | 44,433 |
| Application Screening | | | | |
| Application Screening - THND | 417,590 | 34,649 | 170,576 | 247,014 |
| Application Screening - RAAO | 52,800 | 4,032 | 20,352 | 32,448 |
| Workers Compensation Claims | 25,000 | 0 | 0 | 25,000 |
| Other Operating Expenditures | <u>300,000</u> | <u>2,689</u> | <u>4,916</u> | <u>295,084</u> |
| Total Other Expenditures | <u>2,544,792</u> | <u>141,903</u> | <u>1,183,832</u> | <u>2,544,792</u> |
| Total Expenditures | <u>18,622,700</u> | <u>1,903,128</u> | <u>6,608,391</u> | <u>12,014,309</u> |
| Excess (Deficit) | <u>0</u> | <u>(1,789,914)</u> | <u>9,560,733</u> | <u>(9,560,733)</u> |

See Accountants' Compilation Report

West Volusia Hospital Authority
Schedule I - Healthcare Expenditures
Modified Cash Basis
Budget and Actual
For the 1 Month and 6 Months Ended March 31, 2022

| | Annual Budget | Current Period Actual | Year To Date Actual | Budget Balance |
|---|-------------------|--------------------------|------------------------|-------------------|
| Healthcare Expenditures | | | | |
| AdventHealth | 1,500,000 | 269,385 | 727,245 | 772,755 |
| Halifax Hospital | 1,500,000 | 320,633 | 1,203,865 | 296,135 |
| Emergency Room Care | 1,000,000 | 9,657 | 37,596 | 962,404 |
| Primary Care | 2,500,000 | 343,377 | 1,021,311 | 1,478,689 |
| Pharmacy | 900,000 | 102,912 | 236,269 | 663,731 |
| Specialty Care | 3,000,000 | 337,889 | 1,350,060 | 1,649,940 |
| County Medicaid Reimbursement | 2,359,000 | 0 | 0 | 2,359,000 |
| Florida Dept of Health Dental Svcs | 150,000 | 14,543 | 51,726 | 98,274 |
| Good Samaritan | | | | |
| The House Next Door | 100,000 | 2,838 | 11,315 | 88,685 |
| The Neighborhood Center | 100,000 | 8,825 | 41,150 | 58,850 |
| TNC Healthcare Navigation Program | 50,000 | 0 | 6,838 | 43,162 |
| Rising Against All Odds | 116,925 | 17,275 | 71,650 | 45,275 |
| Community Legal Services | 100,756 | 7,243 | 44,293 | 56,463 |
| Hispanic Health Initiatives | 65,000 | 2,800 | 16,650 | 48,350 |
| Stewart Marchman - ACT | | | | |
| SMA - Homeless Program | 78,336 | 7,496 | 24,453 | 53,883 |
| SMA - Residential Treatment | 550,000 | 43,509 | 212,922 | 337,078 |
| SMA - Baker Act - Match | 300,000 | 257,582 | 257,582 | 42,418 |
| New Hope Human Svcs Homeless Cert | 50,000 | 0 | 0 | 50,000 |
| Health Start Coalition of Flagler & Volusia | | | | |
| HSCFV - Community Health Nurse | 50,000 | 0 | 0 | 50,000 |
| HSCFV - Outreach | 81,560 | 6,274 | 33,564 | 47,996 |
| HSCFV - Fam Services | 76,331 | 7,231 | 28,524 | 47,807 |
| HCRA | | | | |
| H C R A - In County | 400,000 | 1,756 | 26,500 | 373,500 |
| H C R A - Outside County | 400,000 | 0 | 21,047 | 378,953 |
| Other Healthcare Costs | 650,000 | 0 | 0 | 650,000 |
| Total Healthcare Expenditures | 16,077,908 | 1,761,225 | 5,424,560 | 10,653,348 |

West Volusia Hospital Authority
Schedule II - Statement of Revenue and Expenditures
Modified Cash Basis
For the 1 Month and 6 Months Ended March 31, 2022 and March 31, 2021

| | 1 Month Ended March 31, 2022 | 1 Month Ended March 31, 2021 | 6 Months Ended March 31, 2022 | 6 Months Ended March 31, 2021 |
|---|---------------------------------|---------------------------------|----------------------------------|----------------------------------|
| Revenue | | | | |
| Ad Valorem Taxes | 109,878 | 244,289 | 16,076,028 | 15,662,465 |
| Investment Income | 2,567 | 4,094 | 12,388 | 29,580 |
| Other Income | 769 | 17,629 | 80,708 | 42,643 |
| Total Revenue | <u>113,214</u> | <u>266,012</u> | <u>16,169,124</u> | <u>15,734,688</u> |
| Healthcare Expenditures | | | | |
| Hospital Services | 590,018 | 210,450 | 1,931,110 | 467,401 |
| Emergency Room Care | 9,657 | 0 | 37,596 | 0 |
| Primary Care | 343,377 | 472,133 | 1,021,311 | 1,904,169 |
| Pharmacy | 102,912 | 0 | 236,269 | 0 |
| Specialty Care | 337,889 | 423,507 | 1,350,060 | 1,299,207 |
| County Medicaid Reimbursement | 0 | 418,705 | 0 | 1,256,115 |
| The House Next Door | 2,838 | 1,877 | 11,315 | 9,603 |
| The Neighborhood Center | 8,825 | 11,750 | 47,988 | 61,255 |
| Rising Against All Odds | 17,275 | 18,075 | 71,650 | 113,450 |
| Community Legal Services | 7,243 | 2,805 | 44,293 | 18,592 |
| Hispanic Health Initiatives | 2,800 | 0 | 16,650 | 0 |
| Florida Dept of Health Dental Svcs | 14,543 | 17,414 | 51,726 | 74,288 |
| Stewart Marchman - ACT | 308,587 | 68,340 | 494,957 | 505,867 |
| New Hope Human Svcs Homeless Cert | 0 | 0 | 0 | 0 |
| Health Start Coalition of Flagler & Volusia | 13,505 | 10,546 | 62,087 | 51,979 |
| H C R A | 1,756 | 5,118 | 47,547 | 11,458 |
| Other Healthcare Costs | 0 | 0 | 0 | 71,868 |
| Total Healthcare Expenditures | <u>1,761,225</u> | <u>1,660,720</u> | <u>5,424,559</u> | <u>5,845,252</u> |
| Other Expenditures | | | | |
| Advertising | 4,048 | 340 | 5,380 | 1,642 |
| Annual Independent Audit | 0 | 0 | 17,000 | 16,700 |
| Building & Office Costs | 436 | 579 | 27,624 | 7,907 |
| General Accounting | 4,940 | 2,987 | 26,639 | 23,625 |
| General Administrative | 5,865 | 6,195 | 20,035 | 22,565 |
| Legal Counsel | 15,368 | 6,460 | 54,182 | 27,520 |
| City of DeLand Tax Increment District | 0 | 0 | 87,162 | 90,172 |
| Tax Collector & Appraiser Fee | 2,198 | 78,228 | 453,870 | 460,588 |
| Outside Legal Consulting | 6,000 | 0 | 69,000 | 0 |
| TPA Services | 56,309 | 93,676 | 199,327 | 318,179 |
| Healthy Communities | 5,369 | 5,372 | 27,769 | 27,911 |
| Application Screening | | | | |
| Application Screening - THND | 34,649 | 32,880 | 170,576 | 164,218 |
| Application Screening - RAAO | 4,032 | 3,264 | 20,352 | 15,936 |
| Application Screening - SMA | 0 | 0 | 0 | 0 |
| Workers Compensation Claims | 0 | 0 | 0 | 0 |
| Other Operating Expenditures | 2,689 | 1,488 | 4,916 | 5,978 |
| Total Other Expenditures | <u>141,903</u> | <u>231,469</u> | <u>1,183,832</u> | <u>1,182,941</u> |

See Accountants' Compilation Report

West Volusia Hospital Authority
Schedule II - Statement of Revenue and Expenditures
Modified Cash Basis
For the 1 Month and 6 Months Ended March 31, 2022 and March 31, 2021

| | 1 Month Ended March 31, 2022 | 1 Month Ended March 31, 2021 | 6 Months Ended March 31, 2022 | 6 Months Ended March 31, 2021 |
|---------------------------|---------------------------------|---------------------------------|----------------------------------|----------------------------------|
| Total Expenditures | <u>1,903,128</u> | <u>1,892,189</u> | <u>6,608,391</u> | <u>7,028,193</u> |
| Excess (Deficit) | <u><u>(1,789,914)</u></u> | <u><u>(1,626,177)</u></u> | <u><u>9,560,733</u></u> | <u><u>8,706,495</u></u> |

LEGAL UPDATE MEMORANDUM

TO: WVHA Board of Commissioners

DATE: April 12, 2022

FROM: Theodore W. Small, Jr.

RE: West Volusia Hospital Authority – Update for April 21, 2022 Regular Meeting

Summarized below are updates on active legal matters/issues for which some new information has become available since my last legal update. This Memorandum will not reflect updates on matters resolved by a final vote of the Board and thereby already summarized in the November 18, 2021 Regular Meeting Minutes.

- I. New Methodology for Calculating the Medicaid Contribution Required from Counties and/or Hospital Districts Who “Benefit” from the Medicaid Program—SB 1520/HB 5301 (2013 Florida Legislature) [*See new info. in italics and bold*] [*See new info. in italics and bold*] Refer back to Legal Update Memorandum dated 10/12/21 for additional background details.]

In 2012 the Florida Legislature passed HB-5301 which required counties and/or hospital districts who “benefit” from the Medicaid program to catch up on disputed Medicaid bills dating back to 2001. After much research, discussion and legal and political wrangling, WVHA ultimately resolved to continue its longstanding commitment to reimburse the County of Volusia (the “County”) for the County’s required contribution to the State of Florida Medicaid Program for hospital bill payments on behalf of indigent residents of the West Volusia Tax District. For both the unpaid Medicaid bills dating back to 2001 and future Medicaid bills, the County and WVHA agreed to set aside their disagreement about whether WVHA actually “benefits” from the Medicaid program as do the other hospital districts (Halifax and Southeast Volusia) which receive direct Medicaid payments for services rendered at hospitals which they own and operate. Instead, the ultimate resolution to this dispute was WVHA’s agreement to continue reimbursing the County for a portion of its required contribution to the Medicaid Program as long as the County certified that it had verified that hospital bills apportioned to WVHA concerned healthcare services for persons who were indigent residents of the West Volusia Tax District at the time of service. This agreed-upon Medicaid billing procedure was fully implemented and was the basis for the Board’s approval of all Medicaid payments from 2012-13 through 2020-21 fiscal years.

For the past several years, counsel has agreed with DRT that WVHA should agree with Halifax and Southeast to continue the same contribution percentages for Medicaid Match payments as were jointly agreed for the 2015-16 through 2016-21 transitional years. However, counsel has repeatedly cautioned that the Board review the above summarized background to what was agreed only as a temporary fix and give due consideration that the transitional phase in period will end with State Fiscal Year 2019-20. At that time, all unresolved legal issues will

likely need to be resolved between WVHA, the County and all interested parties. If a jointly agreed upon new methodology for a fair and equitable division of Medicaid costs cannot be agreed, WVHA may need to obtain a definitive ruling on whether WVHA actually “benefits” from the Medicaid program to allow the County to allocate it any portion of the Medicaid costs; whether WVHA can legally reimburse for Lake County non-residents who have a West Volusia zip code in spite of the restriction in its Enabling Legislation to only funds costs for “residents” of the Tax District; as well as whether the County is dealing with WVHA fairly in dividing percentages between hospital and nursing home stays by Medicaid enrollees.

• • • •

At its September 23rd 2021 Board Meeting, the Board unanimously adopted Motion 108-2021: Subject to further negotiations and hoped for development of alternatives that WVHA’s Accountant and Attorney would recommend that the WVHA Board accept, the WVHA Board hereby notes its objection to what it understands is County staff’s proposal (dated 9/22/2021) to change the longstanding methodology for the County’s division of Medicaid Match costs between hospital districts such that Halifax would pay approximately a half million dollars less, WVHA would pay a half million dollars more and SEVD would pay approximately \$40,000 more than they would pursuant to the longstanding and mutually agreed methodology for splitting the County’s Medicaid Match costs. (The County’s own share to cover nursing home costs remains unchanged in the latest proposal.) Preliminarily and subject to further research, WVHA objects to any division by the County Council that does not give a reasonable and ordinary interpretation to the qualification in Chapter 409.915(5) which only authorizes the County Council to divide its Medicaid Match responsibilities to hospital districts “which benefit from the Medicaid Program.” Until 2020 when WVHA’s hospital sale agreement with Advent Health terminated, it was arguable that at least the WVHA indirectly obtained some benefit from the Medicaid Program. But currently WVHA does not have any such basis for the County Council determining that it “benefits from the Medicaid Program.” Therefore, any division of the Medicaid Match responsibilities should now fall solely upon the other hospital districts that own and operate hospitals and thereby clearly do benefit from the Medicaid Program through the receipt of millions of dollars in direct payments to reimburse care for patients who are both residents and non-residents of the County of Volusia.

Accordingly, the Board authorizes the Attorney to take all reasonable and necessary steps to obtain outside counsel and legislative expertise to defend WVHA should the County staff recommend, and the County Council adopt this objectionable division of Medicaid Match costs, including subcontracting with outside counsel and experts to handle immediate matters pending the Board’s ability to interview and retain counsel at a future Regular or Special Meeting.

At its October 21, 2021 Board Meeting, the Board unanimously approved an engagement letter with Phelps Dunbar LLP for that law firm to represent it concerning Motion 108-2021, specifically authorizing it as follows:

Unless directed otherwise by the Board or the WVHA Attorney, the Authority's engagement of Phelps Dunbar will authorize us to take all appropriate actions to further the Authority's interests in this matter as set forth in Motion 108-2021 and any subsequent Board motions or directives.

At its November 18, 2021 Board Meeting, the Board unanimously approved an engagement letter with Heffley & Associates to perform public affairs monitoring and lobbying on behalf of matters affecting its interest in Florida state government, including assisting in the implementation of Motion 108-2021.

Both Phelps Dunbar and Heffley & Associates are responsible for keeping the Board informed concerning their work on behalf of WVHA. Feel free to contact them directly or me with any specific questions. Counsel will continue monitoring and supervising the performance of both Phelps Dunbar and Heffley & Associates and notify the Board if either of them identifies a need for Board policy decisions beyond the directions set forth plainly in Motion 108-2021 and within their respective retainer agreements.

II. WVHA as Plaintiff in Federal Multidistrict Litigation for National Prescription Opiate Litigation, James Vickaryous, Managing Partner of Vickaryous Law Firm.
[See new info. in italics and bold]

Counsel talked preliminarily with Jim Vickaryous, the Managing Partner of the Vickaryous Law Firm about WVHA retaining his law firm to represent WVHA on a contingency basis and file a lawsuit on behalf of WVHA in the federal multidistrict litigation for national prescription opiate litigation. Attorney Vickaryous plans to present a formal proposal to explain the details, but in a nutshell the proposed representation would offer WVHA a seat at the table among many other governmental and private entities around the nation that are suing pharmaceutical companies. These lawsuits are seeking to recover damages related to the substantial health care and prescription costs that have been paid to treat residents who became addicted to opioids. As of this writing, counsel has not yet received a draft of the proposed retainer agreement or the presentation materials. Attorney Vickaryous has indicated in an introductory call that if desired, WVHA would become one of several Florida based local government clients which his firm would represent. The contingency basis of the representation would provide that the Vickaryous Law Firm would be paid 20% of any net recovery after costs and WVHA would keep the remaining 80%. Attorney Vickaryous believes that it would be important to get WVHA's lawsuit on file as soon as practicable before settlement talks begin and conclude concerning a Tier 1 lawsuit that is scheduled for trial in Ohio during October, 2019. Attorney Vickaryous believes that the defendants in that lawsuit may want to negotiate a global settlement of all pending lawsuits and it would be advantageous for WVHA to have a seat at that table, particularly in light of the substantial annual budget expenses being paid to SMA and for prescriptions that are directly related to the opioid epidemic. Counsel expects to receive and review the details prior to the March meeting and have a recommendation as to the form of the retainer agreement at that time. As an overall matter, the proposal sounds like a potential opportunity for WVHA to recoup substantial taxpayer dollars, but it may take some time before any recovery is obtained. Following the Board's authorization of Chair Craig to sign the proposed contingency

agreement subject to a clarification that the net of any recovery to WVHA only be reduced to reimburse "reasonable" attorney's fees, Chair Craig has executed the revised agreement and it is being circulated for signatures by all the retained co-counsel. As previously emailed, WVHA's complaint in the national opioid litigation was initially filed in federal court in the Middle District of Florida on September 10, 2019. On September 26, 2019, that case was transferred to the Northern District of Ohio where it has been consolidated with the thousands of other pending cases in that multidistrict opioid litigation.

As you recall from his last in-person attendance at the October 2021 Board meeting, WVHA's primary liaison to class representatives in the ongoing multidistrict opioid litigation is Attorney Eric Romano. In a status letter dated 3/24/2022 from Attorney Romano to WVHA (forwarded to Board members in a 3/29/2022 email), he explains that a conflict has arisen which prevents his law firm from continuing to represent WVHA and its hospital district clients without being in conflict with their also continuing to represent cities and counties. Attorney Romano and his law group desire to continue representation of the counties and cities, which makes financial sense because they are likely to obtain a recovery from those entities under the current terms of the negotiated settlements.

In that letter, Attorney Romano sets forth four (4) options for WVHA, including an option to dismiss its complaint entirely and forego any opportunity to benefit from current or future settlements of these cases or allow new class action counsel to take over this representation and remain involved in the overall litigation.

In considering the option to transfer WVHA's case to new class counsel, consider that WVHA can reconfigure its legal team and pursue a more aggressive posture (along with Halifax) vis-a-vis the State and County, but right now it appears that Halifax and other districts that actually operate hospitals are more likely to receive actual money from this new approach than WVHA which doesn't own a hospital. Recall that settlements have already been provisionally reached between class counsel and some defendants including, Purdue and Mallinckrodt PLC. But, based on counsel's understanding of how these settlement negotiations have been concluded thus far, essentially all of the settlement proceeds are being directed towards states, counties and cities to decide in their discretion how to distribute the settlement proceeds for funding opioid addiction prevention and treatment programming. As Attorney Romano explains in his letter, the State of Florida and County of Volusia have not been returning his repeated calls, emails and letters to engage them in any discussion about directing a portion of the proceeds that they would receive to hospitals or hospital districts. It is impossible to know for sure, but counsel doesn't see much chance that any direct settlement funds will drip down to hospital districts even with new class counsel that is representing only hospitals and hospital districts.

Ultimately, this is a business decision for the Board to decide, but the likelihood of recovery seems much lower than it did in 2019 when WVHA could reasonably hope that hospital districts would be treated the same as any other claimant in the settlement process. On the other hand, going forward will likely require both legal and

administrative support into help any new counsel prove that WVHA is entitled to recover damages based upon the millions in funding it provided to SMA and the hospitals for opioid addiction related services. With other more pressing litigation and administrative matters pending, holding open this possibility for a recovery should be carefully weighed against the need to concentrate limited resources on these other pending matters.

III. Potential Summary Benefits Plan and Provider Changes Re: Availability of Facility-Based Skilled Nursing Care After Already Covered Services

This Discussion Agenda item follows up on months of research and investigation to determine whether there is a gap in the continuum of care that is available to members who receive covered inpatient health care such as surgery and then thereafter their hospital doctors determine that they require additional skilled nursing care before they are safe to return home. The gap was identified because of concerns raised by one Health Card member who was not admitted to Brooks Center for Inpatient Rehabilitation even after a Halifax hospital doctor determined that skilled nursing care was recommended prior to this patient's release back home. The particulars of that case have since been well researched by MiCare clinicians and staff and resolved through some interventions that member was willing to accept and without others that member refused. For the sake of other members who might experience similar needs in the future, EBMS/Veracity was asked in February to do research on industry standards, costs and budget implications of amending the listing of benefits available under the Health Card Program and make a recommendation for closing any gaps in care that could be reasonably managed and budgeted. Yesterday counsel reviewed an early draft of the proposed recommendation, suggested several clarifications and would recommend approval of the final version as to its form. Practically, the amendment can be styled simply as an amendment to the overall Program and it doesn't have to be styled as an addendum which is more appropriate for ERISA-qualified plans, which the WVHA's Health Card Program is not such a plan.

IV. General Compliance with the Sunshine Law [*See new info. in italics and bold*]

The Government in the Sunshine Law, section 286.011, Florida Statutes, provides in pertinent part:

'All meetings of any board or commission . . . of any agency or authority of any county, municipal corporation, or political subdivision . . . at which official acts are to be taken are declared to be public meetings open to the public at all times, and no resolution, rule, or formal action shall be considered binding except as taken or made at such meeting.'

It is impossible to summarize all relevant points of the Sunshine Law, but please note that courts uniformly interpret this provision as prohibiting two or more members of the same board or commission from talking about or discussing any matter on which foreseeable action will be taken by the public board or commission. (If your conversation with another board member concerns personal or business matters unrelated to the Authority, the Sunshine Law does not apply)

Please note that the Sunshine Law DOES apply to “off-the record” chats during meetings or during breaks, written correspondence, telephone conversations and e-mails exchanges between two or more board members if such communication concerns matters likely to come before the Board; provided however, it is permissible for one board member to send correspondence to the rest of the board outside of a public meeting as long as this correspondence does not result in replies or other back and forth exchanges until a public meeting is convened for such discussion and also the correspondence is made available to interested members of the public.

The Sunshine Law also prohibits nonmembers (staff, lawyers, accountants, and members of the public) from serving as liaisons between Board members concerning matters likely to come before the Board.

With the increased use of social media accounts, including Facebook and other community and political blogs, Board members should be mindful of the following Florida Attorney General guidance before posting on Facebook, or other blogs an opinion or viewpoint on matters likely to come before the Board. In AG Opinion 08-07, the Florida Attorney General concluded that the use of a website blog or message board to solicit comment from other members of the board or commission by their response on matters that would come before the board would trigger the requirements of the Sunshine Law. As stated therein:

"While there is no statutory prohibition against a city council member posting comments on a privately maintained electronic bulletin board or blog, members of the board or commission must not engage in an exchange or discussion of matters that foreseeably will come before the board or commission for official action. The use of such an electronic means of posting one's comments and the inherent availability of other participants or contributors to act as liaisons would create an environment that could easily become a forum for members of a board or commission to discuss official issues which should most appropriately be conducted at a public meeting in compliance with the Government in the Sunshine Law. It would be incumbent upon the commission members to avoid any action that could be construed as an attempt to evade the requirements of the law."