

West Volusia Hospital Authority
BOARD OF COMMISSIONERS REGULAR MEETING
November 18, 2021 5:00 p.m.
DeLand City Hall
120 S. Florida Avenue,
DELAND, FL
AGENDA

1. Call to Order
2. Opening Observance followed by a moment of silence
3. Approval of Proposed Agenda
4. Consent Agenda
 - A. Regular Meeting Minutes October 21, 2021 (Errata Sheet attached)
5. Citizens Comments
6. Reporting Agenda
 - A. EBMS October Report – Written Submission
 - B. WVHA miCare Clinics DeLand/Deltona October Report – Written Submission
 - C. The House Next Door (THND) October HealthCard Report
7. Discussion Items
 - A. CAC Applicants (Applications attached)
 1. Asal Johnson & Taylor Hibel – Commissioner Pepin
 2. Ella Ran – Commissioner Craig
 3. Willie T. Stephen's - Commissioner Coen
 - B. West Plymouth Avenue – Professional Center Update – email Tyler Spore dated 10/25/2021 (attached)
 - C. WVHA Banking Options
 - D. WVHA Tentatively Scheduled Meetings 2022
 - E. WVHA Commissioner Tentative Schedule for Check Signing 2022
 - F. Coordination of Public Speaking by Commissioners – Chair Manning
 - G. Follow Up Items
 1. West Plymouth Avenue WVHA miCare Clinic Fascia Repair-Woodwork Update (See WVHA miCare Clinics DeLand/Deltona October Report)
 2. West Plymouth Avenue WVHA miCare Clinic Overhang/Amazon Driver Damage Repair Update (See WVHA miCare Clinics DeLand/Deltona October Report)
 3. County Medicaid Split-Update (Phelps Dunbar LLC Letter Dated November 8, 2021 attached)
 4. Response Costs to FL Auditor General's Operational Audit (Spreadsheet attached)
 5. The Neighborhood Center (TNC) Site Visit Response-Spreadsheet attached
8. Finance Report
 - A. October Financials
9. Legal Update
10. Adjournment

Errata Sheet Changes WVHA October 21, 2021

Page 3, 1st paragraph correct typo in name of new agency from “New Home” to correctly reflect “New Hope Human Services”

WEST VOLUSIA HOSPITAL AUTHORITY
Board of Commissioners Regular Meeting
October 21, 2021
DeLand City Hall
120 S. Florida Avenue
DeLand, Florida
5:00 p.m.

Those in Attendance:

Commissioner Voloria Manning
Commissioner Jennifer Coen
Commissioner Roger Accardi

New Commissioner:

Commissioner Donna Pepin

Absent:

Commissioner Judy Craig

Others Present:

Attorney for the Authority: Ted Small, Law Office of Theodore W. Small, P.A.
Accountant for the Authority: Ron Cantlay, Dreggors, Rigsby & Teal (DRT)
Administrative Support: Eileen Long, DRT

CAC Members Present:

Jacquie Lewis

Call to Order

Chair Manning called the meeting to order and confirmed that a quorum was established. The meeting took place at DeLand City Hall, 120 S. Florida Avenue, DeLand, Florida, having been legally noticed in the Daytona Beach News-Journal, a newspaper of general circulation in Volusia County. The meeting was opened with The Pledge of Allegiance followed by a moment of silence.

Approval of Proposed Agenda

Motion 110 – 2021 Commissioner Coen motioned to approve the amended agenda as presented. Commissioner Accardi seconded the motion. The motion passed by a 3-0-2 vote.

Swearing in of the New Commissioner Donna Pepin by Attorney Theodore W. Small

Consent Agenda

Approval of Minutes Final Budget Hearing September 23, 2021
Approval of Minutes Regular Meeting September 23, 2021

Motion 111 – 2021 Commissioner Coen motioned to approve the Consent Agenda. Commissioner Accardi seconded the motion. The motion passed by a 4-0-1 vote.

Citizens Comments

There was one.

Reporting Agenda

EBMS September Report – Written Submission

WVHA miCare Clinics DeLand/Deltona September Report – Darik Croft, COO

WVHA miCare Clinics DeLand/Deltona 3rd Quarter Report

The House Next Door (THND) September HealthCard Report – Written Submission

The Board received the Reporting Agenda.

Discussion Items

WVHA Investment Policy Statement October 21, 2021

Motion 112 – 2021 Commissioner Coen motioned to approve the WVHA Investment Policy Statement October 21, 2021 as presented. Commissioner Pepin seconded the motion. The motion passed by a 4-0-1 vote.

CAC/Commissioner Letters of Appreciation (attached) Chair Manning

Elmer Holt, Dolores Guzman, David Williams, Brandy White, Commissioner Brian Soukup

Motion 113 – 2021 Commissioner Accardi motioned to approve the letters of appreciation as presented. Commissioner Coen seconded the motion. The motion passed by a 4-0-1 vote.

Response Costs to FL Auditor General's Operational Audit (Spreadsheet attached)

Mr. Cantlay explained that Commissioner Craig had previously inquired as to the costs incurred responding to the Florida Auditor General's Operational Audit over the last 14 months and through September 2021 these costs were at \$14,281.25 for Administrative, Accounting and Legal fees, and counting. DRT will continue tracking this and bring it before the Board.

There was much Board discussion and consent that the Florida Auditor General's Operational Audit has been going on for too long.

New Funding Agreements 2021-2022

Healthy Start Coalition of Flagler & Volusia-Community Health Nurse

New Hope Human Services – Homeless Certification and Referral Program

Mr. Small recommended New Hope Human Services as to form and presented in the Board packets. However, he made some last-minute changes to the Healthy Start Coalition of Flagler & Volusia Community Health Nurse Agreement. Paragraph 5. Program Participation he modified 200% of the then applicable Federal Poverty Guidelines to 150%. Paragraph 6. Screening, added the last sentence, "To the extent that the Community Healthy Nurse determines that immediate assessment and treatment services must be provided to a potential Program Participant, Grantee may only invoice the Authority for such services if the individual eventually becomes a Health Card enrollee and the individual, within fifteen (15) business days of the immediate services, makes an initial appointment to begin the WVHA HealthCard enrollment process either through the prescreening services provided by Rising Against All Odds or the prescreening and final eligibility determination services provided by The House Next Door. And Paragraph 7. Utilization Reports, second to last sentence, "Grantee shall also submit to the Authority quarterly reports detailing aspects of program goals, utilization and outcomes in a format similar to the 'Community Health Nurse Service Goals and Objectives' Excel spreadsheet attached hereto as Exhibit A".

Motion 114 – 2021 Commissioner Accardi motioned to approve both new funding agreements with the changes as noted by Attorney Small. Commissioner Pepin seconded the motion. The motion passed by a 4-0-1 vote.

CAC Applicants (Applications attached)

Asal Johnson

Taylor Hibel

Ella Ran

There was Board discussion that both Commissioner Coen and Chair Manning had interested CAC applicants and that all CAC applications would be presented for Board discussion during the November 18, 2021 Regular Meeting.

County Medicaid Costs – Motion 108-2021 (attached)

Phelps Dunbar Proposal (attached)

Mr. Karl Brandes, Trial Lawyer and Mediator, Phelps Dunbar, LLP presented their proposal to the Board. Firm Partner and Colleague, Mr. John Mullen, Attorney joined the meeting via Mr. Brandes' cell phone.

Motion 115 – 2021 Commissioner Accardi motioned to approve the Phelps Dunbar Proposal. Commissioner Coen seconded the motion.

Roll call:

Commissioner Accardi	Yes
Commissioner Coen	Yes
Commissioner Pepin	Yes
Chair Manning	Yes

The motion passed by a 4-0-1 vote.

Massey Wood Destroying Insects Service Agreement (attached)

Mr. Small addressed the Board as previously, the Board could not assess the value of signing the Massey wood destroying insects service agreement. Mr. Small spoke with the Manager at Massey, who explained that their normal charge if the building has dry wood infestation costs at least \$200 - \$250 per visit. Typically, that spot treatment would need to occur multiple times. The wood destroying insects service agreement includes those spot treatments for the initial cost of \$540.00 and annually at \$100.00. If an infestation occurred, it would require that the building be tented and that would cost roughly \$2,800.00-\$3,000.00. This agreement guarantees that Massey would come out and perform that spot treatment at no additional cost to the WVHA.

Motion 116 – 2021 Commissioner Coen motioned to approve the Massey Wood Destroying Insects Service Agreement. Commissioner Accardi seconded the motion. The motion passed by a 4-0-1 vote.

miCare/EBMS/Veracity, Darik Croft, COO, miCare Clinics, Dr. Ragar, Medical Director, miCare Clinics, Dr. William Gilmer, Supervising Physician, miCare Clinics, Gretchen Soto, Practice Manager, miCare Clinics, Mike Espenlaub, Principal, Veracity, Pepper Schafer, Principal, Veracity

Covid Positive WVHA HealthCard Members and miCare Clinic Medication Dispensation Process

West Plymouth Avenue Marshall Bone Bid and email dated October 12, 2021 (attached) Darik Croft, miCare Clinics, COO

Amazon Truck Delivery – 10/4/2021 Crashed into West Plymouth Avenue Overhang Causing Damage, email Darik Croft, COO, miCare Clinics dated October 12, 2021 (attached)

Mr. Darik Croft, COO, miCare Clinics addressed the Board explaining that EBMS/miCare and veracity and their leadership team are all here tonight to ensure to the WVHA Board of Commissioners that they will receive the continuity of care that they've come to rely upon and in the absence of Dr. Andrew Murray. He assured the Board that patients do not go without medications and miCare has resources for those patients to receive medications locally. He updated the progress that they have made in securing proposals for repairing the fascia at the DeLand WVHA miCare Clinic.

Mr. Croft recommended that the Board go forward in approving the proposal as presented by Marshal B. Bone in repairing the fascia on the West Plymouth Avenue Clinic in the amount of \$5,360.00.

Motion 117 – 2021 Commissioner Coen motioned to approve the Marshal B. Bone proposal in the amount of \$5,360.00. Commissioner Accardi seconded the motion. The motion passed by a 4-0-1 vote.

Mr. Croft continued updating the Board about the Amazon driver that crashed into the overhand at the West Plymouth Avenue Clinic and all of the documentation has been submitted to the insurance companies, along with several bids for repairs. Gretchen Soto, WVHA miCare Practice Manager has been handling this matter on behalf of the WVHA.

In closing, Mr. Croft reminded the Board that the WVHA miCare Clinics will display photos of the WVHA Board of Commissioners along with their contact information. He confirmed that he has acquired Chair Manning's photos and will get this process started. The photos that are needed would be two photos 8 & ½" by 11".

Commissioner Coen asked Mr. Croft about EBMS'/Veracity's original Phase 3 proposal that included Community Partners?

Mr. Croft explained that the team would proceed however the Board desired.

Follow-Up Items

The Neighborhood Center (TNC) Site Visit Agency Report to the Board Updating Procedures to Cure Site Visit Review Findings

Mr. Waylan Niece, Director of Operations, TNC displayed his binder of follow up information that TNC has performed in correcting the site visit deficiencies. He also had an Excel spreadsheet that he will de-identify and send out to Ms. Long for distribution to the Board reflecting those clients that were identified as HealthCard Members, those who were determined to have no income, and those that had Medicare, Medicaid or private health insurance coverage.

Finance Report

September Financials

Motion 118 – 2021 Commissioner Accardi motioned to pay the expenditures and bank transfers totaling \$3,233,621.87. Commissioner Coen seconded the motion. The motion passed by a 4-0-1 vote.

Legal Update

Adjournment

There being no further business to come before the Board, the meeting was adjourned.

Adjournment

Voloria Manning, Chair



EBMS

November 18, 2021

Submission Report for
WVHA Board Members

Table of Contents

Executive Summary Current Month & YTD	1
PCORI Membership Count	5
Enrollment Counts by Postal Code	6
Tier Census	7
Benefit Analysis Summary Current Month & YTD.....	10
Cost of Major Current Month & YTD.....	13
Cost of Minor Current Month & YTD.....	15
Summary of Claims Paid by Location.....	27
Paid Amount by PCP Encounters Current Month & YTD.....	29
Claims paid by Month	33



Executive Summary for 00532

Client:

West Volusia Hospital Authority

Department: All

Paid Dates:

10/1/2021 to 10/31/2021

Benefit Plan: All

Location:

All

TIN: All

Plan Experience Summary			Cash Flow Summary		Disallowed Charges by Category		
Claim Counts	2959		Charges	\$3,883,428	Disallowed Category	Amount	% of Gross
Claim Type	Total Paid	Per EE/Mo	less Disallowed	\$3,299,488	Addl Info Not Provided	-\$226,242	-5.83%
Medical	\$563,096	\$439	Allowed	\$583,941	Duplicate Charges	\$118,342	3.05%
Professional	\$217,167	\$169	less Member	\$12,082	Plan Limitations	\$1,427,444	36.76%
Facility	\$345,929	\$270	less Adjustments	\$8,763	UCR Reductions	\$602	0.02%
PBM	\$0	\$0	Paid Benefit	\$563,096	Other	\$1,979,341	50.97%
Total Plan Paid:	\$563,096	\$439	plus Admin Costs	\$172,625	Total:	\$3,299,488	84.96%
			Total Plan Paid:	\$735,721			

Census										
Census Date:	Male Emp	Female Emp	Total Employees	Male Spouse	Female Spouse	Male Dep	Female Dep	Total Medical	Total Dental	Total Vision
10/31/2021										
0 to 19	15	14	29	0	0	0	0	29	0	0
20 to 25	21	28	49	0	0	0	0	49	0	0
26 to 29	31	23	54	0	0	0	0	54	0	0
30 to 39	115	94	209	0	0	0	0	209	0	0
40 to 49	106	168	274	0	0	0	0	274	0	0
50 to 59	170	242	412	0	0	0	0	412	0	0
60 to 64	68	120	188	0	0	0	0	188	0	0
65 and Older	24	44	68	0	0	0	0	68	0	0
Totals	550	733	1283	0	0	0	0	1283	0	0
Average Age	46.22	49.34	48.00	0.00	0.00	0.00	0.00	48.00	0.00	0.00

Top Paid			Plan Payment by Age & Claimant Type			
Name	Claim Count	Paid	Census Date: 10/31/2021	Employee	Spouse	Dependent
Medical Center Of Deltona	56	\$129,310	0 to 19	\$105	\$0	\$0
Halifax Hospital Medical	29	\$93,937	20 to 25	\$2,631	\$0	\$0
Adventhealth Deland	53	\$58,204	26 to 29	\$5,655	\$0	\$0
Adventhealth Fish	29	\$43,976	30 to 39	\$103,152	\$0	\$0
Florida Cancer Specialists	85	\$25,842	40 to 49	\$90,720	\$0	\$0
Quest Diagnostics Tampa	285	\$22,114	50 to 59	\$206,980	\$0	\$0
AdventHealth Fish	32	\$19,623	60 to 64	\$132,004	\$0	\$0
6 Radiology Associates	133	\$16,507	65 and Older	\$21,848	\$0	\$0
Orange City Surgery	28	\$14,486	Totals	\$563,096	\$0	\$0
Halifax Health	14	\$8,308				

Claims Paid by Month		Average Lag & Average Spend (rolling 12 months)			
Month	Paid	Product	Avg Paid per Day	Avg Lag Days	Lag Dollars
January 21	\$195,932	Medical	\$14,948	45	\$672,660
February 21	\$461,274	Vision	\$0	52	\$0
March 21	\$432,415	RX	\$0	130	\$0
April 21	\$662,120				
May 21	\$391,136				
June 21	\$424,614				
July 21	\$819,433				
August 21	\$340,483				
September 21	\$548,995				
October 21	\$563,096				
Total:	\$4,839,498				\$672,660



Executive Summary for 00532

Client:

West Volusia Hospital Authority

Department: All

Paid Dates:

10/1/2021 to 10/31/2021

Benefit Plan: All

Location:

All

TIN: All

Benefit Analysis								
Benefit Category	Line Counts	Charges	Disallowed	Allowed	Member	Adjustments	Plan Paid	% of Total
ALLERGY CARE	3	\$1,230	\$761	\$469	\$10	\$0	\$459	0.08%
AMBULANCE	3	\$59,178	\$59,178	\$0	\$0	\$0	\$0	0.00%
ANESTHESIA	49	\$83,126	\$76,503	\$6,623	\$0	\$0	\$6,623	1.18%
CHIROPRRACTIC	42	\$1,581	\$1,328	\$253	\$40	\$0	\$213	0.04%
COVID-19	56	\$6,540	\$6,224	\$316	\$0	\$0	\$316	0.06%
DIALYSIS	27	\$285,055	\$284,130	\$925	\$0	\$0	\$925	0.16%
DME/APPLIANCE	3	\$932	\$932	\$0	\$0	\$0	\$0	0.00%
EMERG ROOM CHRGS	508	\$865,298	\$775,507	\$89,791	\$2,628	\$0	\$87,163	15.48%
INELIGIBLE	311	\$464,108	\$464,108	\$0	\$0	\$0	\$0	0.00%
INPATIENT PHYS	199	\$55,188	\$47,469	\$7,720	\$0	\$0	\$7,720	1.37%
IP HOSP CHARGES	67	\$440,046	\$297,568	\$142,478	\$900	\$0	\$141,578	25.14%
MATERNITY	5	\$5,550	\$5,550	\$0	\$0	\$0	\$0	0.00%
MEDICAL MISC	29	\$12,797	\$9,342	\$3,455	\$92	\$0	\$3,364	0.60%
OFFICE VISIT	878	\$144,514	\$87,991	\$56,523	\$3,900	\$0	\$52,623	9.35%
OP PHYSICIAN	151	\$151,505	\$141,122	\$10,383	\$69	\$0	\$10,314	1.83%
OTHER	249	\$200	\$120	\$80	\$0	\$8,763	-\$8,683	-1.54%
OUTPAT HOSP	6	\$75,500	\$54,403	\$21,097	\$50	\$0	\$21,047	3.74%
PSYCHIATRIC	133	\$24,356	\$14,605	\$9,751	\$545	\$0	\$9,206	1.63%
RADIATION /CHEMO	46	\$58,097	\$38,601	\$19,496	\$22	\$0	\$19,475	3.46%
SLEEP DISORDER	7	\$1,153	\$1,153	\$0	\$0	\$0	\$0	0.00%
SUBS ABUSE	3	\$6,608	\$6,608	\$0	\$0	\$0	\$0	0.00%
SURG FACILITY	44	\$442,248	\$351,956	\$90,292	\$500	\$0	\$89,792	15.95%
SURGERY	194	\$14,415	\$12,525	\$1,891	\$0	\$0	\$1,891	0.34%
SURGERY IP	19	\$26,998	\$21,013	\$5,985	\$0	\$0	\$5,985	1.06%
SURGERY OP	119	\$134,645	\$103,223	\$31,422	\$3	\$0	\$31,419	5.58%
THERAPY	314	\$36,388	\$23,134	\$13,254	\$1,040	\$0	\$12,214	2.17%
URGENT CARE	2	\$76	\$76	\$0	\$0	\$0	\$0	0.00%
VISION	10	\$110	\$110	\$0	\$0	\$0	\$0	0.00%
WELLNESS	1175	\$32,266	\$24,478	\$7,789	\$0	\$0	\$7,789	1.38%
XRAY/ LAB	2996	\$453,718	\$389,772	\$63,947	\$2,283	\$0	\$61,664	10.95%
Totals:	7648	\$3,883,428	\$3,299,488	\$583,941	\$12,082	\$8,763	\$563,096	



Executive Summary for 00532

Client:

West Volusia Hospital Authority

Department: All

Paid Dates:

1/1/2021 to 10/31/2021

Benefit Plan: All

Location:

All

TIN: All

Plan Experience Summary			Cash Flow Summary		Disallowed Charges by Category		
Claim Counts	35056		Charges	\$37,259,481	Disallowed Category	Amount	% of Gross
Claim Type	Total Paid	Per EE/Mo	less Disallowed	\$32,308,434	Addl Info Not Provided	\$873,339	2.34%
Medical	\$4,839,498	\$377	Allowed	\$4,951,048	Duplicate Charges	\$1,036,024	2.78%
Professional	\$2,532,915	\$197	less Member	\$112,161	Plan Limitations	\$13,602,228	36.51%
Facility	\$2,306,583	\$180	less Adjustments	-\$611	Cost Savings	\$3,402	0.01%
PBM	\$0	\$0	Paid Benefit	\$4,839,498	UCR Reductions	\$6,286	0.02%
Vision	\$0	\$0	plus Admin Costs	\$1,264,201	Other	\$16,787,154	45.05%
Total Plan Paid:	\$4,839,498	\$377	Total Plan Paid:	\$6,103,698	Total:	\$32,308,434	86.71%

Census										
Census Date:	Male Emp	Female Emp	Total Employees	Male Spouse	Female Spouse	Male Dep	Female Dep	Total Medical	Total Dental	Total Vision
10/31/2021										
0 to 19	15	14	29	0	0	0	0	29	0	0
20 to 25	21	28	49	0	0	0	0	49	0	0
26 to 29	31	23	54	0	0	0	0	54	0	0
30 to 39	115	94	209	0	0	0	0	209	0	0
40 to 49	106	168	274	0	0	0	0	274	0	0
50 to 59	170	242	412	0	0	0	0	412	0	0
60 to 64	68	120	188	0	0	0	0	188	0	0
65 and Older	24	44	68	0	0	0	0	68	0	0
Totals	550	733	1283	0	0	0	0	1283	0	0
Average Age	46.22	49.34	48.00	0.00	0.00	0.00	0.00	48.00	0.00	0.00

Top Paid			Plan Payment by Age & Claimant Type			
Name	Claim Count	Paid	Census Date: 10/31/2021	Employee	Spouse	Dependent
Halifax Hospital Medical	231	\$768,778	0 to 19	\$13,564	\$0	\$0
Medical Center Of Deltona	448	\$746,487	20 to 25	\$38,645	\$0	\$0
Florida Cancer Specialists	1050	\$451,796	26 to 29	\$108,595	\$0	\$0
Adventhealth Fish	447	\$317,952	30 to 39	\$642,381	\$0	\$0
Adventhealth Deland	455	\$289,765	40 to 49	\$768,208	\$0	\$0
Quest Diagnostics Tampa	4438	\$252,127	50 to 59	\$1,815,853	\$0	\$0
6 Radiology Associates	1356	\$140,270	60 to 64	\$936,519	\$0	\$0
Orange City Surgery	207	\$116,420	65 and Older	\$515,733	\$0	\$0
Orange City Surgery	277	\$97,558	Totals	\$4,839,498	\$0	\$0
Gastroenterology Of	652	\$86,782				

Claims Paid by Month		Average Lag & Average Spend (rolling 12 months)			
Month	Paid	Product	Avg Paid per Day	Avg Lag Days	Lag Dollars
January 21	\$195,932	Medical	\$14,948	45	\$672,660
February 21	\$461,274	Vision	\$0	52	\$0
March 21	\$432,415	RX	\$0	130	\$0
April 21	\$662,120				
May 21	\$391,136				
June 21	\$424,614				
July 21	\$819,433				
August 21	\$340,483				
September 21	\$548,995				
October 21	\$563,096				
Total:	\$4,839,498	Total:			\$672,660



Executive Summary for 00532

Client:
Paid Dates:
Location:

West Volusia Hospital Authority
1/1/2021 to 10/31/2021
All

Department: All
Benefit Plan: All
TIN: All

Benefit Analysis								
Benefit Category	Line Counts	Charges	Disallowed	Allowed	Member	Adjustments	Plan Paid	% of Total
ALLERGY CARE	29	\$8,281	\$5,251	\$3,030	\$50	\$0	\$2,980	0.06%
AMBULANCE	16	\$67,074	\$67,074	\$0	\$0	\$0	\$0	0.00%
ANESTHESIA	447	\$706,185	\$628,755	\$77,431	\$0	\$0	\$77,431	1.60%
CHIROPRRACTIC	220	\$7,590	\$4,011	\$3,580	\$400	\$0	\$3,180	0.07%
COVID-19	599	-\$250,508	-\$256,274	\$5,766	\$0	\$0	\$5,766	0.12%
DIALYSIS	371	\$1,375,881	\$1,358,612	\$17,268	\$0	\$0	\$17,268	0.36%
DME/APPLIANCE	36	\$32,443	\$32,443	\$0	\$0	\$0	\$0	0.00%
EMERG ROOM CHRGS	5232	\$10,871,475	\$10,410,565	\$460,910	\$13,313	\$0	\$447,597	9.25%
HOME HEALTH CARE	11	\$0	\$0	\$0	\$0	\$0	\$0	0.00%
HOSPICE CARE	2	\$364	\$364	\$0	\$0	\$0	\$0	0.00%
INELIGIBLE	2231	\$909,419	\$909,275	\$144	\$0	\$0	\$144	0.00%
INJECTION	13	\$0	\$0	\$0	\$0	\$0	\$0	0.00%
INPATIENT PHYS	1993	\$466,729	\$386,006	\$80,723	\$0	\$0	\$80,723	1.67%
IP HOSP CHARGES	544	\$6,330,938	\$5,639,517	\$691,421	\$4,825	\$0	\$686,596	14.19%
MATERNITY	53	\$26,955	\$25,717	\$1,238	\$0	\$0	\$1,238	0.03%
MEDICAL MISC	853	\$110,603	\$82,892	\$27,711	\$953	\$0	\$26,758	0.55%
OFFICE VISIT	10835	\$1,740,894	\$1,187,094	\$553,800	\$39,320	\$0	\$514,480	10.63%
OP PHYSICIAN	2084	\$760,647	\$609,550	\$151,097	\$1,212	\$0	\$149,886	3.10%
OTHER	2804	\$10,206	\$10,028	\$178	\$0	-\$611	\$789	0.02%
OUTPAT HOSP	29	\$91,306	\$56,776	\$34,530	\$1,186	\$0	\$33,344	0.69%
PSYCHIATRIC	1774	\$406,949	\$245,688	\$161,261	\$6,715	\$0	\$154,546	3.19%
RADIATION /CHEMO	972	\$1,853,500	\$1,366,672	\$486,828	\$128	\$0	\$486,700	10.06%
SLEEP DISORDER	138	\$15,819	\$15,819	\$0	\$0	\$0	\$0	0.00%
SUBS ABUSE	24	\$44,204	\$43,528	\$676	\$100	\$0	\$576	0.01%
SURG FACILITY	496	\$4,525,018	\$3,726,535	\$798,483	\$6,865	\$0	\$791,618	16.36%
SURGERY	2257	\$196,942	\$159,890	\$37,052	\$0	\$0	\$37,052	0.77%
SURGERY IP	237	\$390,997	\$333,482	\$57,515	\$0	\$0	\$57,515	1.19%
SURGERY OP	1142	\$1,477,478	\$1,136,106	\$341,372	\$13	\$0	\$341,359	7.05%
THERAPY	3563	\$347,510	\$194,990	\$152,521	\$12,480	\$0	\$140,041	2.89%
URGENT CARE	13	\$2,431	\$2,431	\$0	\$0	\$0	\$0	0.00%
VISION	56	\$1,875	\$1,875	\$0	\$0	\$0	\$0	0.00%
WELLNESS	12344	\$503,310	\$400,157	\$103,153	\$3	\$0	\$103,150	2.13%
XRAY/ LAB	40719	\$4,226,965	\$3,523,604	\$703,361	\$24,598	\$0	\$678,764	14.03%
Totals:	92137	\$37,259,481	\$32,308,434	\$4,951,048	\$112,161	-\$611	\$4,839,498	



PCORI Membership Count

Block of Business ID:
Client ID:

EBMSI
00532

Eligibility Date: : 1/1/2021 to 10/31/2021

Month-Year	Employee Count	Dependent Count	Total Member
00532-West Volusia Hospital Authority			
1/1/2021	2228	0	2228
2/1/2021	2233	0	2233
3/1/2021	2246	0	2246
4/1/2021	2246	0	2246
5/1/2021	2091	0	2091
6/1/2021	2005	0	2005
7/1/2021	1852	0	1852
8/1/2021	1695	0	1695
9/1/2021	1534	0	1534
10/1/2021	1385	0	1385
Total Member Days			1,951.50



Enrollment Counts by Postal Code

Block of Business ID:
Client ID:

EBMSI
00532

As Of Date: 10/31/2021

Postal Code	Employee Count	Dependent Count	Total Count
32102	2	0	2
32105	1	0	1
32130	45	0	45
32180	67	0	67
32190	22	0	22
32713	44	0	44
32720	311	0	311
32724	228	0	228
32725	240	0	240
32738	197	0	197
32739	1	0	1
32744	26	0	26
32763	89	0	89
32764	10	0	10
Total	1283	0	1283



Tier Census by Product 10/1/2021

Block of Business ID: EBMSI
Client ID: 00532
Status: A,C,NC,R,V

Products: MM,DE,VI

00532 : West Volusia Hospital Authority

Medical	Status	Coverage Level	Total Members	Male Members	Female Members	Male Spouses	Female Spouses	Male Dependents	Female Dependents	Total Enrolled
	Active	Employee Only	1293	569	724	0	0	0	0	1293
		Subtotal for Active:	1293	569	724	0	0	0	0	1293
		Total for Medical:	1293	569	724	0	0	0	0	1293



Tier Census by Product 10/15/2021

Block of Business ID: EBMSI
Client ID: 00532
Status: A,C,NC,R,V

Products: MM,DE,VI

00532 : West Volusia Hospital Authority

Medical	Status	Coverage Level	Total Members	Male Members	Female Members	Male Spouses	Female Spouses	Male Dependents	Female Dependents	Total Enrolled
	Active	Employee Only	1297	560	737	0	0	0	0	1297
		Subtotal for Active:	1297	560	737	0	0	0	0	1297
		Total for Medical:	1297	560	737	0	0	0	0	1297



Tier Census by Product 10/31/2021

Block of Business ID: EBMSI
Client ID: 00532
Status: A,C,NC,R,V

Products: MM,DE,VI

00532 : West Volusia Hospital Authority

Medical	Status	Coverage Level	Total Members	Male Members	Female Members	Male Spouses	Female Spouses	Male Dependents	Female Dependents	Total Enrolled
	Active	Employee Only	1283	550	733	0	0	0	0	1283
		Subtotal for Active:	1283	550	733	0	0	0	0	1283
		Total for Medical:	1283	550	733	0	0	0	0	1283



Benefit Analysis Summary

Block of Business ID: EBMSI
 Client ID: 00532
 Paid Date: 10/1/2021 to 10/31/2021

	Line Count	Charge	Ineligible	Cost Savings	Allowed	Patient Responsibility	Adjustments	Paid	% Paid
00532-West Volusia Hospital Authority									
ALLERGY CARE	3	1,230.00	0.00	760.70	469.30	10.00	0.00	459.30	0.08%
AMBULANCE	3	59,178.38	59,178.38	0.00	0.00	0.00	0.00	0.00	0.00%
ANESTHESIA	49	83,125.50	24,349.50	52,153.02	6,622.98	0.00	0.00	6,622.98	1.18%
CHIROPRACTIC	42	1,581.10	1,145.10	182.68	253.32	40.00	0.00	213.32	0.04%
COVID-19	56	6,540.00	5,075.00	1,148.61	316.39	0.00	0.00	316.39	0.06%
DIALYSIS	27	285,055.05	215,939.20	68,190.99	924.86	0.00	0.00	924.86	0.16%
DME/APPLIANCE	3	932.00	932.00	0.00	0.00	0.00	0.00	0.00	0.00%
EMERG ROOM...	508	865,298.32	255,562.61	519,944.76	89,790.95	2,628.33	0.00	87,162.62	15.48%
INELIGIBLE	311	464,107.75	464,107.75	0.00	0.00	0.00	0.00	0.00	0.00%
INPATIENT PHYS	199	55,188.38	35,723.00	11,745.71	7,719.67	0.00	0.00	7,719.67	1.37%
IP HOSP CHARGES	67	440,046.31	-214,080.10	511,648.28	142,478.13	900.00	0.00	141,578.13	25.14%
MATERNITY	5	5,550.00	5,550.00	0.00	0.00	0.00	0.00	0.00	0.00%
MEDICAL MISC	29	12,797.01	0.01	9,341.80	3,455.20	91.55	0.00	3,363.65	0.60%
OFFICE VISIT	878	144,514.02	-56,313.84	144,304.50	56,523.36	3,900.00	0.00	52,623.36	9.35%
OP PHYSICIAN	151	151,505.45	65,600.15	75,522.03	10,383.27	69.33	0.00	10,313.94	1.83%
OTHER	261	200.00	0.00	120.00	80.00	0.00	8,762.81	-8,682.81	-1.54%
OUTPAT HOSP	6	75,500.15	153.15	54,249.84	21,097.16	50.00	0.00	21,047.16	3.74%
PSYCHIATRIC	133	24,356.49	-785.92	15,391.28	9,751.13	545.00	0.00	9,206.13	1.63%
RADIATION /CHEMO	46	58,097.00	0.00	38,600.68	19,496.32	21.55	0.00	19,474.77	3.46%
SLEEP DISORDER	7	1,152.65	1,152.65	0.00	0.00	0.00	0.00	0.00	0.00%
SUBS ABUSE	3	6,607.70	6,607.70	0.00	0.00	0.00	0.00	0.00	0.00%
SURG FACILITY	44	442,247.96	121,867.67	230,087.90	90,292.39	500.00	0.00	89,792.39	15.95%
SURGERY	194	14,415.26	1,554.00	10,970.67	1,890.59	0.00	0.00	1,890.59	0.34%
SURGERY IP	19	26,997.90	5,138.00	15,875.08	5,984.82	0.00	0.00	5,984.82	1.06%
SURGERY OP	119	134,644.81	485.00	102,737.78	31,422.03	3.11	0.00	31,418.92	5.58%
THERAPY	314	36,387.89	5,716.89	17,417.46	13,253.54	1,040.00	0.00	12,213.54	2.17%
URGENT CARE	2	76.44	76.44	0.00	0.00	0.00	0.00	0.00	0.00%
VISION	10	110.00	110.00	0.00	0.00	0.00	0.00	0.00	0.00%
WELLNESS	1175	32,266.44	-1.61	24,479.31	7,788.74	0.00	0.00	7,788.74	1.38%
XRAY/ LAB	2996	453,718.48	152,647.71	237,124.02	63,946.75	2,282.75	0.00	61,664.00	10.95%
Totals for 00532	7660	3,883,428.44	1,157,490.44	2,141,997.10	583,940.90	12,081.62	8,762.81	563,096.47	

Requested by: ReportScheduler from p316 data [P316]

Generated at: 09:41:38 on 01 November 2021



Benefit Analysis Summary

Block of Business ID: EBMSI
 Client ID: 00532
 Paid Date: 1/1/2021 to 10/31/2021

	Line Count	Charge	Ineligible	Cost Savings	Allowed	Patient Responsibility	Adjustments	Paid	% Paid
00532-West Volusia Hospital Authority									
ALLERGY CARE	29	8,281.00	243.00	5,008.42	3,029.58	50.00	0.00	2,979.58	0.06%
AMBULANCE	16	67,074.20	67,074.20	0.00	0.00	0.00	0.00	0.00	0.00%
ANESTHESIA	447	706,185.41	130,669.28	498,085.53	77,430.60	0.00	0.00	77,430.60	1.60%
CHIROPRACTIC	220	7,590.26	2,628.26	1,382.41	3,579.59	400.00	0.00	3,179.59	0.07%
COVID-19	599	-250,507.82	-269,068.63	12,794.46	5,766.35	0.00	0.00	5,766.35	0.12%
DIALYSIS	371	1,375,880.55	1,083,029.00	275,583.38	17,268.17	0.00	0.00	17,268.17	0.36%
DME/APPLIANCE	36	32,443.00	32,443.00	0.00	0.00	0.00	0.00	0.00	0.00%
EMERG ROOM...	5232	10,871,475.30	7,939,612.30	2,470,953.10	460,909.90	13,312.92	0.00	447,596.98	9.25%
HOME HEALTH CARE	11	0.00	0.00	0.00	0.00	0.00	0.00	0.00	0.00%
HOSPICE CARE	2	364.08	364.08	0.00	0.00	0.00	0.00	0.00	0.00%
INELIGIBLE	2231	909,419.44	908,985.20	290.03	144.21	0.00	0.00	144.21	0.00%
INJECTION	13	0.00	0.00	0.00	0.00	0.00	0.00	0.00	0.00%
INPATIENT PHYS	1993	466,728.59	295,175.78	90,830.20	80,722.61	0.00	0.00	80,722.61	1.67%
IP HOSP CHARGES	544	6,330,937.89	2,442,637.84	3,196,879.08	691,420.97	4,825.00	0.00	686,595.97	14.19%
MATERNITY	53	26,954.75	22,991.00	2,726.10	1,237.65	0.00	0.00	1,237.65	0.03%
MEDICAL MISC	853	110,603.29	9,211.01	73,681.36	27,710.92	953.36	0.00	26,757.56	0.55%
OFFICE VISIT	10835	1,740,894.09	113,043.32	1,074,050.86	553,799.91	39,320.00	0.00	514,479.91	10.63%
OP PHYSICIAN	2084	760,647.18	270,642.87	338,906.84	151,097.47	1,211.54	0.00	149,885.93	3.10%
OTHER	3476	10,205.74	9,746.10	281.63	178.01	0.00	-611.06	789.07	0.02%
OUTPAT HOSP	29	91,306.18	-34,573.73	91,349.62	34,530.29	1,186.08	0.00	33,344.21	0.69%
PSYCHIATRIC	1774	406,948.91	27,731.78	217,956.33	161,260.80	6,715.00	0.00	154,545.80	3.19%
RADIATION /CHEMO	972	1,853,500.41	56,657.92	1,310,014.30	486,828.19	128.29	0.00	486,699.90	10.06%
SLEEP DISORDER	138	15,818.80	15,818.80	0.00	0.00	0.00	0.00	0.00	0.00%
SUBS ABUSE	24	44,203.62	33,009.86	10,518.25	675.51	100.00	0.00	575.51	0.01%
SURG FACILITY	496	4,525,018.36	798,811.54	2,927,723.54	798,483.28	6,865.00	0.00	791,618.28	16.36%
SURGERY	2257	196,941.63	22,934.86	136,955.18	37,051.59	0.00	0.00	37,051.59	0.77%
SURGERY IP	237	390,996.56	133,511.61	199,970.29	57,514.66	0.00	0.00	57,514.66	1.19%
SURGERY OP	1142	1,477,478.47	49,939.80	1,086,166.40	341,372.27	13.11	0.00	341,359.16	7.05%
THERAPY	3563	347,510.26	10,112.89	184,876.67	152,520.70	12,480.00	0.00	140,040.70	2.89%
URGENT CARE	13	2,431.44	2,431.44	0.00	0.00	0.00	0.00	0.00	0.00%
VISION	56	1,875.00	1,875.00	0.00	0.00	0.00	0.00	0.00	0.00%
WELLNESS	12344	503,309.82	46,819.97	353,336.85	103,153.00	2.82	0.00	103,150.18	2.13%
XRAY/ LAB	40719	4,226,965.02	905,360.98	2,618,242.55	703,361.49	24,597.79	0.00	678,763.70	14.03%

Requested by: ReportScheduler from p316 data [P316]

Generated at: 09:44:07 on 01 November 2021



Benefit Analysis Summary

Block of Business ID: EBMSI
Client ID: 00532
Paid Date: 1/1/2021 to 10/31/2021

Line Count	Charge	Ineligible	Cost Savings	Allowed	Patient Responsibility	Adjustments	Paid	% Paid
92809	37,259,481.43	15,129,870.33	17,178,563.38	4,951,047.72	112,160.91	-611.06	4,839,497.87	
Totals for 00532								

Cost of Major

Block of Business ID: EBMSI
 Client ID: 00532
 Paid Date: 10/1/2021 to 10/31/2021

Products: MM, DE, RX, VI

ClientId	Client Name	CategoryId	Category Description	Unique Patients	Claim Count	Paid Amount	Percent of Total
00532	West Volusia Hospital Authority	11	Diseases of the Digestive System	88	124	85,406.14	15.17%
00532	West Volusia Hospital Authority	02	Neoplasms	48	90	72,644.72	12.90%
00532	West Volusia Hospital Authority	13	Diseases of the Musculoskeletal System & Connective Tissue	132	271	67,325.94	11.96%
00532	West Volusia Hospital Authority	18	Symptoms, signs and abnormal clinical and laboratory findings, not elsewhere...	173	273	57,180.30	10.15%
00532	West Volusia Hospital Authority	09	Diseases of Circulatory System	59	90	56,045.82	9.95%
00532	West Volusia Hospital Authority	19	Injury, Poisoning and Certain Other Consequences of External Causes	28	45	54,741.30	9.72%
00532	West Volusia Hospital Authority	21	Factors Influencing Health Status and Contact with Health Services	111	133	35,069.50	6.23%
00532	West Volusia Hospital Authority	14	Diseases of the Genitourinary System	53	77	21,802.75	3.87%
00532	West Volusia Hospital Authority	22	Codes for Special Purposes	10	23	21,250.41	3.77%
00532	West Volusia Hospital Authority	04	Endocrine, nutritional and metabolic diseases	96	133	17,754.33	3.15%
00532	West Volusia Hospital Authority	05	Mental, Behavioral and Neurodevelopmental disorders	79	120	14,813.65	2.63%
00532	West Volusia Hospital Authority	03	Diseases of the blood and blood-forming organs & disorders involving the...	28	48	13,643.96	2.42%
00532	West Volusia Hospital Authority	12	Diseases of the skin & subcutaneous tissue	25	52	11,202.65	1.99%
00532	West Volusia Hospital Authority	06	Diseases of the nervous system	31	38	10,338.85	1.84%
00532	West Volusia Hospital Authority	10	Diseases of the Respiratory System	38	55	8,546.30	1.52%
00532	West Volusia Hospital Authority	01	Certain infectious and parasitic disease	19	23	7,285.02	1.29%
00532	West Volusia Hospital Authority	07	Diseases of the eye & adnexa	23	27	5,889.21	1.05%
00532	West Volusia Hospital Authority	15	Pregnancy, childbirth and the puerperium	6	7	1,343.81	0.24%
00532	West Volusia Hospital Authority	08	Diseases of the ear & mastoid process	3	5	754.26	0.13%
00532	West Volusia Hospital Authority	16	Certain conditions originating in the perinatal period	1	1	57.55	0.01%
				1051	1635	563,096.47	100.00%

Cost of Major

Block of Business ID: EBMSI
 Client ID: 00532
 Paid Date: 1/1/2021 to 10/31/2021

Products: MM, DE, RX, VI

ClientId	Client Name	CategoryId	Category Description	Unique Patients	Claim Count	Paid Amount	Percent of Total
00532	West Volusia Hospital Authority	09	Diseases of Circulatory System	350	1075	577,670.63	11.94%
00532	West Volusia Hospital Authority	13	Diseases of the Musculoskeletal System & Connective Tissue	521	2715	574,497.28	11.87%
00532	West Volusia Hospital Authority	11	Diseases of the Digestive System	320	1295	547,976.25	11.32%
00532	West Volusia Hospital Authority	02	Neoplasms	199	1012	546,335.91	11.29%
00532	West Volusia Hospital Authority	18	Symptoms, signs and abnormal clinical and laboratory findings, not elsewhere...	693	2305	484,903.46	10.02%
00532	West Volusia Hospital Authority	21	Factors Influencing Health Status and Contact with Health Services	775	1763	423,567.52	8.75%
00532	West Volusia Hospital Authority	14	Diseases of the Genitourinary System	365	1016	292,699.09	6.05%
00532	West Volusia Hospital Authority	04	Endocrine, nutritional and metabolic diseases	575	1462	230,386.52	4.76%
00532	West Volusia Hospital Authority	05	Mental, Behavioral and Neurodevelopmental disorders	266	1439	194,189.07	4.01%
00532	West Volusia Hospital Authority	22	Codes for Special Purposes	45	149	161,552.37	3.34%
00532	West Volusia Hospital Authority	03	Diseases of the blood and blood-forming organs & disorders involving the...	105	558	158,935.10	3.28%
00532	West Volusia Hospital Authority	10	Diseases of the Respiratory System	162	577	149,558.48	3.09%
00532	West Volusia Hospital Authority	19	Injury, Poisoning and Certain Other Consequences of External Causes	129	361	145,285.76	3.00%
00532	West Volusia Hospital Authority	07	Diseases of the eye & adnexa	145	349	94,999.96	1.96%
00532	West Volusia Hospital Authority	01	Certain infectious and parasitic disease	113	247	79,418.95	1.64%
00532	West Volusia Hospital Authority	06	Diseases of the nervous system	163	386	78,887.94	1.63%
00532	West Volusia Hospital Authority	12	Diseases of the skin & subcutaneous tissue	129	277	54,979.60	1.14%
00532	West Volusia Hospital Authority	15	Pregnancy, childbirth and the puerperium	25	261	24,615.53	0.51%
00532	West Volusia Hospital Authority	08	Diseases of the ear & mastoid process	26	73	14,654.86	0.30%
00532	West Volusia Hospital Authority	17	Congenital malformations, deformations and chromosomal abnormalities	11	22	4,326.04	0.09%
00532	West Volusia Hospital Authority	16	Certain conditions originating in the perinatal period	1	1	57.55	0.00%
				5118	17343	4,839,497.87	100.00%



Cost of Minor

Block of Business ID: EBMSI
 Client ID: 00532
 Paid Date: 10/1/2021 to 10/31/2021

Products: MM, DE, RX, VI

ClientId	Client Name	CategoryId	Category Description	Unique Patients	Claim Count	Paid Amount	Percent of Total
00532	West Volusia Hospital Authority	13.10	Other dorsopathies	44	87	39,141.27	6.95%
00532	West Volusia Hospital Authority	09.04	Ischemic heart diseases	14	17	33,151.79	5.89%
00532	West Volusia Hospital Authority	11.06	Other diseases of intestines	26	40	25,088.76	4.46%
00532	West Volusia Hospital Authority	02.11	Malignant neoplasms of urinary tract	3	10	23,480.73	4.17%
00532	West Volusia Hospital Authority	22.1	Emergency Use 2019-nCoV acute respiratory disease	10	23	21,250.41	3.77%
00532	West Volusia Hospital Authority	02.19	Benign neoplasms, except benign neuroendocrine tumors	27	34	21,134.70	3.75%
00532	West Volusia Hospital Authority	21.09	Encounters for other specific health care	6	6	20,023.77	3.56%
00532	West Volusia Hospital Authority	02.08	Malignant neoplasms of breast	6	18	19,353.81	3.44%
00532	West Volusia Hospital Authority	11.02	Diseases of esophagus, stomach and duodenum	25	32	17,367.29	3.08%
00532	West Volusia Hospital Authority	18.02	Symptoms and signs involving the digestive system and abdomen	46	61	15,933.32	2.83%
00532	West Volusia Hospital Authority	19.09	Injuries to the knee and lower leg	4	7	14,989.86	2.66%
00532	West Volusia Hospital Authority	18.01	Symptoms and signs involving the circulatory and respiratory systems	54	76	14,476.64	2.57%
00532	West Volusia Hospital Authority	11.04	Hernia	6	6	13,936.63	2.47%
00532	West Volusia Hospital Authority	19.08	Injuries to the hip and thigh	2	3	13,862.29	2.46%
00532	West Volusia Hospital Authority	09.09	Diseases of veins, lymphatic vessels and lymph nodes, not elsewhere classified	10	17	13,398.53	2.38%
00532	West Volusia Hospital Authority	11.09	Disorders of gallbladder, biliary tract and pancreas	9	11	13,239.31	2.35%
00532	West Volusia Hospital Authority	21.01	Persons encountering health services for examinations	88	95	12,856.45	2.28%
00532	West Volusia Hospital Authority	11.05	Noninfective enteritis and colitis	6	7	12,331.84	2.19%
00532	West Volusia Hospital Authority	19.22	Complications of surgical and medical care, not elsewhere classified	4	4	12,147.82	2.16%
00532	West Volusia Hospital Authority	05.04	Mood [affective] disorders	54	79	10,199.13	1.81%
00532	West Volusia Hospital Authority	04.02	Diabetes mellitus	54	81	10,189.88	1.81%
00532	West Volusia Hospital Authority	18.12	Abnormal findings on diagnostic imaging and in function studies, without...	23	29	9,889.80	1.76%
00532	West Volusia Hospital Authority	12.01	Infections of the skin and subcutaneous tissue	9	33	8,945.25	1.59%
00532	West Volusia Hospital Authority	06.06	Episodic and paroxysmal disorders	15	20	7,816.46	1.39%
00532	West Volusia Hospital Authority	13.09	Spondylopathies	31	45	7,745.64	1.38%
00532	West Volusia Hospital Authority	14.07	Diseases of male genital organs	1	1	7,700.48	1.37%
00532	West Volusia Hospital Authority	03.01	Nutritional anemias	13	20	7,468.39	1.33%
00532	West Volusia Hospital Authority	13.13	Other soft tissue disorders	26	32	6,373.62	1.13%
00532	West Volusia Hospital Authority	18.08	General symptoms and signs	27	34	6,187.50	1.10%
00532	West Volusia Hospital Authority	02.17	Malignant neoplasms of lymphoid, hematopoietic and related tissue	1	2	6,065.88	1.08%

Requested by: ReportScheduler from p316 data [P316]

Generated at: 04:08:55 on 01 November 2021



Cost of Minor

Block of Business ID: EBMSI
 Client ID: 00532
 Paid Date: 10/1/2021 to 10/31/2021

Products: MM, DE, RX, VI

ClientId	Client Name	CategoryId	Category Description	Unique Patients	Claim Count	Paid Amount	Percent of Total
00532	West Volusia Hospital Authority	04.09	Metabolic disorders	25	32	5,542.06	0.98%
00532	West Volusia Hospital Authority	19.06	Injuries to the elbow and forearm	2	8	5,537.82	0.98%
00532	West Volusia Hospital Authority	13.05	Other joint disorders	32	50	5,515.09	0.98%
00532	West Volusia Hospital Authority	01.04	Other bacterial diseases	2	3	5,139.12	0.91%
00532	West Volusia Hospital Authority	10.05	Chronic lower respiratory diseases	26	37	5,134.99	0.91%
00532	West Volusia Hospital Authority	09.06	Other forms of heart disease	15	17	4,922.49	0.87%
00532	West Volusia Hospital Authority	03.05	Other disorders of blood and blood-forming organs	9	13	4,656.38	0.83%
00532	West Volusia Hospital Authority	14.04	Urolithiasis	3	7	4,463.40	0.79%
00532	West Volusia Hospital Authority	13.04	Osteoarthritis	19	25	4,459.02	0.79%
00532	West Volusia Hospital Authority	19.05	Injuries to the shoulder and upper arm	2	2	4,250.32	0.75%
00532	West Volusia Hospital Authority	14.10	Noninflammatory disorders of female genital tract	17	24	3,815.79	0.68%
00532	West Volusia Hospital Authority	18.06	Symptoms and signs involving cognition, perception, emotional state and...	11	13	3,656.19	0.65%
00532	West Volusia Hospital Authority	11.08	Diseases of liver	19	24	3,059.98	0.54%
00532	West Volusia Hospital Authority	09.03	Hypertensive diseases	18	24	2,843.12	0.50%
00532	West Volusia Hospital Authority	05.05	Anxiety, dissociative, stress-related, somatoform and other nonpsychotic...	16	21	2,667.31	0.47%
00532	West Volusia Hospital Authority	18.09	Abnormal findings on examination of blood, without diagnosis	17	25	2,598.91	0.46%
00532	West Volusia Hospital Authority	07.04	Disorders of lens	7	9	2,247.00	0.40%
00532	West Volusia Hospital Authority	10.04	Other diseases of upper respiratory tract	8	10	2,075.41	0.37%
00532	West Volusia Hospital Authority	18.03	Symptoms and signs involving the skin and subcutaneous tissue	11	12	2,021.09	0.36%
00532	West Volusia Hospital Authority	07.07	Disorders of vitreous body and globe	4	5	1,940.00	0.34%
00532	West Volusia Hospital Authority	14.08	Disorders of breast	8	10	1,558.70	0.28%
00532	West Volusia Hospital Authority	19.10	Injuries to the ankle and foot	4	5	1,402.70	0.25%
00532	West Volusia Hospital Authority	03.03	Aplastic and other anemias and other bone marrow failure syndromes	7	13	1,310.05	0.23%
00532	West Volusia Hospital Authority	15.02	Supervision of high risk pregnancy	4	5	1,252.22	0.22%
00532	West Volusia Hospital Authority	14.03	Acute kidney failure and chronic kidney disease	8	10	1,250.98	0.22%
00532	West Volusia Hospital Authority	14.09	Inflammatory diseases of female pelvic organs	3	3	1,250.62	0.22%
00532	West Volusia Hospital Authority	21.15	Persons with potential health hazards related to family and personal history...	13	16	1,145.83	0.20%
00532	West Volusia Hospital Authority	04.01	Disorders of thyroid gland	11	11	1,109.69	0.20%
00532	West Volusia Hospital Authority	19.20	Other and unspecified effects of external causes	3	3	1,109.53	0.20%
00532	West Volusia Hospital Authority	05.02	Mental and behavioral disorders due to psychoactive substance use	5	12	1,093.36	0.19%

Requested by: ReportScheduler from p316 data [P316]

Generated at: 04:08:55 on 01 November 2021



Cost of Minor

Block of Business ID: EBMSI
 Client ID: 00532
 Paid Date: 10/1/2021 to 10/31/2021

Products: MM, DE, RX, VI

ClientId	Client Name	CategoryId	Category Description	Unique Patients	Claim Count	Paid Amount	Percent of Total
00532	West Volusia Hospital Authority	06.07	Nerve, nerve root and plexus disorders	3	5	1,081.96	0.19%
00532	West Volusia Hospital Authority	06.11	Other disorders of the nervous system	9	9	1,060.61	0.19%
00532	West Volusia Hospital Authority	18.04	Symptoms and signs involving the nervous and musculoskeletal systems	4	7	1,058.24	0.19%
00532	West Volusia Hospital Authority	18.11	Abnormal findings on examination of other body fluids, substances and...	7	8	940.29	0.17%
00532	West Volusia Hospital Authority	12.03	Dermatitis and eczema	6	7	923.64	0.16%
00532	West Volusia Hospital Authority	02.10	Malignant neoplasms of male genital organs	2	7	863.54	0.15%
00532	West Volusia Hospital Authority	09.07	Cerebrovascular diseases	6	6	853.19	0.15%
00532	West Volusia Hospital Authority	13.14	Disorders of bone density and structure	4	10	824.42	0.15%
00532	West Volusia Hospital Authority	21.08	Persons encountering health services in circumstances related to reproduction	9	10	804.45	0.14%
00532	West Volusia Hospital Authority	08.04	Other disorders of ear	2	4	696.44	0.12%
00532	West Volusia Hospital Authority	13.03	Inflammatory polyarthropathies	6	6	671.15	0.12%
00532	West Volusia Hospital Authority	01.21	Bacterial and viral infectious agents	4	5	667.29	0.12%
00532	West Volusia Hospital Authority	14.06	Other diseases of the urinary system	5	9	662.74	0.12%
00532	West Volusia Hospital Authority	10.01	Acute upper respiratory infections	1	2	645.24	0.11%
00532	West Volusia Hospital Authority	13.11	Disorders of muscles	2	2	595.10	0.11%
00532	West Volusia Hospital Authority	13.12	Disorders of synovium and tendon	3	5	589.67	0.10%
00532	West Volusia Hospital Authority	07.01	Disorders of eyelid, lacrimal system and orbit	4	4	559.69	0.10%
00532	West Volusia Hospital Authority	13.08	Deforming dorsopathies	2	5	540.36	0.10%
00532	West Volusia Hospital Authority	14.05	Other disorders of kidney and ureter	7	7	526.43	0.09%
00532	West Volusia Hospital Authority	09.08	Diseases of arteries, arterioles and capillaries	5	6	492.13	0.09%
00532	West Volusia Hospital Authority	01.13	Viral hepatitis	4	5	486.08	0.09%
00532	West Volusia Hospital Authority	04.04	Disorders of other endocrine glands	3	3	483.72	0.09%
00532	West Volusia Hospital Authority	10.11	Other diseases of the respiratory system	3	5	456.61	0.08%
00532	West Volusia Hospital Authority	07.06	Glaucoma	4	4	456.54	0.08%
00532	West Volusia Hospital Authority	02.06	Malignant neoplasms of mesothelial and soft tissue	1	3	430.12	0.08%
00532	West Volusia Hospital Authority	04.07	Other nutritional deficiencies	6	6	428.98	0.08%
00532	West Volusia Hospital Authority	14.02	Renal tubulo-interstitial diseases	3	5	419.31	0.07%
00532	West Volusia Hospital Authority	01.16	Mycoses	4	4	387.93	0.07%
00532	West Volusia Hospital Authority	13.15	Other osteopathies	1	1	387.21	0.07%
00532	West Volusia Hospital Authority	12.05	Urticaria and erythema	1	1	382.44	0.07%

Requested by: ReportScheduler from p316 data [P316]

Generated at: 04:08:55 on 01 November 2021

Cost of Minor

Block of Business ID: EBMSI
 Client ID: 00532
 Paid Date: 10/1/2021 to 10/31/2021

Products: MM, DE, RX, VI

ClientId	Client Name	CategoryId	Category Description	Unique Patients	Claim Count	Paid Amount	Percent of Total
00532	West Volusia Hospital Authority	11.01	Diseases of oral cavity and salivary glands	4	4	382.33	0.07%
00532	West Volusia Hospital Authority	02.14	Malignant neoplasms of ill-defined, other secondary and unspecified sites	1	1	381.89	0.07%
00532	West Volusia Hospital Authority	02.18	In situ neoplasms	2	6	372.14	0.07%
00532	West Volusia Hospital Authority	12.09	Other disorders of the skin and subcutaneous tissue	3	4	365.31	0.06%
00532	West Volusia Hospital Authority	12.07	Disorders of skin appendages	5	6	358.43	0.06%
00532	West Volusia Hospital Authority	19.14	Burns and corrosions of external body surface, specified by site	1	1	357.68	0.06%
00532	West Volusia Hospital Authority	05.03	Schizophrenia, schizotypal, delusional, and other non-mood psychotic disorders	2	3	327.79	0.06%
00532	West Volusia Hospital Authority	02.20	Neoplasms of uncertain behavior, polycythemia vera and myelodysplastic...	2	2	314.24	0.06%
00532	West Volusia Hospital Authority	19.04	Injuries to the abdomen, lower back, lumbar spine, pelvis and external genitals	2	3	312.92	0.06%
00532	West Volusia Hospital Authority	05.01	Mental disorders due to known physiological conditions	2	3	306.93	0.05%
00532	West Volusia Hospital Authority	01.15	Other viral diseases	1	2	275.78	0.05%
00532	West Volusia Hospital Authority	18.05	Symptoms and signs involving the genitourinary system	5	5	267.25	0.05%
00532	West Volusia Hospital Authority	19.07	Injuries to the wrist, hand and fingers	3	4	261.97	0.05%
00532	West Volusia Hospital Authority	13.18	Intraoperative and postprocedural complications and disorders of...	1	2	257.49	0.05%
00532	West Volusia Hospital Authority	21.07	Persons with potential health hazards related to communicable diseases	4	6	239.00	0.04%
00532	West Volusia Hospital Authority	19.12	Injury of unspecified body region	1	2	238.60	0.04%
00532	West Volusia Hospital Authority	07.02	Disorders of conjunctiva	2	2	238.27	0.04%
00532	West Volusia Hospital Authority	10.03	Other acute lower respiratory infections	1	1	234.05	0.04%
00532	West Volusia Hospital Authority	12.04	Papulosquamous disorders	1	1	227.58	0.04%
00532	West Volusia Hospital Authority	13.16	Chondropathies	1	1	225.90	0.04%
00532	West Volusia Hospital Authority	09.05	Pulmonary heart disease and diseases of pulmonary circulation	1	2	221.07	0.04%
00532	West Volusia Hospital Authority	03.04	Coagulation defects, purpura and other hemorrhagic conditions	2	2	209.14	0.04%
00532	West Volusia Hospital Authority	01.14	Human immunodeficiency virus [HIV] disease	2	2	198.36	0.04%
00532	West Volusia Hospital Authority	06.03	Extrapyramidal and movement disorders	2	2	165.60	0.03%
00532	West Volusia Hospital Authority	09.02	Chronic rheumatic heart diseases	1	1	163.50	0.03%
00532	West Volusia Hospital Authority	07.10	Visual disturbances and blindness	1	1	161.52	0.06%
00532	West Volusia Hospital Authority	14.11	Intraoperative and postprocedural complications and disorders of...	1	1	154.30	0.03%
00532	West Volusia Hospital Authority	06.04	Other degenerative diseases of the nervous system	1	1	131.42	0.05%
00532	West Volusia Hospital Authority	05.06	Behavioral syndromes associated with physiological disturbances and...	1	1	131.33	0.02%
00532	West Volusia Hospital Authority	18.10	Abnormal findings on examination of urine, without diagnosis	2	2	127.94	0.02%

Requested by: ReportScheduler from p316 data [P316]

Generated at: 04:08:55 on 01 November 2021



Cost of Minor

Block of Business ID: EBMSI
Client ID: 00532
Paid Date: 10/1/2021 to 10/31/2021

Products: MM, DE, RX, VI

ClientId	Client Name	CategoryId	Category Description	Unique Patients	Claim Count	Paid Amount	Percent of Total
00532	West Volusia Hospital Authority	07.08	Disorders of optic nerve and visual pathways	1	1	124.67	0.02%
00532	West Volusia Hospital Authority	19.02	Injuries to the neck	1	1	106.12	0.04%
00532	West Volusia Hospital Authority	05.07	Disorders of adult personality and behavior	1	1	87.80	0.02%
00532	West Volusia Hospital Authority	06.08	Polyneuropathies and other disorders of the peripheral nervous system	1	1	82.80	0.01%
00532	West Volusia Hospital Authority	02.05	Melanoma and other malignant neoplasms of skin	2	3	78.44	0.01%
00532	West Volusia Hospital Authority	15.04	Other maternal disorders predominantly related to pregnancy	1	1	72.93	0.01%
00532	West Volusia Hospital Authority	01.01	Intestinal infectious diseases	1	1	65.23	0.02%
00532	West Volusia Hospital Authority	08.01	Diseases of external ear	1	1	57.82	0.01%
00532	West Volusia Hospital Authority	19.01	Injuries to the head	1	1	57.55	0.02%
00532	West Volusia Hospital Authority	02.01	Malignant neoplasms of lip, oral cavity and pharynx	1	2	30.92	0.01%
00532	West Volusia Hospital Authority	18.13	Abnormal tumor markers	1	1	23.13	0.00%
00532	West Volusia Hospital Authority	15.09	Other obstetric conditions, not elsewhere classified	1	1	18.66	0.00%
00532	West Volusia Hospital Authority	02.03	Malignant neoplasms of respiratory and intrathoracic organs	1	1	6.89	0.00%
				1171	1635	563,096.47	100.00%



Cost of Minor

Block of Business ID: EBMSI
Client ID: 00532
Paid Date: 1/1/2021 to 10/31/2021

Products: MM, DE, RX, VI

ClientId	Client Name	CategoryId	Category Description	Unique Patients	Claim Count	Paid Amount	Percent of Total
00532	West Volusia Hospital Authority	02.08	Malignant neoplasms of breast	16	211	239,895.32	4.96%
00532	West Volusia Hospital Authority	09.06	Other forms of heart disease	92	262	230,344.21	4.76%
00532	West Volusia Hospital Authority	21.09	Encounters for other specific health care	40	141	195,566.37	4.04%
00532	West Volusia Hospital Authority	18.02	Symptoms and signs involving the digestive system and abdomen	264	705	186,790.22	3.86%
00532	West Volusia Hospital Authority	21.01	Persons encountering health services for examinations	708	1202	175,399.09	3.62%
00532	West Volusia Hospital Authority	09.04	Ischemic heart diseases	53	120	165,944.70	3.43%
00532	West Volusia Hospital Authority	11.02	Diseases of esophagus, stomach and duodenum	154	552	165,352.76	3.42%
00532	West Volusia Hospital Authority	22.1	Emergency Use 2019-nCoV acute respiratory disease	45	149	161,552.37	3.34%
00532	West Volusia Hospital Authority	13.10	Other dorsopathies	213	812	138,521.25	2.86%
00532	West Volusia Hospital Authority	04.02	Diabetes mellitus	284	831	133,300.51	2.75%
00532	West Volusia Hospital Authority	05.04	Mood [affective] disorders	162	1015	130,039.80	2.69%
00532	West Volusia Hospital Authority	11.06	Other diseases of intestines	115	294	124,086.66	2.56%
00532	West Volusia Hospital Authority	13.09	Spondylopathies	117	374	122,492.75	2.53%
00532	West Volusia Hospital Authority	18.01	Symptoms and signs involving the circulatory and respiratory systems	228	570	122,210.75	2.53%
00532	West Volusia Hospital Authority	11.04	Hernia	31	90	117,380.04	2.43%
00532	West Volusia Hospital Authority	14.10	Noninflammatory disorders of female genital tract	131	368	116,963.71	2.42%
00532	West Volusia Hospital Authority	13.04	Osteoarthritis	107	244	109,781.99	2.27%
00532	West Volusia Hospital Authority	02.19	Benign neoplasms, except benign neuroendocrine tumors	131	256	107,079.93	2.21%
00532	West Volusia Hospital Authority	02.11	Malignant neoplasms of urinary tract	7	65	95,322.06	1.97%
00532	West Volusia Hospital Authority	03.05	Other disorders of blood and blood-forming organs	28	151	94,281.76	1.95%
00532	West Volusia Hospital Authority	13.13	Other soft tissue disorders	161	362	86,581.95	1.79%
00532	West Volusia Hospital Authority	04.09	Metabolic disorders	228	383	69,047.81	1.43%
00532	West Volusia Hospital Authority	13.05	Other joint disorders	169	547	59,910.26	1.24%
00532	West Volusia Hospital Authority	10.04	Other diseases of upper respiratory tract	46	116	55,485.37	1.15%
00532	West Volusia Hospital Authority	09.08	Diseases of arteries, arterioles and capillaries	34	99	53,864.02	1.11%
00532	West Volusia Hospital Authority	07.04	Disorders of lens	50	145	52,957.36	1.09%
00532	West Volusia Hospital Authority	06.06	Episodic and paroxysmal disorders	81	177	50,203.96	1.04%
00532	West Volusia Hospital Authority	18.08	General symptoms and signs	138	270	46,754.95	0.97%
00532	West Volusia Hospital Authority	01.04	Other bacterial diseases	15	70	44,501.51	0.92%
00532	West Volusia Hospital Authority	11.05	Noninfective enteritis and colitis	18	74	42,953.01	0.89%

Requested by: ReportScheduler from p316 data [P316]

Generated at: 04:10:26 on 01 November 2021



Cost of Minor

Block of Business ID: EBMSI
 Client ID: 00532
 Paid Date: 1/1/2021 to 10/31/2021

Products: MM, DE, RX, VI

ClientId	Client Name	CategoryId	Category Description	Unique Patients	Claim Count	Paid Amount	Percent of Total
00532	West Volusia Hospital Authority	18.12	Abnormal findings on diagnostic imaging and in function studies, without...	130	182	42,857.03	0.89%
00532	West Volusia Hospital Authority	09.09	Diseases of veins, lymphatic vessels and lymph nodes, not elsewhere classified	31	97	42,056.82	0.87%
00532	West Volusia Hospital Authority	09.03	Hypertensive diseases	204	334	40,185.55	0.83%
00532	West Volusia Hospital Authority	10.05	Chronic lower respiratory diseases	85	289	38,187.67	0.79%
00532	West Volusia Hospital Authority	03.01	Nutritional anemias	48	231	37,435.13	0.77%
00532	West Volusia Hospital Authority	14.06	Other diseases of the urinary system	55	121	34,654.91	0.72%
00532	West Volusia Hospital Authority	19.22	Complications of surgical and medical care, not elsewhere classified	12	27	33,732.85	0.70%
00532	West Volusia Hospital Authority	11.08	Diseases of liver	75	144	33,723.54	0.70%
00532	West Volusia Hospital Authority	19.09	Injuries to the knee and lower leg	24	63	31,236.55	0.65%
00532	West Volusia Hospital Authority	11.09	Disorders of gallbladder, biliary tract and pancreas	33	82	30,876.19	0.64%
00532	West Volusia Hospital Authority	14.03	Acute kidney failure and chronic kidney disease	68	223	30,399.97	0.63%
00532	West Volusia Hospital Authority	21.15	Persons with potential health hazards related to family and personal history...	111	229	29,378.86	0.61%
00532	West Volusia Hospital Authority	14.08	Disorders of breast	82	106	28,083.97	0.58%
00532	West Volusia Hospital Authority	09.07	Cerebrovascular diseases	33	95	27,043.56	0.56%
00532	West Volusia Hospital Authority	05.05	Anxiety, dissociative, stress-related, somatoform and other nonpsychotic...	65	235	25,804.94	0.53%
00532	West Volusia Hospital Authority	14.07	Diseases of male genital organs	23	49	25,118.38	0.52%
00532	West Volusia Hospital Authority	10.11	Other diseases of the respiratory system	26	93	25,004.80	0.52%
00532	West Volusia Hospital Authority	18.03	Symptoms and signs involving the skin and subcutaneous tissue	61	96	24,925.58	0.52%
00532	West Volusia Hospital Authority	14.04	Urolithiasis	20	51	23,514.96	0.49%
00532	West Volusia Hospital Authority	10.10	Intraoperative and postprocedural complications and disorders of respiratory...	1	1	23,384.51	0.48%
00532	West Volusia Hospital Authority	14.02	Renal tubulo-interstitial diseases	7	31	22,987.25	0.47%
00532	West Volusia Hospital Authority	12.01	Infections of the skin and subcutaneous tissue	38	80	20,083.47	0.41%
00532	West Volusia Hospital Authority	18.09	Abnormal findings on examination of blood, without diagnosis	99	153	19,979.86	0.41%
00532	West Volusia Hospital Authority	03.03	Aplastic and other anemias and other bone marrow failure syndromes	40	97	19,749.50	0.41%
00532	West Volusia Hospital Authority	19.05	Injuries to the shoulder and upper arm	11	44	19,439.28	0.40%
00532	West Volusia Hospital Authority	02.02	Malignant neoplasms of digestive organs	7	106	19,042.76	0.39%
00532	West Volusia Hospital Authority	02.17	Malignant neoplasms of lymphoid, hematopoietic and related tissue	6	25	17,799.23	0.37%
00532	West Volusia Hospital Authority	19.06	Injuries to the elbow and forearm	3	54	16,954.51	0.35%
00532	West Volusia Hospital Authority	18.06	Symptoms and signs involving cognition, perception, emotional state and...	45	73	16,675.87	0.34%
00532	West Volusia Hospital Authority	05.02	Mental and behavioral disorders due to psychoactive substance use	36	81	16,576.26	0.34%

Requested by: ReportScheduler from p316 data [P316]

Generated at: 04:10:26 on 01 November 2021



Cost of Minor

Block of Business ID: EBMSI
 Client ID: 00532
 Paid Date: 1/1/2021 to 10/31/2021

Products: MM, DE, RX, VI

ClientId	Client Name	CategoryId	Category Description	Unique Patients	Claim Count	Paid Amount	Percent of Total
00532	West Volusia Hospital Authority	04.01	Disorders of thyroid gland	92	146	16,529.54	0.34%
00532	West Volusia Hospital Authority	09.05	Pulmonary heart disease and diseases of pulmonary circulation	10	49	16,365.49	0.34%
00532	West Volusia Hospital Authority	02.05	Melanoma and other malignant neoplasms of skin	14	59	15,970.38	0.33%
00532	West Volusia Hospital Authority	19.08	Injuries to the hip and thigh	7	14	15,578.34	0.32%
00532	West Volusia Hospital Authority	13.08	Deforming dorsopathies	18	61	15,446.72	0.32%
00532	West Volusia Hospital Authority	02.09	Malignant neoplasms of female genital organs	5	71	14,548.78	0.30%
00532	West Volusia Hospital Authority	15.02	Supervision of high risk pregnancy	16	173	14,453.69	0.30%
00532	West Volusia Hospital Authority	12.07	Disorders of skin appendages	20	33	14,293.79	0.30%
00532	West Volusia Hospital Authority	06.11	Other disorders of the nervous system	54	123	14,131.53	0.29%
00532	West Volusia Hospital Authority	01.01	Intestinal infectious diseases	9	11	14,073.41	0.29%
00532	West Volusia Hospital Authority	07.06	Glaucoma	42	70	14,071.47	0.29%
00532	West Volusia Hospital Authority	11.03	Diseases of appendix	2	6	11,759.90	0.24%
00532	West Volusia Hospital Authority	21.07	Persons with potential health hazards related to communicable diseases	29	40	11,671.85	0.24%
00532	West Volusia Hospital Authority	11.10	Other diseases of the digestive system	9	21	11,492.20	0.24%
00532	West Volusia Hospital Authority	05.09	Pervasive and specific developmental disorders	2	3	11,250.81	0.23%
00532	West Volusia Hospital Authority	21.08	Persons encountering health services in circumstances related to reproduction	37	147	11,210.29	0.23%
00532	West Volusia Hospital Authority	06.07	Nerve, nerve root and plexus disorders	18	51	10,915.87	0.23%
00532	West Volusia Hospital Authority	12.09	Other disorders of the skin and subcutaneous tissue	36	84	10,503.75	0.22%
00532	West Volusia Hospital Authority	13.15	Other osteopathies	9	17	10,219.04	0.21%
00532	West Volusia Hospital Authority	02.10	Malignant neoplasms of male genital organs	4	57	9,765.79	0.20%
00532	West Volusia Hospital Authority	11.07	Diseases of peritoneum and retroperitoneum	2	19	8,809.81	0.18%
00532	West Volusia Hospital Authority	18.11	Abnormal findings on examination of other body fluids, substances and...	30	85	8,780.24	0.18%
00532	West Volusia Hospital Authority	08.02	Diseases of middle ear and mastoid	8	16	8,084.01	0.17%
00532	West Volusia Hospital Authority	13.14	Disorders of bone density and structure	29	86	7,898.70	0.16%
00532	West Volusia Hospital Authority	02.01	Malignant neoplasms of lip, oral cavity and pharynx	1	38	7,650.39	0.16%
00532	West Volusia Hospital Authority	13.03	Inflammatory polyarthropathies	35	78	7,541.47	0.16%
00532	West Volusia Hospital Authority	07.02	Disorders of conjunctiva	10	19	7,533.39	0.16%
00532	West Volusia Hospital Authority	18.04	Symptoms and signs involving the nervous and musculoskeletal systems	32	60	7,516.91	0.16%
00532	West Volusia Hospital Authority	02.20	Neoplasms of uncertain behavior, polycythemia vera and myelodysplastic...	33	60	7,490.26	0.15%
00532	West Volusia Hospital Authority	03.04	Coagulation defects, purpura and other hemorrhagic conditions	15	79	7,468.71	0.15%

Requested by: ReportScheduler from p316 data [P316]

Generated at: 04:10:26 on 01 November 2021



Cost of Minor

Block of Business ID: EBMSI
Client ID: 00532
Paid Date: 1/1/2021 to 10/31/2021

Products: MM, DE, RX, VI

ClientId	Client Name	CategoryId	Category Description	Unique Patients	Claim Count	Paid Amount	Percent of Total
00532	West Volusia Hospital Authority	07.01	Disorders of eyelid, lacrimal system and orbit	32	49	6,377.82	0.13%
00532	West Volusia Hospital Authority	12.03	Dermatitis and eczema	33	53	6,364.45	0.13%
00532	West Volusia Hospital Authority	05.03	Schizophrenia, schizotypal, delusional, and other non-mood psychotic disorders	15	65	6,188.82	0.13%
00532	West Volusia Hospital Authority	19.04	Injuries to the abdomen, lower back, lumbar spine, pelvis and external genitals	15	46	6,150.87	0.13%
00532	West Volusia Hospital Authority	01.14	Human immunodeficiency virus [HIV] disease	14	50	5,912.59	0.12%
00532	West Volusia Hospital Authority	13.12	Disorders of synovium and tendon	19	39	5,885.69	0.12%
00532	West Volusia Hospital Authority	19.10	Injuries to the ankle and foot	21	35	5,674.27	0.12%
00532	West Volusia Hospital Authority	07.07	Disorders of vitreous body and globe	14	22	5,615.13	0.12%
00532	West Volusia Hospital Authority	04.07	Other nutritional deficiencies	52	66	5,545.84	0.11%
00532	West Volusia Hospital Authority	15.06	Complications of labor and delivery	4	4	5,503.87	0.11%
00532	West Volusia Hospital Authority	02.14	Malignant neoplasms of ill-defined, other secondary and unspecified sites	5	25	5,412.28	0.11%
00532	West Volusia Hospital Authority	19.03	Injuries to the thorax	6	8	5,236.99	0.11%
00532	West Volusia Hospital Authority	18.05	Symptoms and signs involving the genitourinary system	42	64	4,781.97	0.10%
00532	West Volusia Hospital Authority	08.04	Other disorders of ear	20	40	4,665.72	0.10%
00532	West Volusia Hospital Authority	19.01	Injuries to the head	10	17	4,634.41	0.10%
00532	West Volusia Hospital Authority	01.13	Viral hepatitis	19	37	4,607.67	0.10%
00532	West Volusia Hospital Authority	14.05	Other disorders of kidney and ureter	25	48	4,484.25	0.09%
00532	West Volusia Hospital Authority	13.11	Disorders of muscles	16	39	4,257.26	0.09%
00532	West Volusia Hospital Authority	07.03	Disorders of sclera, cornea, iris and ciliary body	9	14	4,242.33	0.09%
00532	West Volusia Hospital Authority	01.16	Mycoses	30	37	4,207.29	0.09%
00532	West Volusia Hospital Authority	10.02	Influenza and pneumonia	16	41	3,936.74	0.08%
00532	West Volusia Hospital Authority	04.04	Disorders of other endocrine glands	16	25	3,851.59	0.08%
00532	West Volusia Hospital Authority	14.11	Intraoperative and postprocedural complications and disorders of...	1	2	3,586.10	0.07%
00532	West Volusia Hospital Authority	02.06	Malignant neoplasms of mesothelial and soft tissue	1	9	3,128.81	0.06%
00532	West Volusia Hospital Authority	14.09	Inflammatory diseases of female pelvic organs	13	16	2,822.79	0.06%
00532	West Volusia Hospital Authority	15.04	Other maternal disorders predominantly related to pregnancy	11	47	2,723.06	0.06%
00532	West Volusia Hospital Authority	19.07	Injuries to the wrist, hand and fingers	17	28	2,446.58	0.05%
00532	West Volusia Hospital Authority	17.08	Congenital malformations of the urinary system	2	3	2,426.74	0.05%
00532	West Volusia Hospital Authority	02.18	In situ neoplasms	6	19	2,392.47	0.05%
00532	West Volusia Hospital Authority	19.20	Other and unspecified effects of external causes	6	8	2,226.82	0.05%

Requested by: ReportScheduler from p316 data [P316]

Generated at: 04:10:26 on 01 November 2021

Cost of Minor

Block of Business ID: EBMSI
 Client ID: 00532
 Paid Date: 1/1/2021 to 10/31/2021

Products: MM, DE, RX, VI

ClientId	Client Name	CategoryId	Category Description	Unique Patients	Claim Count	Paid Amount	Percent of Total
00532	West Volusia Hospital Authority	10.01	Acute upper respiratory infections	10	14	2,166.82	0.04%
00532	West Volusia Hospital Authority	07.05	Disorders of choroid and retina	9	12	2,138.58	0.04%
00532	West Volusia Hospital Authority	13.01	Infectious arthropathies	2	21	2,108.90	0.04%
00532	West Volusia Hospital Authority	05.07	Disorders of adult personality and behavior	4	20	2,066.38	0.04%
00532	West Volusia Hospital Authority	01.15	Other viral diseases	6	9	2,007.72	0.04%
00532	West Volusia Hospital Authority	12.05	Urticaria and erythema	8	11	1,770.85	0.04%
00532	West Volusia Hospital Authority	13.07	Systemic connective tissue disorders	11	19	1,727.60	0.04%
00532	West Volusia Hospital Authority	06.03	Extrapyramidal and movement disorders	7	16	1,645.51	0.03%
00532	West Volusia Hospital Authority	18.10	Abnormal findings on examination of urine, without diagnosis	16	23	1,597.37	0.03%
00532	West Volusia Hospital Authority	04.08	Overweight, obesity and other hyperalimentation	4	8	1,560.56	0.03%
00532	West Volusia Hospital Authority	11.01	Diseases of oral cavity and salivary glands	9	13	1,542.14	0.03%
00532	West Volusia Hospital Authority	08.03	Diseases of inner ear	2	13	1,533.82	0.03%
00532	West Volusia Hospital Authority	18.07	Symptoms and signs involving speech and voice	5	12	1,439.17	0.03%
00532	West Volusia Hospital Authority	01.11	Viral infections characterized by skin and mucous membrane lesions	10	10	1,271.21	0.03%
00532	West Volusia Hospital Authority	09.02	Chronic rheumatic heart diseases	11	12	1,252.69	0.03%
00532	West Volusia Hospital Authority	12.06	Radiation-related disorders of the skin and subcutaneous tissue	9	10	1,246.40	0.03%
00532	West Volusia Hospital Authority	13.16	Chondropathies	3	6	1,233.80	0.03%
00532	West Volusia Hospital Authority	01.21	Bacterial and viral infectious agents	8	11	1,194.49	0.02%
00532	West Volusia Hospital Authority	07.10	Visual disturbances and blindness	8	11	1,193.41	0.02%
00532	West Volusia Hospital Authority	01.05	Infections with a predominantly sexual mode of transmission	5	7	1,183.51	0.02%
00532	West Volusia Hospital Authority	05.06	Behavioral syndromes associated with physiological disturbances and...	8	10	1,145.52	0.02%
00532	West Volusia Hospital Authority	06.04	Other degenerative diseases of the nervous system	9	10	1,122.75	0.02%
00532	West Volusia Hospital Authority	17.03	Congenital malformations of the circulatory system	4	12	982.84	0.02%
00532	West Volusia Hospital Authority	15.05	Maternal care related to the fetus and amniotic cavity and possible delivery...	6	10	888.87	0.02%
00532	West Volusia Hospital Authority	02.13	Malignant neoplasms of thyroid and other endocrine glands	3	8	755.02	0.02%
00532	West Volusia Hospital Authority	10.07	Other respiratory diseases principally affecting the interstitium	6	9	750.93	0.02%
00532	West Volusia Hospital Authority	15.09	Other obstetric conditions, not elsewhere classified	8	15	730.05	0.02%
00532	West Volusia Hospital Authority	12.04	Papulosquamous disorders	5	6	716.89	0.01%
00532	West Volusia Hospital Authority	19.12	Injury of unspecified body region	3	4	686.53	0.01%
00532	West Volusia Hospital Authority	13.18	Intraoperative and postprocedural complications and disorders of...	2	7	640.60	0.01%

Requested by: ReportScheduler from p316 data [P316]

Generated at: 04:10:26 on 01 November 2021

Cost of Minor

Block of Business ID: EBMSI
 Client ID: 00532
 Paid Date: 1/1/2021 to 10/31/2021

Products: MM, DE, RX, VI

ClientId	Client Name	CategoryId	Category Description	Unique Patients	Claim Count	Paid Amount	Percent of Total
00532	West Volusia Hospital Authority	07.08	Disorders of optic nerve and visual pathways	4	5	625.06	0.01%
00532	West Volusia Hospital Authority	09.10	Other and unspecified disorders of the circulatory system	5	7	613.59	0.01%
00532	West Volusia Hospital Authority	19.18	Poisoning by, adverse effects of and underdosing of drugs, medicaments and...	4	7	608.82	0.01%
00532	West Volusia Hospital Authority	18.13	Abnormal tumor markers	10	12	593.54	0.01%
00532	West Volusia Hospital Authority	05.01	Mental disorders due to known physiological conditions	2	6	570.33	0.01%
00532	West Volusia Hospital Authority	05.10	Behavioral and emotional disorders with onset usually occurring in childhood...	2	4	546.21	0.01%
00532	West Volusia Hospital Authority	06.08	Polyneuropathies and other disorders of the peripheral nervous system	4	5	508.35	0.01%
00532	West Volusia Hospital Authority	17.10	Other congenital malformations	2	3	432.95	0.01%
00532	West Volusia Hospital Authority	17.09	Congenital malformations and deformations of the musculoskeletal system	2	3	377.46	0.01%
00532	West Volusia Hospital Authority	08.01	Diseases of external ear	3	4	371.31	0.01%
00532	West Volusia Hospital Authority	19.14	Burns and corrosions of external body surface, specified by site	1	1	357.68	0.01%
00532	West Volusia Hospital Authority	04.06	Malnutrition	1	1	351.39	0.01%
00532	West Volusia Hospital Authority	19.02	Injuries to the neck	1	2	327.81	0.01%
00532	West Volusia Hospital Authority	15.01	Pregnancy with abortive outcome	1	12	315.99	0.01%
00532	West Volusia Hospital Authority	01.22	Other infectious diseases	1	1	268.38	0.01%
00532	West Volusia Hospital Authority	10.06	Lung diseases due to external agents	1	2	240.94	0.00%
00532	West Volusia Hospital Authority	10.03	Other acute lower respiratory infections	1	1	234.05	0.00%
00532	West Volusia Hospital Authority	04.10	Postprocedural endocrine and metabolic complications and disorders, not...	1	2	199.28	0.00%
00532	West Volusia Hospital Authority	06.10	Cerebral palsy and other paralytic syndromes	1	2	194.37	0.00%
00532	West Volusia Hospital Authority	21.02	Genetic carrier and genetic susceptibility to disease	1	1	180.84	0.00%
00532	West Volusia Hospital Authority	10.09	Other diseases of the pleura	8	11	166.65	0.00%
00532	West Volusia Hospital Authority	06.09	Diseases of myoneural junction and muscle	1	2	165.60	0.00%
00532	West Volusia Hospital Authority	07.09	Disorders of ocular muscles, binocular movement, accommodation and...	1	1	157.15	0.00%
00532	West Volusia Hospital Authority	13.06	Dentofacial anomalies [including malocclusion] and other disorders of jaw	1	1	154.30	0.00%
00532	West Volusia Hospital Authority	01.19	Pediculosis, acariasis and other infestations	2	3	125.94	0.00%
00532	West Volusia Hospital Authority	21.14	Persons encountering health services in other circumstances	2	2	120.75	0.00%
00532	West Volusia Hospital Authority	17.11	Chromosomal abnormalities, not elsewhere classified	1	1	106.05	0.00%
00532	West Volusia Hospital Authority	13.21	Chronic Gout	2	2	95.00	0.00%
00532	West Volusia Hospital Authority	07.11	Other disorders of eye and adnexa	1	1	88.26	0.00%
00532	West Volusia Hospital Authority	14.01	Glomerular diseases	1	1	82.80	0.00%

Requested by: ReportScheduler from p316 data [P316]

Generated at: 04:10:26 on 01 November 2021



Cost of Minor

Block of Business ID: EBMSI
Client ID: 00532
Paid Date: 1/1/2021 to 10/31/2021

Products: MM, DE, RX, VI

ClientId	Client Name	CategoryId	Category Description	Unique Patients	Claim Count	Paid Amount	Percent of Total
00532	West Volusia Hospital Authority	02.22	Neoplasms of unspecified behavior	1	2	75.54	0.00%
00532	West Volusia Hospital Authority	01.18	Helminthiasis	1	1	65.23	0.00%
00532	West Volusia Hospital Authority	19.19	Toxic effects of substances chiefly nonmedicinal as to source	1	1	61.06	0.00%
00532	West Volusia Hospital Authority	16.09	Digestive system disorders of newborn	1	1	57.55	0.00%
00532	West Volusia Hospital Authority	21.06	Hormone sensitivity malignancy status	1	1	39.47	0.00%
00532	West Volusia Hospital Authority	02.03	Malignant neoplasms of respiratory and intrathoracic organs	1	1	6.89	0.00%
00532	West Volusia Hospital Authority	19.13	Effects of foreign body entering through natural orifice	2	2	-67.61	0.00%
				6740	17343	4,839,497.87	100.00%



Summary of Claims Paid By Location

Block of Business ID: EBMSI
Client ID: 00532

Paid Date: 10/1/2021 to 10/31/2021

Description	Claims	Medical	Dental	Vision	Prescription	Disability	Total Paid
00532-West Volusia Hospital Authority							
DeLand	5	0.00	0.00	0.00	0.00	0.00	0.00
Deltona	3	26,895.87	0.00	0.00	0.00	0.00	26,895.87
miCareDeLand	1335	238,817.00	0.00	0.00	0.00	0.00	238,817.00
miCareDeltona	1499	285,964.60	0.00	0.00	0.00	0.00	285,964.60
miCarePierse	112	11,419.00	0.00	0.00	0.00	0.00	11,419.00
00532 Totals:	2954	563,096.47	0.00	0.00	0.00	0.00	563,096.47



Summary of Claims Paid By Location

Block of Business ID: EBMSI
Client ID: 00532

Paid Date: 1/1/2021 to 10/31/2021

Description	Claims	Medical	Dental	Vision	Prescription	Disability	Total Paid
00532-West Volusia Hospital Authority							
DeLand	396	57,720.73	0.00	0.00	0.00	0.00	57,720.73
Deltona	477	133,850.20	0.00	0.00	0.00	0.00	133,850.20
miCareDeLand	15989	2,120,767.16	0.00	0.00	0.00	0.00	2,120,767.16
miCareDeltona	16446	2,301,263.02	0.00	0.00	0.00	0.00	2,301,263.02
miCarePierse	1565	213,104.18	0.00	0.00	0.00	0.00	213,104.18
Pierson	71	12,792.58	0.00	0.00	0.00	0.00	12,792.58
00532 Totals:	34944	4,839,497.87	0.00	0.00	0.00	0.00	4,839,497.87



Top Providers by Paid Amount for Tins: '550799729'

Block of Business ID: EBMSI
Client ID: 00532

Paid Date: 10/1/2021 to 10/31/2021

Tin	NPI	Provider	City	State	Specialty	Claim Count	Billed Charges	Over UCR	PPO Discount	Allowed	Plan Paid	Patient Resp
55-0799729	1396282208	NEFHS Daytona	South Daytona	FL	Hospital	2	90.00	0.00	0.00	90.00	0.00	0.00
55-0799729	1750546313	NEFHS Deltona 2160 Howland...	Deltona	FL	Hospital	1	132.00	0.00	0.00	132.00	0.00	0.00



Top Providers by Paid Amount for Tins: '550799729'

Block of Business ID: EBMSI
Client ID: 00532

Paid Date: 1/1/2021 to 10/31/2021

Tin	NPI	Provider	City	State	Specialty	Claim Count	Billed Charges	Over UCR	PPO Discount	Allowed	Plan Paid	Patient Resp
55-0799729	1750546313	NEFHS Deltona 2160	Deltona	FL	Hospital	37	344.00	0.00	633.23	-289.23	1,870.09	70.00
55-0799729	1407026016	NEFHS Deland	Deland	FL	Hospital	24	726.00	0.00	80.80	862.00	854.38	25.00
55-0799729	1992792311	Nefhs Pierson	Pierson	FL	Clinic	13	377.50	0.00	63.05	191.95	463.79	20.00
55-0799729	1467907626	Family Health Source	Deland	FL	Family Practice	2	0.00	0.00	0.00	0.00	117.50	5.00
55-0799729	1992792311	NDFHS Administration	Deland	FL	Hospital	2	0.00	0.00	-4.12	107.52	107.52	0.00
55-0799729	1467907626	NEFHS Deland 1205	Deland	FL	Hospital	34	3,519.32	0.00	5.94	3,468.38	19.06	0.00
55-0799729	1407026016	NEFHS Deland DO Not Use	Deland	FL	Hospital	3	436.10	0.00	0.00	436.10	0.00	0.00
55-0799729	1407026016	DO Not Use NEFHS Deland Do...	Deland	FL	Hospital	2	245.00	0.00	0.00	245.00	0.00	0.00
55-0799729	1750546313	NEFHS Deltona 2160 Howland...	Deltona	FL	Hospital	3	377.00	0.00	0.00	377.00	0.00	0.00
55-0799729	1396282208	NEFHS Daytona	South Daytona	FL	Hospital	3	172.00	0.00	0.00	172.00	0.00	0.00



Top Providers by Paid Amount for Tins: '204552956'

Block of Business ID: EBMSI
Client ID: 00532

Paid Date: 10/1/2021 to 10/31/2021

Tin	NPI	Provider	City	State	Specialty	Claim Count	Billed Charges	Over UCR	PPO Discount	Allowed	Plan Paid	Patient Resp
20-4552956	1942540356	Micare LLC	Billings	MT	Clinic	692	0.00	0.00	0.00	0.00	0.00	0.00



Top Providers by Paid Amount for Tins: '204552956'

Block of Business ID: EBMSI
Client ID: 00532

Paid Date: 1/1/2021 to 10/31/2021

Tin	NPI	Provider	City	State	Specialty	Claim Count	Billed Charges	Over UCR	PPO Discount	Allowed	Plan Paid	Patient Resp
20-4552956	1942540356	Micare LLC	Billings	MT	Clinic	8059	0.00	0.00	0.00	0.00	0.00	0.00

CLAIMS PAID BY MONTH

Paid Date: 1/1/21 to 10/31/21

Location Name	Month	Hospital	Laboratory	PCP	Specialty	Facility Physician	Total Claims Count	Total Paid Claims	Total Fixed Costs	Employee Count	PEPM Cost/ Employee	Hospital PEPM	Lab PEPM	PCP PEPM	Specialty PEPM	Facility PEPM
00532 - West Volusia Hospital Authority																
miCareDeLand	01-2021	\$0.00	\$3,019.53	\$0.00	\$49,132.91	\$0.00	429	\$52,152.44	\$0.00	1169	\$44.61	\$0.00	\$2.58	\$0.00	\$42.03	\$0.00
miCareDeLand	02-2021	\$0.00	\$11,639.77	\$0.00	\$83,073.60	\$0.00	692	\$94,713.37	\$0.00	1180	\$80.27	\$0.00	\$9.86	\$0.00	\$70.40	\$0.00
miCareDeLand	03-2021	\$399.64	\$19,342.96	\$0.00	\$62,106.24	\$0.00	804	\$81,848.84	\$0.00	1198	\$68.32	\$0.33	\$16.15	\$0.00	\$51.84	\$0.00
miCareDeLand	04-2021	\$11,384.91	\$18,064.94	\$0.00	\$155,406.21	\$2,382.30	1124	\$187,238.36	\$0.00	1206	\$155.26	\$9.44	\$14.98	\$0.00	\$128.86	\$1.98
miCareDeLand	05-2021	\$12,871.90	\$9,068.04	\$0.00	\$63,751.88	\$433.53	742	\$86,125.35	\$0.00	1133	\$76.02	\$11.36	\$8.00	\$0.00	\$56.27	\$0.38
miCareDeLand	06-2021	\$13,900.10	\$15,700.50	\$0.00	\$75,243.14	\$83.26	826	\$104,927.00	\$0.00	1065	\$98.52	\$13.05	\$14.74	\$0.00	\$70.65	\$0.08
miCareDeLand	07-2021	\$42,632.07	\$11,668.44	\$0.00	\$106,124.65	\$393.03	1057	\$160,818.19	\$0.00	980	\$164.10	\$43.50	\$11.91	\$0.00	\$108.29	\$0.40
miCareDeLand	08-2021	\$36,743.00	\$5,084.79	\$0.00	\$61,766.80	\$379.92	544	\$103,974.51	\$0.00	889	\$116.96	\$41.33	\$5.72	\$0.00	\$69.48	\$0.43
miCareDeLand	09-2021	\$83,000.04	\$11,786.57	\$0.00	\$70,548.00	\$1,975.06	823	\$167,309.67	\$0.00	812	\$206.05	\$102.22	\$14.52	\$0.00	\$86.88	\$2.43
miCareDeLand	10-2021	\$47,743.79	\$8,759.20	\$0.00	\$64,496.70	\$44.34	646	\$121,044.03	\$0.00	719	\$168.35	\$66.40	\$12.18	\$0.00	\$89.70	\$0.06
	Subtotal:	\$248,675.45	\$114,134.74	\$0.00	\$791,650.13	\$5,691.44	7687	\$1,160,151.76	\$0.00	10351	\$112.08	\$24.02	\$11.03	\$0.00	\$76.48	\$0.55
miCareDelton	01-2021	\$0.00	\$5,002.12	\$0.00	\$50,507.76	\$0.00	475	\$55,509.88	\$0.00	930	\$59.69	\$0.00	\$5.38	\$0.00	\$54.31	\$0.00
miCareDelton	02-2021	\$0.00	\$12,705.80	\$0.00	\$79,621.20	\$0.00	787	\$92,327.00	\$0.00	925	\$99.81	\$0.00	\$13.74	\$0.00	\$86.08	\$0.00
miCareDelton	03-2021	\$0.00	\$22,739.61	\$0.00	\$91,183.73	\$0.00	1054	\$113,923.34	\$0.00	919	\$123.96	\$0.00	\$24.74	\$0.00	\$99.22	\$0.00
miCareDelton	04-2021	\$44,699.87	\$19,260.88	\$0.00	\$177,755.94	\$669.76	1288	\$242,386.45	\$0.00	910	\$266.36	\$49.12	\$21.17	\$0.00	\$195.34	\$0.74
miCareDelton	05-2021	\$7,459.40	\$8,118.85	\$0.00	\$81,102.95	\$406.72	734	\$97,087.92	\$0.00	835	\$116.27	\$8.93	\$9.72	\$0.00	\$97.13	\$0.49
miCareDelton	06-2021	\$23,994.39	\$14,062.15	\$0.00	\$97,861.77	\$205.07	854	\$136,123.38	\$0.00	822	\$165.60	\$29.19	\$17.11	\$0.00	\$119.05	\$0.25
miCareDelton	07-2021	\$55,581.99	\$16,756.38	\$0.00	\$156,907.89	\$361.81	1109	\$229,608.07	\$0.00	762	\$301.32	\$72.94	\$21.99	\$0.00	\$205.92	\$0.47
miCareDelton	08-2021	\$9,981.21	\$10,189.12	\$0.00	\$62,888.02	\$319.95	682	\$83,378.30	\$0.00	708	\$117.77	\$14.10	\$14.39	\$0.00	\$88.82	\$0.45
miCareDelton	09-2021	\$5,583.24	\$13,554.50	\$0.00	\$107,152.41	\$161.12	879	\$126,451.27	\$0.00	641	\$197.27	\$8.71	\$21.15	\$0.00	\$167.16	\$0.25
miCareDelton	10-2021	\$46,583.95	\$13,699.60	\$0.00	\$79,178.36	\$170.35	741	\$139,632.26	\$0.00	592	\$235.87	\$78.69	\$23.14	\$0.00	\$133.75	\$0.29
	Subtotal:	\$193,884.05	\$136,089.01	\$0.00	\$984,160.03	\$2,294.78	8603	\$1,316,427.87	\$0.00	8044	\$163.65	\$24.10	\$16.92	\$0.00	\$122.35	\$0.29
miCarePierse	01-2021	\$0.00	\$388.73	\$0.00	\$2,732.55	\$0.00	48	\$3,121.28	\$0.00	129	\$24.20	\$0.00	\$3.01	\$0.00	\$21.18	\$0.00
miCarePierse	02-2021	\$0.00	\$634.66	\$0.00	\$3,668.53	\$0.00	57	\$4,303.19	\$0.00	128	\$33.62	\$0.00	\$4.96	\$0.00	\$28.66	\$0.00
miCarePierse	03-2021	\$0.00	\$1,998.05	\$0.00	\$4,171.58	\$0.00	106	\$6,169.63	\$0.00	130	\$47.46	\$0.00	\$15.37	\$0.00	\$32.09	\$0.00
miCarePierse	04-2021	\$220.22	\$2,982.07	\$0.00	\$11,722.15	\$0.00	160	\$14,924.44	\$0.00	130	\$114.80	\$1.69	\$22.94	\$0.00	\$90.17	\$0.00
miCarePierse	05-2021	\$8,298.47	\$354.99	\$0.00	\$6,850.16	\$0.00	65	\$15,503.62	\$0.00	123	\$126.05	\$87.47	\$2.89	\$0.00	\$55.69	\$0.00
miCarePierse	06-2021	\$108.37	\$1,959.75	\$0.00	\$5,208.06	\$350.60	78	\$7,626.78	\$0.00	118	\$64.63	\$0.92	\$16.61	\$0.00	\$44.14	\$2.97
miCarePierse	07-2021	\$1,536.27	\$1,087.01	\$0.00	\$9,630.37	\$0.00	74	\$12,253.65	\$0.00	110	\$111.40	\$13.97	\$9.88	\$0.00	\$87.55	\$0.00
miCarePierse	08-2021	\$10,482.40	\$78.08	\$0.00	\$9,577.83	\$0.00	51	\$20,138.31	\$0.00	98	\$205.49	\$106.96	\$0.80	\$0.00	\$97.73	\$0.00
miCarePierse	09-2021	\$4,362.27	\$1,564.50	\$0.00	\$7,460.94	\$7.39	90	\$13,395.10	\$0.00	82	\$163.35	\$53.20	\$19.08	\$0.00	\$90.99	\$0.09
miCarePierse	10-2021	\$394.33	\$434.22	\$0.00	\$7,638.02	\$7.39	59	\$8,473.96	\$0.00	74	\$114.51	\$5.33	\$5.87	\$0.00	\$103.22	\$0.10
	Subtotal:	\$25,402.33	\$11,482.06	\$0.00	\$68,660.19	\$365.38	788	\$105,909.96	\$0.00	1122	\$94.39	\$22.64	\$10.23	\$0.00	\$61.19	\$0.33
N/A	01-2021	\$0.00	\$0.00	\$0.00	\$0.00	\$0.00	0	\$0.00	\$268,812.50	0	\$0.00	\$0.00	\$0.00	\$0.00	\$0.00	\$0.00
N/A	03-2021	\$0.00	\$0.00	\$0.00	\$0.00	\$0.00	0	\$0.00	\$272,312.50	0	\$0.00	\$0.00	\$0.00	\$0.00	\$0.00	\$0.00
N/A	04-2021	\$0.00	\$0.00	\$0.00	\$0.00	\$0.00	0	\$0.00	\$172,375.00	0	\$0.00	\$0.00	\$0.00	\$0.00	\$0.00	\$0.00
N/A	05-2021	\$0.00	\$0.00	\$0.00	\$0.00	\$0.00	0	\$0.00	\$119,875.00	0	\$0.00	\$0.00	\$0.00	\$0.00	\$0.00	\$0.00
N/A	06-2021	\$0.00	\$0.00	\$0.00	\$0.00	\$0.00	0	\$0.00	\$111,375.00	0	\$0.00	\$0.00	\$0.00	\$0.00	\$0.00	\$0.00
N/A	07-2021	\$0.00	\$0.00	\$0.00	\$0.00	\$0.00	0	\$0.00	\$102,000.00	0	\$0.00	\$0.00	\$0.00	\$0.00	\$0.00	\$0.00
N/A	09-2021	\$0.00	\$0.00	\$0.00	\$0.00	\$0.00	0	\$0.00	\$44,825.50	0	\$0.00	\$0.00	\$0.00	\$0.00	\$0.00	\$0.00
N/A	10-2021	\$0.00	\$0.00	\$0.00	\$0.00	\$0.00	0	\$0.00	\$172,625.00	0	\$0.00	\$0.00	\$0.00	\$0.00	\$0.00	\$0.00
	Subtotal:	\$0.00	\$0.00	\$0.00	\$0.00	\$0.00	0	\$0.00	\$1,264,200.50	0	\$0.00	\$0.00	\$0.00	\$0.00	\$0.00	\$0.00
Total:		\$467,961.83	\$261,705.81	\$0.00	\$1,844,470.35	\$8,351.60	17078	\$2,582,489.59	\$1,264,200.50	19517	\$132.32	\$23.98	\$13.41	\$0.00	\$94.51	\$0.43

Parameters

Beginning Location:
Ending Location:
Paid Date: 1/1/2021-10/31/2021
Reporting Period: CLIENTYTD
Location: 000-zzzzz

** Census Count Comments: Membership is counted per location, per department, or per p



Board Meeting Updates:

- **Fascia Repair at DeLand Clinic**
 - Communicated with Marshal Bone their bid was accepted
 - Scheduling the work to be completed in December 2021.
- **Damage to Drive through**
 - Sent the estimates to Amazon insurance company
 - Waiting for approval
 - Schedule the work to happen in December 2021

WVHA miCare Clinic Deland and Deltona

October 2021 Report

miCare Utilization and Capacity

miCare Utilization and Capacity

Deland October	Capacity Available for Scheduled Appointments	Total Capacity Used for Scheduled Appointments	% of Total Capacity Scheduled for Appointments	Total Capacity Available for Unscheduled Appointments	% of Total Capacity Available for Appointments
2021	211	131	62%	80	38%

Deltona October	Capacity Available for Scheduled Appointments	Total Capacity Used for Scheduled Appointments	% of Total Capacity Scheduled for Appointments	Total Capacity Available for Unscheduled Appointments	% of Total Capacity Available for Appointments
2021	149	109	73%	40	23%

Deland and Deltona October	Capacity Available for Scheduled Appointments	Total Capacity Used for Scheduled Appointments	% of Total Capacity Scheduled for Appointments	Total Capacity Available for Unscheduled Appointments	% of Total Capacity Available for Appointments
2021	360	240	67%	120	33%

Total Hours Available: Total hours available for members to schedule, minus scheduled Admin Time

% Total Utilized Hours: Total time that has been scheduled (including "no-shows" since this time was unavailable for other members to schedule an appointment



miCare Utilization by Day of the Week

DeLand October	Monday	Tuesday	Wednesday	Thursday	Friday	Saturday
2021	73%	65%	65%	48%	60%	56%

Deltona October	Monday	Tuesday	Wednesday	Thursday	Friday
2021	73%	65%	Closed	79%	72%

Key Insights:

- Between the two clinics 67% of the available capacity was used for scheduled appointments; 33% of time was available for walk-ins and other unscheduled patient care activities
- “No Shows” is where patient didn’t attend their scheduled clinic appointment
 - DeLand - 8%
 - Deltona - 20% such no shows create systematic “waste” since this scheduled appointment slot was not available to other members
- Administrative Time (chart reviews, medication follow-ups, referrals, provider-to-provider communication; etc.) represent approx. 2% of total capacity and is in line with industry standard for this type of patient care model



miCare Member Migration

October 2021

	Total Unique Patients with Appointments	Total Eligible Membership	Penetration of Membership (%)
Total	638	1,296	49%

*The data above represents unique members, several of who had multiple clinic visits on month



miCare Visit Type Frequency

Deland

#	Visit Type Description	Visit Count	% of Total
1	Medication Pick Up	528	53%
2	Recheck/ Follow-Up	149	15%
3	Lab Ordered by a miCare Provider	135	14%
4	Regular Visit, 1-2 Issues/Medications	54	5%
5	Lab Ordered by a Non-miCare Provider	31	3%
6	1st Clinic Visit	23	2%
7	Med Pick Up Pt Assist Program	21	2%
8	Sick/Urgent	15	2%
9	Hospital Follow-up	12	1%
10	Chronic Disease Mgmt	8	1%
11	Physical/Well Exams (Women/Men 18 and over)	7	1%
11	Regular Visit, 3+ Issues/Medications	7	1%
13	Immunization/Shot	4	0%
13	Nurse Visit	4	0%
Overall - Total		998	

Location	Visit Count	% of Total
Onsite	908	91%
Telephone	90	9%
Overall - Total	998	



Deltona

#	Visit Type Description	Visit Count	% of Total
1	Recheck/ Follow-Up	110	32%
2	Lab Ordered by a miCare Provider	88	26%
3	Regular Visit, 1-2 Issues/Medications	42	12%
4	1st Clinic Visit	16	5%
5	Sick/Urgent	14	4%
6	Chronic Disease Mgmt	11	3%
6	Hospital Follow-up	11	3%
6	Immunization/Shot	11	3%
6	Lab Ordered by a Non-miCare Provider	11	3%
10	Med Pick Up Pt Assist Program	10	3%
11	Physical/Well Exams (Women/Men 18 and over)	9	3%
12	Community Resource	3	1%
13	Nurse Visit	2	1%
13	Regular Visit, 3+ Issues/Medications	2	1%
Overall - Total		340	

Location	Visit Count	% of Total
Onsite	257	76%
Telephone	83	24%
Overall - Total	340	

The data above includes all visits completed by the clinical team including Nurses, Phlebotomy, Nurse Practitioners, and Health Coaches.



**Nurturing Families
Building Communities**

The House Next Door
*Serving
Volusia and Flagler Counties*

Administrative
Offices 804
North Woodland
Blvd. DeLand, FL
32720
386-734-7571
386-734-0252 (fax)

DeLand Counseling Center
121 W. Pennsylvania Ave.
DeLand, FL 32720
Counseling: 386-738-9169
Programs: 386-734-2236
386-943-8823 (fax)

Deltona Counseling
Center 840 Deltona
Blvd., Suite K Deltona,
FL 32725
Counseling and Programs:
386-860-1776
386-860-6006 (fax)

Flagler Counseling
Center
25 N Old Kings Road #7B
Palm Coast, FL 32137
386-738-9169
386-943-8823

S. Daytona Counseling Center
1000 Big Tree
Road Daytona
Beach, FL
32114 386-301-
4073
386-492-7638 (fax)



COURTESY • INTEGRITY • ACHIEVEMENT



November 1, 2021

West Volusia Hospital Authority

Monthly Enrollment Report

In the month of October there were 171 appointments to assist with new applications and 10 appointments to assist with pended applications from September-October. For a total of 181 Interviews with clients.

161 applications were submitted for verification and enrollment. Of these, 161 were processed by the end of the month includes the roll overs 0 from previous month) leaving the balance of 0 to roll over into November 2021 for approval.

Of the 161 that were processed, 139 were approved and 12 were denied. There were 10 pended remaining.

Currently applications are being processed, approved and the client enrolled in 7 business days. Current enrollment with EBMS is taking up to 3-5 days to appear active in system.

Respectfully submitted by Gail Hallmon

APPLICATION FOR THE WVHA CITIZENS ADVISORY COMMITTEE

NAME: Asal Johnson

ADDRESS: 340 W. Minnesota Ave, DeLand, FL 32720

HOW LONG HAVE YOU BEEN A WEST VOLUSIA COUNTY

RESIDENT: More than 7 years

HOME PHONE: _____X_____

CELL PHONE: 386-337-5772

WORK PHONE: 386-822-7913

EMAIL ADDRESS: asal.johnson@stetson.edu; asalmjohnson@gmail.com

ADDITIONAL INFORMATION (COMMUNITY AFFILIATIONS,
EDUCATION, PROFESSIONAL BACKGROUND) THAT YOU FEEL
WOULD ASSIST THE BOARD OF COMMISSIONERS IN MAKING A
FINAL DETERMINATION:

I am the director of the public health program at Stetson university where I teach global health, epidemiology, and evidence-based decision making in health care. I have a line of scholarship and community outreach work that is focused on reducing health disparities and seek to improve health outcomes among low-income and minority communities.

I have conducted two needs assessments related to African American community in DeLand and advocated for more equitable share of resources in DeLand. Meanwhile, I have been working part-time with Volusia Department of Health (DOH)-Division of Epidemiology where I have investigated more than 700 cases of COVID-19 cases. I have also been DOH liaison at Stetson University where I have helped Stetson to navigate DOH policies and regulations of quarantine and isolation.

My CV is attached to this application.

Taylor Hibel (she/her)

(386) 453-1824 | tmhibel@gmail.com | <https://www.linkedin.com/in/taylor-hibel/>

WORK EXPERIENCE

Assistant Director of Bonner Program & Community Partnerships | **Stetson University** Sept. 2021 – Present

- Recruit, train, supervise, mentor, and assess performance of Graduate Assistant, Community Engagement student employees, and Bonner student leadership team
- Manage the department's community partnerships with nonprofit and government organizations, including site visits, risk management, contracting, opportunity mapping and development, and partner capacity-building
- Manage the Summer Nonprofit Internship Fund, including management of all grants that fund the program
- Manage the Bonner Program's budget and fiscal operations, including its operational budget, summer internship budgets, community impact fund, and student employment budget

Campus Life On-Call Professional Staff Member | **Stetson University** Sept. 2020 – Present

- Promote an engaged staff response and follow-up on situations involving COVID-19, major policy violations, mental health emergencies, physical ailments, and Title IX concerns
- Navigate difficult conversations with students and work collaboratively towards solutions
- Guide students in using support, resources, and self-advocacy skills
- Awarded SEAHO 2021 COVID-19 Response Award

Bonner Sophomore Advisor | **Stetson University** Aug. 2020 – Present

- Support students in developing leadership skills, communication abilities, academic skills, and creative problem solving techniques
- Use motivational interviewing and intentional questions to understand student support needs and assist in goal-setting
- Facilitate reflection and meaning making in college and community experiences

AmeriCorps VISTA: Economic Development Program Coordinator | **Stetson University** July 2020 – Present

- Recruit, train, supervise, mentor, and assess performance of 12 interns
- Provide students with opportunities for professional growth and progressive leadership through intentional discussions and skill-building activities
- Support students in developing empathy, understanding of diverse communities, and civic responsibility through position work and community building activities
- Develop capacity-building student internships focusing on health equity, racial justice, and economic development in the Spring Hill community
- Facilitate strategic planning and staff training for community partners
- Organize planning efforts for 4 large events that each impact 500+ community members
- Compile monthly city reports, quarterly state progress reports, and annual institutional reports to provide timely feedback to stakeholders regarding progress on goals
- Coordinate collaborations between local economic development organizations (West Volusia Habitat for Humanity, Mainstreet DeLand Vision Crew, and CareerSource) to organize meetings, plan events, and support employment and resource development initiatives
- Maintain partnerships with health organizations (Florida Department of Health, Northeast Florida AHEC, Rising Against All Odds, and Good Samaritan Health Clinic) to promote health equity and community wellbeing through healthy living education classes, use of community health room, and grants
- Designed and coordinated listening circles to better understand community history and current social issues in Spring Hill
- Nominated for CLaSS Strategic Focus: Career Readiness Award
- Secured \$25,000 Sickle Cell Education and Outreach grant to fund 14 events and a community mural

Residential Living and Learning Curriculum Specialist Intern | **Stetson University** May 2021 – July 2021

- Assessed 15,700 data entries and gathered student feedback to evaluate effectiveness and trends in Intentional Conversation model
- Applied understanding of student development theory and assessment knowledge to update facilitation guides to include service and values evaluation questions
- Assisted with the development and implementation of a Residential Curriculum model for a community of 1300 students
- Collaborated with Residential Education team to integrate learning themes into standardized departmental programs and interventions

Bonner Retention Analyst Intern | **Stetson University** Jan. 2021 – March 2021

- Assessed and created reports explaining trends, longitudinal demographics, and outcomes for first time in college (FTIC) Bonner student cohorts from 2012-2019
- Created student check-in and program evaluation tools based on classroom assessment techniques
- Compiled student feedback and evaluated student satisfaction on culture, communication, level of support, and accountability for the Bonner Program

AAUW Tech Trek Program: Student Counselor | **Stetson University** June 2019

- Supervised and maintained an inclusive and safe environment for 11 campers throughout a weeklong, residential STEM camp
- Assisted camp director with follow-up on behavioral and wellbeing concerns
- Facilitated DNA project-based learning experience and reflection sessions

Director of Planning and Volunteer Coordinator | **Dr. Joyce M. Cusack Resource Center** 2018 – 2020

- Focused on creating sustainable community building programming and health equity partnerships
- Provided administration with support through office tasks, grant reporting, and organizational management
- Successfully ensured that events ran smoothly with adequate resources and volunteers
- Developed inclusive marketing and educational materials
- Built partnership with Goodwill to offer job skills trainings and women's support groups that evolved into Women EMPOWER Women programming
- Increased number of clients served by assisting with logistics of day-to-day operations

Manager | **Chick-fil-A of Port Orange** 2017 – 2020

- Implemented standard systems for all front counter & drive-thru innovation and high-performance teams throughout the restaurant
- Designed employee onboarding and training experience
- Monitored key performance indicators to set daily goals and make data-driven decisions
- Supervised 20+ team members and provided performance feedback to restaurant employees on all Chick-fil-A processes and procedures
- Developed training and orientation processes to create growth-focused culture of excellence

EDUCATION

Florida Gulf Coast University | Fort Myers, FL

Master of Arts, Educational Leadership, Higher Education concentration

Final Portfolio: 10 Standards of Higher Education Leadership (100 pages)

Aug. 2021

Stetson University | DeLand, FL

Bachelor of Science, Biology, Certificate of Community Engagement, Outstanding Senior

Senior Research: Effects of Boron Exposure on Embryonic Development of the Mexican axolotl

May 2020

Daytona State College | Daytona Beach, FL

Associate of Arts with High Honors

Dec. 2017

COMMITTEE LEADERSHIP

- | | |
|---|----------------|
| • Spring Hill Neighborhood Association, Inc. Board of Directors | 2021 – Present |
| • West Volusia Habitat Spring Hill Partnership Committee | 2021 – Present |
| • Campus Climate Working Group: DeLand/Stetson Relationship | 2021 |
| • Starke Elementary School Advisory Council | 2020 – Present |
| • Bonner Congress Conference Socials Planning Committee | 2018 |

CONFERENCE SESSIONS & SELECT PRESENTATIONS

- “Art of Constructive Feedback,” Lead Resident Assistant Pre-Training Modules, July 2021
- “Student Development Theory: Schlossberg and Sanford,” Lead Resident Assistant Pre-Training Modules, July 2021
- “Women in AmeriCorps,” Community Service Conversations Panel, March 2021
- “Case Studies in Women’s Leadership,” Florida Gulf Coast University, March 2021
- “Communities of Practice (CoP) as a Mechanism of Support and Growth in Community Engagement Work across the Country,” Gulf South Summit on Service-Learning and Civic Engagement, March 2021
- “Student Input Needed: How can we strengthen Stetson’s relationship with the DeLand community and ensure DeLand is inclusive and welcome to all?” Stetson Values Day Workshop, February 2021
- “Engaged Feedback,” Center for Community Engagement Staff Retreat, December 2020
- “History of Spring Hill and Current Economic Development Initiatives,” New Bonner Orientation, August 2020
- “Using Student Development Theory,” Florida Gulf Coast University, July 2020

SKILLS, TRAINING, AND RELEVANT PROFESSIONAL DEVELOPMENT

Skills:

- Productivity suites (Microsoft Office, Google Apps)
- Remote meeting management (Zoom, Teams, Google Hangouts, Skype)
- Remote scheduling management (Outlook, Google Calendar, Calendly)

Trainings:

- DCF Community Partner Certification

Professional Development:

- Campus Compact National Communities of Practice: Community Engagement Fundamentals, Community Partnerships, and Program Administration
- Bonner Foundation Professional Pipeline Project Series: Young Professionals
- Bonner Foundation Leadership Webinar Series
- Virtual Conference Attendance: NASPA Florida Virtual Drive-In Conference, Gulf South Summit, Bonner Summer Leadership Institute, and Health & Human Services Summit
- Center for Community Engagement Book Discussions: *Me and White Supremacy* by Layla Saad and *Emancipation Betrayed* by Paul Ortiz
- Numerous webinars on antiracism in community engagement, diversity, equity, and inclusion in higher education, leadership, and listening circles
- Florida Gulf Coast University’s Diversity and Inclusion Certificate Program

APPLICATION FOR THE WVHA CITIZENS ADVISORY COMMITTEE

NAME: Ella Ran

ADDRESS: 1425 W Voorhis Ave. DeLand, FL 32720

HOW LONG HAVE YOU BEEN A WEST VOLUSIA COUNTY
RESIDENT: 28 years

CELL PHONE: 3864905023

WORK PHONE: 3213239138

EMAIL ADDRESS: Ella.j.ran@gmail.com

ADDITIONAL INFORMATION (COMMUNITY AFFILIATIONS,
EDUCATION, PROFESSIONAL BACKGROUND) THAT YOU FEEL
WOULD ASSIST THE BOARD OF COMMISSIONERS IN MAKING A
FINAL DETERMINATION:

I grew up in DeLand, and am a business owner of a retail shop in downtown DeLand called "Outsiders" and a yoga studio ("Yoga Shed") on the airport.

I serve on the Downtown DeLand CRA board.

I have a B.A in Government, Diplomacy and Strategy, graduated magna cum laude from the Raphael Recanati International School in Herzliya, Israel.

APPLICATION FOR THE WVHA CITIZENS ADVISORY
COMMITTEE

NAME: Willie T. STEPHENS

ADDRESS: 2601 Kimberly Dr.
Deltona, FL 32738

HOW LONG HAVE YOU BEEN A WEST VOLUSIA COUNTY
RESIDENT: 9 yrs

HOME PHONE: 386-218-5667 CELL PHONE: 661-350-7815

WORK PHONE: _____

EMAIL ADDRESS: Wtstephens54@gmail.com

ADDITIONAL INFORMATION (COMMUNITY AFFILIATIONS,
EDUCATION, PROFESSIONAL BACKGROUND) THAT YOU FEEL
WOULD ASSIST THE BOARD OF COMMISSIONERS IN MAKING A
FINAL DETERMINATION:

former Religious Affairs Coordinator for
W/Volusia NAACP. FORMER Military (NAVY) Police
Officer Acting Chief Town of EATONVILLE, FL.
Retired Security Supv. LOCKHEED MARTIN AERD-
NAUTIC, PALMDALE, CA.

BA GEN. EDUCATION/Criminal Justice - Columbia
College. ORDAINED ELDER - Church of GOD in
CHRIST.

Eileen Long

From: Tyler Spore <tyler.spore@virtechsystems.com>
Sent: Monday, October 25, 2021 2:09 PM
To: Hussain Rawji; Bob Wrable; Gretchen Soto; Virtech Systems; Robert Wrable; Eileen Long; Darik Croft
Subject: West Volusia Professional Center: Update

Good afternoon everyone.

We are approaching the end of this year and have addressed some much-needed matters within the WVPC complex. Here is a brief update on the status of the following projects.

Well | Irrigation | Landscaping:

We have fixed the well, repaired the irrigation, and completed the new landscaping for the entire complex. We have some outstanding debt obligations that exceed our current cash-on-hand, so another capital raise is needed to get these two companies paid for in full.

We are working with our property management company to obtain the final accounting for outstanding obligations and will provide it to you once the final amount is determined.

Signage:

Dr. Wrable is coordinating with our new sign company and needs your company name and logo in 'vector format' this week.

Painting:

Paint colors have been chosen for the complex. I am meeting with the contractor tomorrow to go over the final details of the job to make sure our objectives are aligned and schedule when the work will begin.

If your office needs any wood repair, please complete that work now. We do not want to paint over rotten wood.

Note: This expense falls on the building owner directly and is not part of the common area's fiscal responsibility.

Roofing:


Dr. Rawji requires a new roof. We have discussed and approved a silver metal roof. Roofing expenses fall on the owner(s) of the building directly and are not part of the Common Area cost share.

Please keep in mind that if or when a new roof is needed, the roof must match the color and style of the 'Management Committees' chosen roof for each building. We will provide the roofing specifications by email to everyone so we can adhere to this requirement.

Note: If you need a new roof, don't hesitate to contact me directly, and we will be glad to get you a quote?

I hope this email finds you all well.

-Tyler Spore



Juddson "Tyler" Spore

Chief Executive Officer

Custodial Agreement

You, the undersigned, enter into this Custodial Agreement ("*Agreement*") with the following financial institution ("*we*" or "*us*");

1. Pursuant to this Agreement, you authorize us to hold and act as your custodian with respect to all deposit accounts, including all time deposits, money market deposit accounts, and demand deposit accounts, issued or established pursuant to the IntraFi Network Deposits CD Deposit Placement Agreement, the IntraFi Network Deposits DDA-MMDA Deposit Placement Agreement, or a predecessor agreement ("*Deposit Accounts*") for funds of yours placed as deposits through the IntraFiSM Network DepositsSM CD Option ("*CD Option*"), formerly known as CDARS®, or the IntraFi Network Deposits DDA-MMDA Option ("*DDA-MMDA Option*"), formerly known as ICS®, and all your security entitlements and other related interests and assets with respect to the Deposit Accounts ("*Related Entitlements*"). The custodial account in which we will hold the Deposit Accounts and Related Entitlements ("*Custodial Account*") comprises all the CD Option and DDA-MMDA Option custodial accounts that we maintain for you.

2. As your custodian, we may (i) cause the Deposit Accounts to be titled in our name or in the name of our sub-custodian, (ii) collect for your account all interest and other payments of income or principal pertaining to the Deposit Accounts, (iii) endorse on your behalf any check or other instrument received for your account that requires endorsement, (iv) in accordance with your instructions, deposit your funds in, or withdraw your funds from, the Deposit Accounts, (v) in accordance with your instructions, deliver or transfer funds from another account with us to the Deposit Accounts or deliver or transfer funds from the Deposit Accounts to another account with us, (vi) for Deposit Accounts that are time deposits, surrender for payment for your account maturing CDs and those for which early withdrawal is requested, (vii) execute and deliver or file on your behalf all appropriate receipts and releases and other instruments, including whatever certificates may be required from custodians or may be necessary to obtain exemption from taxes and to name you when required for the purpose of the instrument, and (viii) take such other actions as are customary or necessary to effectuate the purposes of this Agreement.

3. For purposes of Article 8 of the Uniform Commercial Code in applicable state law ("*UCC*"), we will act as your securities intermediary for, and will treat as financial assets, any Deposit Accounts and Related Entitlements that we hold for you pursuant to this Agreement. The Custodial Account will be a securities account, as defined in the UCC.

4. We may comply with any writ of attachment, execution, garnishment, tax levy, restraining order, subpoena, warrant, or other legal process that we believe (correctly or otherwise) to be valid. We may notify you of such process by telephone, electronically, or in writing. If we are not fully reimbursed for records research, imaging, photocopying, and handling costs by the party that served the process, we may charge such costs to your account, in addition to any minimum fee we charge for complying with legal processes.

5. We may honor any legal process that is served personally, by mail, or by electronic mail or facsimile transmission at any of our offices or an office of our agent (including locations other than where the funds, records, or property sought is held), even if the law requires personal delivery at the office where your account or records are maintained.

6. We will have no liability to you for any acts made in good faith and in conformity with your instructions or authorizations in connection with this Agreement. You agree to indemnify us and our sub-custodian, and to hold us and our sub-custodian harmless from, all expenses (including counsel fees), liabilities, and claims arising out of any act made in good faith and in conformity with your instructions or authorizations in connection with this Agreement or compliance with any legal process relating to the Custodial Account that we believe (correctly or otherwise) to be valid. You agree to pay any service charges that we impose on the Custodial Account.

7. You may be an individual in an individual capacity, more than one individual in a joint capacity, or a trust, partnership, corporation, or other legal entity. We may accept instructions on your behalf from any two individuals who signs this Agreement as or on behalf of a Depositor. Authorized individuals are listed below:

Name	Title or Legal Capacity

(Add lines if necessary.)

The remainder of this page is intentionally left blank.

By signing below, you ("*Depositor*") and we ("*Relationship Institution*") agree to be legally bound by this Custodial Agreement, effective when you and we have signed it. If the Custodial Account will be a joint account, each owner of the Custodial Account must sign this Agreement.

RELATIONSHIP INSTITUTION

Institution: _____
Signature: _____
Name and title of authorized signatory: _____

Date signed: _____

SOLE OR PRIMARY DEPOSITOR

Depositor: _____
Signature: _____
Name and title of authorized signatory (if not individual): _____

Depositor TIN or approved alternate identifier (and type): _____

Email: _____
Date signed: _____

ADDITIONAL DEPOSITOR (FOR JOINT ACCOUNT)

Depositor: _____
Signature: _____
Depositor TIN or approved alternate identifier (and type): _____

Email: _____
Date signed: _____

ADDITIONAL DEPOSITOR (FOR JOINT ACCOUNT)

Depositor: _____
Signature: _____
Depositor TIN or approved alternate identifier (and type): _____

Email: _____
Date signed: _____

(Add signature lines as needed.)

WEST VOLUSIA HOSPITAL AUTHORITY
DeLand City Hall
120 S. Florida Avenue, DeLand, FL

TENTATIVELY SCHEDULED MEETINGS - 2022

Citizens Advisory Committee Meetings

Tuesdays at 5:15pm

Joint Meetings

Board of Commissioners Meetings

Thursdays at 5:00pm

January 4 - CAC Organizational/Orientation
***Jennifer Coen**

January 20 - Organizational/Regular

February 1 - CAC Organizational/Orientation
***Judy Craig/Voloria Manning**

February 17 (HSCFV)

March 1 – Applicant Workshop
***Donna Pepin**

March 17
(TNC/FDOH)
(TPA to Attend)

April 21 – 5 p.m. Joint meeting of WVHA Board and CAC – Preliminary Funding
Application Review

May 3 - Discussion/Q&A Meeting
***Jennifer Coen**

May 19 (SMA/RAAO)

May 24 - Ranking Meeting *Roger Accardi

June 16 – 5:00 p.m. Joint meeting of WVHA Board and CAC–Funding Recommendations

July (CAC Hiatus)

July 21 (4:00 p.m.) Budget
Workshop Followed by Regular
(THND/Healthy Comm)
(TPA to Attend)

August (CAC Hiatus)

August 18 (HHI/CLSMF)

September (CAC Hiatus)

September TBD – Initial Budget Hearing

September TBD - Final Budget Hearing/Regular Meeting

October (CAC Hiatus)

October 20

November (CAC Hiatus)

November 17

***WVHA Commissioner to attend CAC Meeting**

Meetings to be held at DeLand City Hall Commission Chamber 120 S. Florida Avenue, DeLand FL

Meetings to be held at DRT, 1006 N. Woodland Blvd., DeLand, FL

Meeting to be held at Sanborn Activity Center, 815 S. Alabama Avenue, DeLand, FL

Tenatative schedule for bi- monthly accounts payables**SCHEDULE FOR 2022**

MONTH	COMMISSIONERS	MONTH	COMMISSIONERS
JANUARY		AUGUST	
THURS 1/6	MANNING/COEN	THURS 8/4	MANNING/COEN
Board Meeting 1/20/2022		Board Meeting 8/18/2022	
FEBRUARY		SEPTEMBER	
THURS 2/3	COEN/PEPIN	THURS 9/1	COEN/PEPIN
Board meeting 2/17/2022		THURS 9/15	PEPIN/MANNING
MARCH		THURS 9/29	MANNING/COEN
THURS 3/3	PEPIN/MANNING	OCTOBER	
Board Meeting 3/17/2022		THURS 10/13	COEN/PEPIN
THURS 3/31	MANNING/COEN	Board Meeting 10/20/2022	
APRIL		NOVEMBER	
THURS 4/14	COEN/PEPIN	THURS 11/3	PEPIN/MANNING
Board Meeting 4/21/2021		Board Meeting 11/17/2022	
MAY		THANKSGIVING	
THURS 5/5	PEPIN/MANNING	DECEMBER	
Board Meeting 5/19/2022		THURS 12/1	MANNING/COEN
JUNE		THURS 12/15	COEN/PEPIN
THURS 6/2	MANNING/COEN	THURS 12/29	PEPIN/MANNING
Board Meeting 6/16/2022		NO PAYABLES UNTIL THURSDAY 1/5/2023	
THURS 6/30	COEN/PEPIN	2023	
JULY		JANUARY	
JULY 4TH HOLIDAY SCHEDULING		THURS 1/5	MANNING/COEN
THURS 7/14	PEPIN/MANNING	Board Meeting 1/19/2023	
Board Meeting 7/21/2022			



JOHN D. MULLEN
Partner
(813) 472-7867
John.Mullen@phelps.com

Phelps Dunbar LLP
100 South Ashley Drive
Suite 2000
Tampa, FL 33602
813 472 7550

November 8, 2021

Via Email to ddbutler@volusia.org

Dona DeMarsh Butler
Community Assistance Director
Volusia County

**Re: West Volusia Hospital Authority Statement of Position
Concerning the Medicaid Match Allocation Process**

Dear Ms. Butler:

Please accept this correspondence as the West Volusia Hospital Authority's statement of its position with respect to the Medicaid Match Allocation process, which we understand will be considered by the County Council during its meeting on November 16, 2021. We respectfully request that you include this statement in the packet distributed to Council members in advance of the meeting. We understand that you are including in the packet a statement and proposal from the Halifax Hospital Medical Center ("Halifax") concerning the Medicaid Match Allocation process.

1. Medicaid Responsibility – County Contributions Under Florida Law.

This law firm represents West Volusia Hospital Authority ("WVHA"). We were retained to assist the WVHA in evaluating its legal rights and obligations under Section 409.915, Florida Statutes, which is titled "County Contributions to Medicaid." Of particular relevance to the issues now before the County Council, Section 409.915(5), Fla. Stat., provides:

In any county in which a special taxing district or authority is located which benefits from the Medicaid program, the board of county commissioners may divide the county's financial responsibility for this purpose proportionately, and each such district or authority must furnish its share to the board of county commissioners in time for the board to comply with subsection (4). Any appeal of the proration made by the board of county commissioners must be made to the Department of Financial Services, which shall set the proportionate share for each party.

The statute authorizes a county to "divide the county's financial responsibility" to the State "proportionately" among each "special taxing district or authority" which "benefits from the

Medicaid Program.” Initially, then, the county must determine whether each of the special taxing districts or authorities located within the county “benefits from the Medicaid program.” If so, then the county may divide its financial responsibility for the Medicaid Match “proportionately” among “each such district or authority” that “benefits from the Medicaid program.” If not, then the county may not impose a Medicaid Match Allocation on the particular special taxing district or authority.

Medicaid payments are made directly to hospitals and health care providers. Special taxing districts or authorities which own or operate hospitals thus benefit from the Medicaid program by receiving Medicaid payments. This is the plain and ordinary meaning of the phrase “benefits from.” Therefore, “each such district or authority” may be required to pay a portion of the county’s responsibility to the State. Conversely, a county may not require a taxing district or authority that does not meet this criterion to pay any portion of the county’s responsibility.

WVHA does not meet this criterion – it does not own or operate any hospitals, and does not receive any Medicaid payments – and therefore Volusia County may not require WVHA to contribute a portion of the county’s required payment to the State. This conclusion is not only consistent with the statute but also required by well-established Florida Supreme Court rules of statutory construction, which provide that “the interpretation of a statute begins with the plain meaning of the actual language the statute employs.” *Halifax Hosp. Med. Ctr. v. State of Florida*, 278 So. 3d 545, 548 n.3 (Fla. 2019) (internal quotation omitted). Each word of a statute must be given its “plain and ordinary meaning, unless words are defined in the statute.” *Nehme v. Smithkline Beecham Clinical Labs., Inc.*, 863 So. 2d 201, 204 (Fla. 2003) (and cases cited therein). “When the statutory language is clear, legislative history cannot be used to alter the plain meaning of the statute.” *Halifax Hosp.*, 278 So. 3d at 548 n.3 (Fla. 2019) (quoting *Rollins v. Pizzarelli*, 761 So. 2d 294, 299 (Fla. 2000)).

Until last year, when WVHA’s 20-year sale agreement with Advent Health terminated, it could be said that WVHA indirectly benefited from the Medicaid program through the Medicaid payments that were made to the Advent Health facilities formerly owned by WVHA. However, that agreement expired on September 30, 2020, and there no longer remains any basis for determining that WVHA “benefits from the Medicaid program” under the language of Section 409.515(5), Fla. Stat.

Some may contend that WVHA still “benefits from the Medicaid program” because some of its residents receive treatment as Medicaid patients. However, the statute *does not* say “...in which a special taxing district or authority is located *whose residents* benefit from the Medicaid program.” The Florida Legislature *could have* written the statute in that manner, if that was the legislature’s intent. Instead, the statute refers to whether “the special taxing district or authority” itself “benefits from the Medicaid program.” Because WVHA does not meet the statutory criteria pursuant to Section 409.915(5), Fla. Stat., WVHA is not a district or authority which “benefits from the Medicaid program” and for this reason its “proportionate” Medicaid Match Allocation should be zero. See Exhibit 1.

2. A Zero Allocation to WVHA is Reasonable and Fair.

In Volusia County, Medicaid Revenue paid directly to hospitals owned or operated by Halifax and the Southeast Volusia Hospital District (“Southeast Volusia”) amounts to a combined total of nearly \$300 million each year. See **Exhibit 1**. By contrast, WVHA does not own or operate *any* facilities which receive Medicaid payments. When Halifax and Southeast Volusia contribute their respective portions to Volusia County’s Medicaid Match Allocation process, they are effectively paying back a small fraction (typically between 1% and 2%) of the Medicaid payments that they each receive. See **Exhibit 2**. Thus Halifax and Southeast Volusia’s Medicaid Match Allocations are easily dwarfed by the Medicaid payments they each directly benefit from. By contrast, for WVHA to pay its Medicaid Match Allocation, WVHA must impose extra ad valorem taxes on West Volusia property owners. In recent years, WVHA’s Medicaid Match Allocations have constituted between 12.67% and 15.29% of its total ad valorem tax revenue¹ – all without receiving *any* Medicaid revenues to offset this expense. This is not fair to West Volusia property owners, especially considering Halifax and Southeast Volusia each directly benefit from substantial Medicaid payments they are able to draw from to pay their Medicaid Match Allocations. See **Exhibit 2**.

Exhibit 2 clearly demonstrates how both Halifax and Southeast Volusia directly benefit from the Medicaid program. It is entirely reasonable – and consistent with the statute – to divide Volusia County’s Medicaid Match Allocations only to those two taxing districts which directly receive Medicaid payments. The Medicaid revenue received – more than \$262 million by Halifax and \$30 million by Southeast Volusia in 2019, the most recent year for which data is available – easily covers that portion of the County’s overall Medicaid responsibility that the County currently divides between all three taxing districts, about \$6 million per year.

WVHA currently bears an unfairly heavy burden to generate enough tax revenue to pay its Medicaid Match Allocation. This burden is in turn shouldered by property owners within the WVHA taxing district, who are subject to a relatively higher rate of taxation, first to pay for all of the services that WVHA funds for indigent residents, and second to also pay for a Medicaid Match Allocation without any offsetting Medicaid revenues. This is inequitable to the taxpayers residing in WVHA’s taxing district. If the County Council were to adopt the change in methodology proposed by Halifax, this inequitable burden placed on WVHA’s taxpayers would worsen.

¹ For Fiscal Year 2019-2020, WVHA’s Medicaid Match Allocation was \$2,452,561, compared to total ad valorem tax revenue of \$19,350,000, a proportion of 12.67%. For Fiscal Year 2020-2021, WVHA’s Medicaid Match Allocation was \$2,512,229, compared to total ad valorem tax revenue of \$16,431,158, a proportion of 15.29%. Under the current methodology – if not changed by the County Council – for Fiscal Year 2021-2022, WVHA’s Medicaid Match Allocation will be an estimated \$2,359,000, compared to estimated ad valorem tax revenue of \$17,400,000, a proportion of 13.56%. See **Exhibit 3** (WVHA’s Final Budgets for FY 2019/20, 2020/21, and 2021/22).

3. Halifax's Proposal and New Methodology are Flawed.

Section 409.915(5), Fla. Stat., does not dictate to Florida's 67 counties how each county may "divide," or allocate, its Medicaid Match contribution "proportionately" among the county's qualified special taxing districts or authorities. Historically, for the last several years, Volusia County has allocated the proportionate shares among Southeast Volusia, Halifax, and WVHA based on actual Medicaid Usage (i.e., the dollar amount of Medicaid services rendered) determined by actual economic data from State Fiscal Year 2013/14, as follows:

Current Allocations:

Southeast Volusia	8.72%
Halifax	52.04%
WVHA	39.24%

Halifax is now proposing that Volusia County make a radical shift from applying actual Usage data to instead using Enrollment data, which is nothing more than a "head count" of Medicaid recipients in the zip codes applicable to each taxing district. The percentage allocations would change substantially under Halifax's proposal, as shown below:

<u>Current Allocations:</u>		<u>Proposed by Halifax:</u>
Southeast Volusia	8.72%	9.65%
Halifax	52.04%	42.97%
WVHA	39.24%	47.38%

If the County Council were to adopt Halifax's proposed methodology, the net impact to the Medicaid Match Allocations for each of the three taxing districts in FY 2021/22 would be as follows:

Southeast Volusia:	An Increase of about \$56,000, to \$583,000
Halifax:	A Decrease of about \$549,000, to \$2.599 million
WVHA:	An Increase of about \$493,000, to \$2.866 million

Halifax's proposed methodology only underscores the fundamental unfairness of this scenario to WVHA, whose proper allocation should be zero, not \$2.866 million.

To derive its new proposal, Halifax cherry-picked among the data that is publicly available from Florida's Agency for Health Care Administration ("AHCA"). For example, County staff was able to obtain information about the amounts paid for in-patient and out-patient Medicaid hospital

November 8, 2021

Page 5

bills for all zip codes in Volusia County during the fiscal years of 2018/19, 2019/20, and 2020/21. These statistics show the following, recent Usage data:

Recent Usage:

Southeast Volusia	9.38%
Halifax	47.62%
WVHA	43.00%

See Exhibit 4 (materials prepared by County staff). WVHA submits that this Usage data would provide for an allocation formula that is: (1) more consistent with Volusia County's historical, and current, practice of relying on Usage data, and (2) relatively more fair to each of the three taxing districts than relying on Enrollment data alone.

Halifax cannot justify relying on simple Enrollment data when actual Usage data is available, as reflected above. If the County Council is inclined to change the current methodology at all, the Council should apply the new Usage data, rather than adopt Halifax's new proposed methodology.

4. The Right Next Step for the County Council.

However, the time is ripe, and right, for Volusia County to update its Medicaid Match Allocation process in compliance with Section 409.915(5), Fla. Stat., and to reflect the actual, current financial circumstances of the three taxing districts in the county. Currently, only Halifax and Southeast Volusia own or operate hospitals which actually receive Medicaid payments; WVHA does not. WVHA and its taxpayers should not now be mandated to bear the extra tax burden imposed by the county's historical Medicaid Match Allocation methodology, which may have made sense until last year – or worse, bear the additional tax burden that would be imposed on WVHA's taxpayers if the Council were to adopt Halifax's new proposed methodology. Instead, the County Council should, in accordance with the statute, divide the proportionate share of the county's Medicaid responsibility to the State between the two taxing districts which directly benefit from receiving Medicaid payments.

If the County Council requires any additional information for its deliberations about these issues, please let me know.

Sincerely,

PHELPS DUNBAR LLP



John D. Mullen

November 8, 2021

Page 6

JDM:bms

Enclosures (Exhibits 1-4 attached)

cc: Laura Coleman (via email to LColeman@volusia.org)

Gross Medicaid Hospital Revenue (data for the most recent years publicly available)

Exhibit 1

Hospital Number	2015	2016	2017	2018	2019
Halifax Hospital Medical Center	100017	193,186,390	200,866,873	226,968,501	227,004,068
					267,221,260
Southeast Volusia Hospital District	100014	21,053,637	28,035,191	26,254,654	29,947,731
					30,192,111
West Volusia Hospital Authority	0	0	0	0	0

https://bi.ahca.myflorida.com/tv/ABICC/Views/FinancialDataDashboard/FinancialDataDashboard?embed=y&showShareOptions=true&display_count=no&showVizHome=no

Exhibit 2

	<u>Gross Medicaid Hospital Revenue 2019</u>	<u>Historic Percentage of Medicaid Contribution</u>	<u>FY 2020/21 Actual Medicaid Match Allocations</u>
Halifax Hospital Medical Center	\$262,221,260	52.04%	\$3,331,822
Southeast Volusia Hospital District	\$30,192	8.72%	\$558,003
West Volusia Hospital Authority	0	39.24%	\$2,512,229



**West Volusia Hospital Authority
Final Budget 2019-2020**

	Final Budget 2019- 2020
Revenue	
2020 Final Millage Rate	1.9080
Ad Valorem Taxes	19,350,000
Investment Income	135,000
Rental Income	71,988
Total Revenue	19,556,988
Healthcare Expenditures	
Advent Hospitals	5,679,295
Advent Physicians	225,000
Northeast Florida Health Services	2,187,941
Specialty Care	3,500,000
County Medicaid Reimbursement	2,452,561
The House Next Door	110,000
The Neighborhood Center (TNC)	100,000
Community Life Center Outreach Services	-
Rising Against All Odds	219,000
Community Legal Services	86,627
Hispanic Health Initiatives	75,000
Florida Dept of Health Dental Svcs	228,000
Good Samaritan	
Stewart Marchman - Baker Act	300,000
Stewart Marchman - Treatment	550,000
Stewart Marchman - Homeless	126,000
Health Start Coalition - Outreach	73,500
Health Start Coalition - Family Services	68,859
TNC Healthcare Navigation Program	50,000
H C R A -In County	400,000
H C R A	419,162
Other Healthcare Costs	303,780
Total Healthcare Expenditures	17,154,725

Other Expenditures

Advertising	6,800
Annual Independent Audit	16,400
Building & Office Costs	6,500
General Accounting	68,100
General Administrative	65,100
Legal Counsel	70,000
Special Accounting	5,000
City of DeLand Tax Increment District	100,000
Tax Collector & Appraiser Fee	650,000
Legislative Consulting	60,000
TPA Services	663,938
Eligibility / Enrollment	
Healthy Communities	74,363
Application Screening - THND	391,062
Application Screening - RAAO	50,000
Application Screening - SMA	0
Workers Compensation Claims	25,000
Other Operating Expenditures	150,000
Total Other Expenditures	2,402,263

Total Expenditures	19,556,988
---------------------------	-------------------

Excess (Deficit)	0
-------------------------	----------

**West Volusia Hospital Authority
Final Budget 2020-2021**

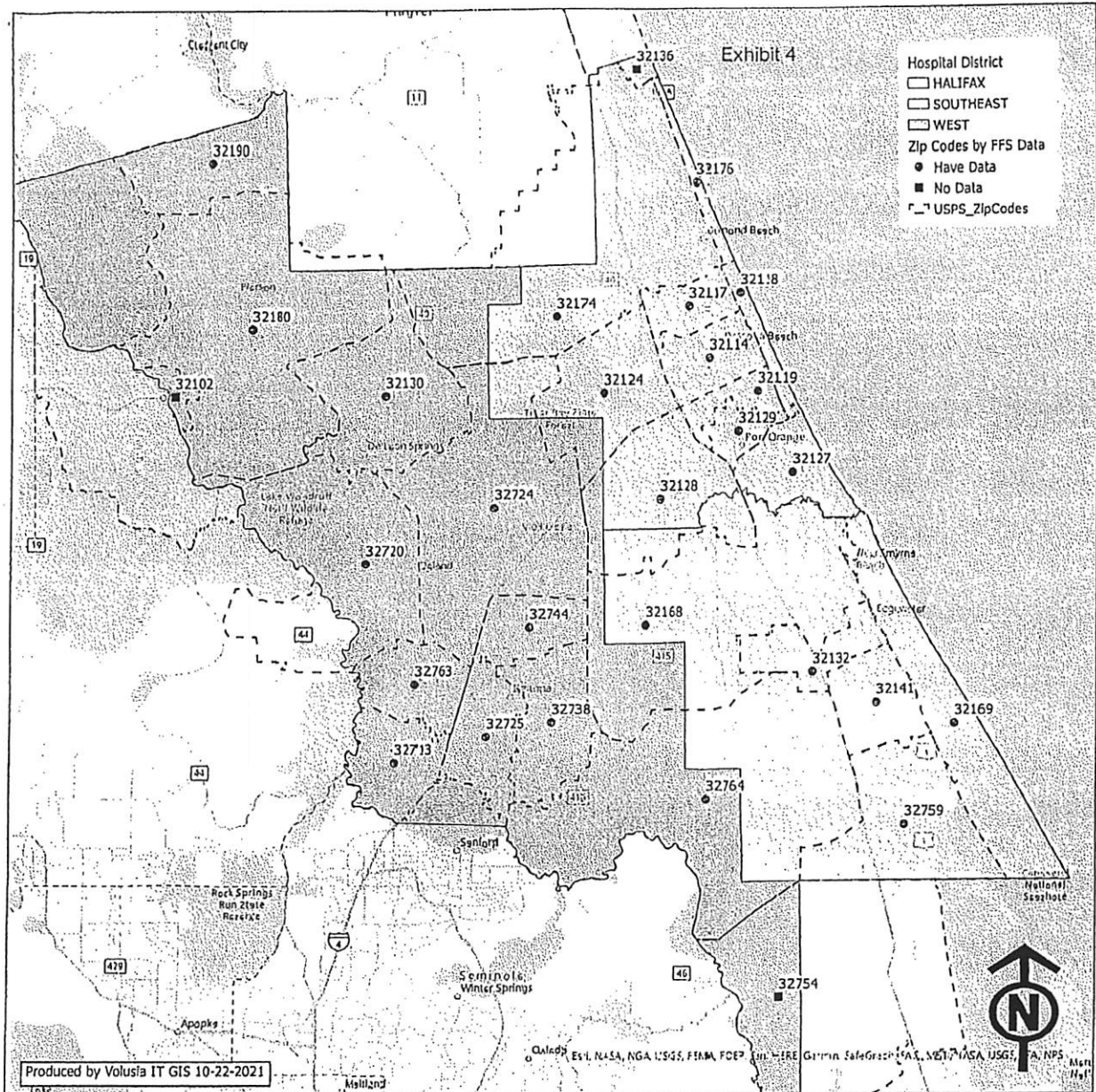
	Final Budget 2020-2021
Final Millage Rate	1.5035
Revenue	
Ad Valorem Taxes	16,431,158
Investment Income	135,000
Rental Income	0
Use of Reserves	2,000,000
Total Revenue	18,566,158
Healthcare Expenditures	
Hospitals	3,000,000
Advent Physicians	0
Primary Care and Pharmacy	3,300,000
Specialty Care and Lab Testing	3,300,000
County Medicaid Reimbursement	2,512,229
The House Next Door	100,000
The Neighborhood Center	100,000
Rising Against All Odds	164,985
Community Legal Services	95,958
Hispanic Health Initiatives	75,000
Florida Dept of Health Dental Svcs	225,000
Stewart Marchman - Baker Act	300,000
Stewart Marchman - Treatment	550,000
Stewart Marchman - Homeless	95,880
Health Start Coalition - Outreach	73,500
Health Start Coalition - Family Services	68,859
TNC Healthcare Navigation Program	50,000
H C R A -In County	400,000
H C R A	419,162
Other Healthcare Costs	1,549,920
Total Healthcare Expenditures	16,380,493
Other Expenditures	
Advertising	7,000
Annual Independent Audit	16,700
Building & Office Costs	15,533
General Accounting	68,100
General Administrative	65,100
Legal Counsel	70,000
Special Accounting	0
City of DeLand Tax Increment District	100,000
Tax Collector & Appraiser Fee	610,000
Legislative Consulting	0
TPA Services	540,000
Healthy Communities	75,397
Application Screening - THND	402,835
Application Screening - RAO	40,000
Workers Compensation Claims	25,000
Other Operating Expenditures	150,000
Total Other Expenditures	2,185,665
Total Expenditures	18,566,158
Excess (Deficit)	0

West Volusia Hospital Authority
Final Budget 2021-2022

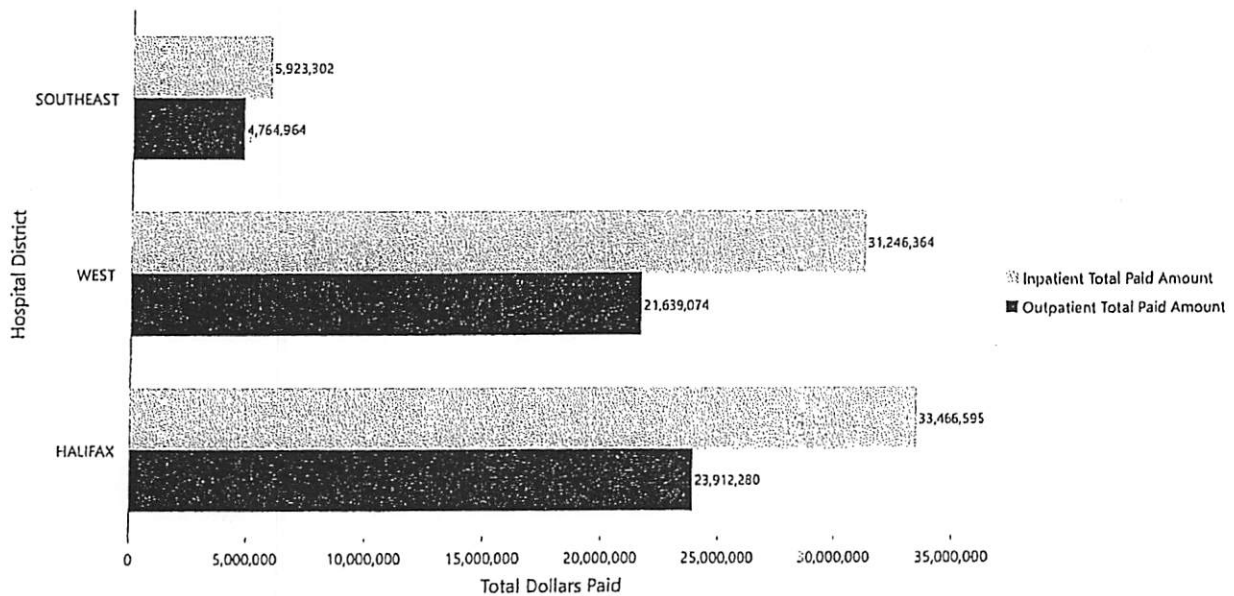
<u>Final Millage Rate</u>	<u>Consensus 1.4073</u>
Revenue	
Ad Valorem Taxes	17,400,000
Investment Income	45,000
Use of Reserves	1,177,700
Total Revenue	<u>18,622,700</u>
Healthcare Expenditures	
Hospitals	3,000,000
Emergency Room Care	1,000,000
Primary Care	2,500,000
Pharmacy	900,000
Specialty Care and Lab Testing	3,000,000
County Medicaid Reimbursement Pending Resolution	2,359,000
The House Next Door (THND)	100,000
The Neighborhood Center (TNC)	100,000
Rising Against All Odds (RAAO)	116,925
Community Legal Services	100,756
Hispanic Health Initiatives	65,000
Florida Dept of Health Dental Svcs	150,000
Stewart Marchman - Baker Act	300,000
Stewart Marchman - Treatment	550,000
Stewart Marchman - Homeless	78,336
Healthy Start Coalition (HSCFV) - Outreach	81,560
HSCFV - Family Services	76,331
TNC Healthcare Navigation Program	50,000
New Hope Human Services Homeless Certification	50,000
HSCFV Community Health Nurse	50,000
H C R A -In County	400,000
H C R A -Out of County	400,000
Other Healthcare Costs	650,000
Total Healthcare Expenditures	<u>16,077,908</u>
Other Expenditures	

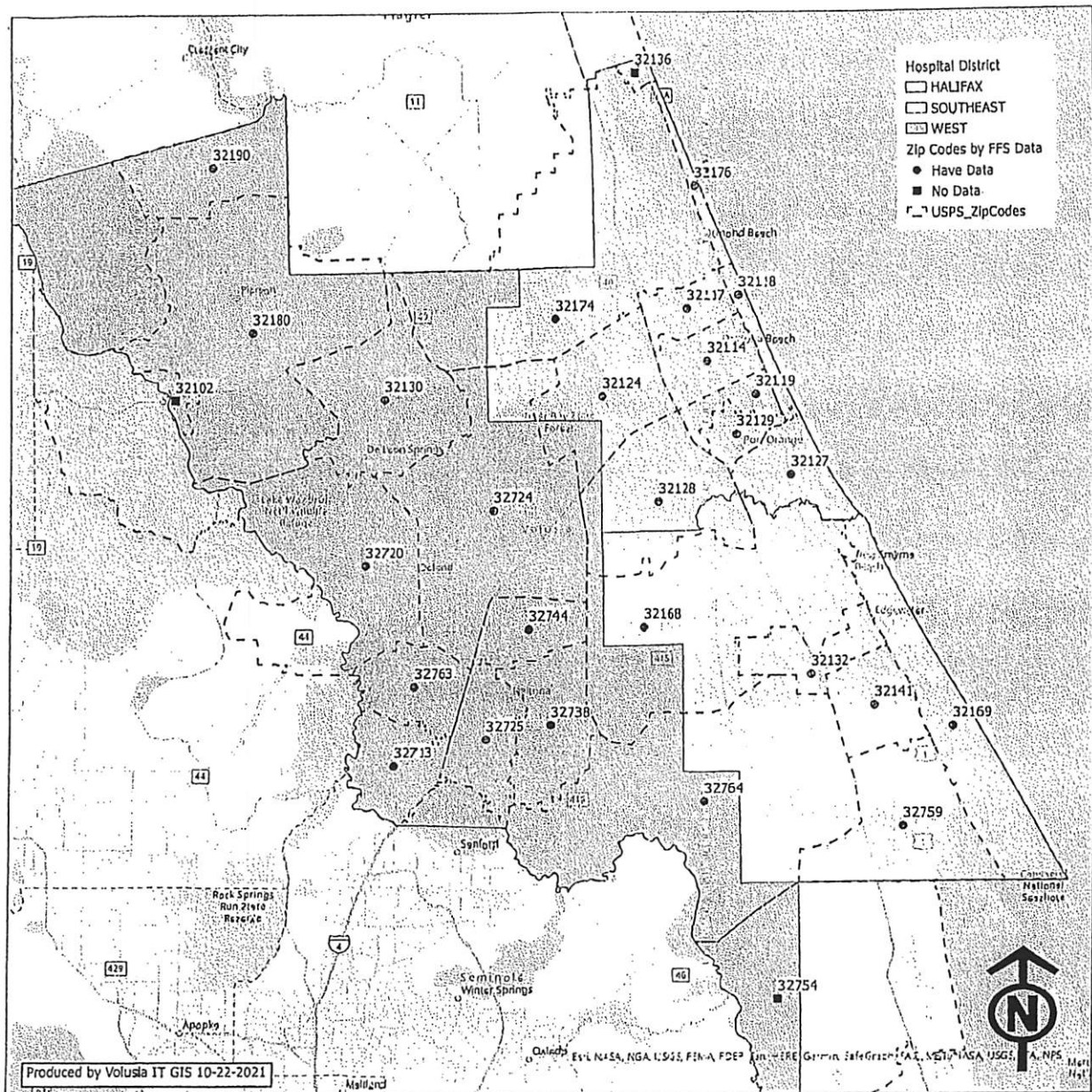
**West Volusia Hospital Authority
Final Budget 2021-2022**

<u>Final Millage Rate</u>	<u>Consensus</u> <u>1.4073</u>
Advertising	7,000
Annual Independent Audit	17,000
Building & Office Costs	100,000
General Accounting	68,100
General Administrative	65,100
Legal Counsel	80,000
City of DeLand Tax Increment District	90,000
Tax Collector & Appraiser Fee	630,000
TPA Services	620,000
Healthy Communities	72,202
Application Screening - THND	417,590
Application Screening - RAAO	52,800
Workers Compensation Claims	25,000
Other Operating Expenditures	<u>300,000</u>
Total Other Expenditures	2,544,792
Total Expenditures	<u>18,622,700</u>
Excess (Deficit)	<u><u>0</u></u>

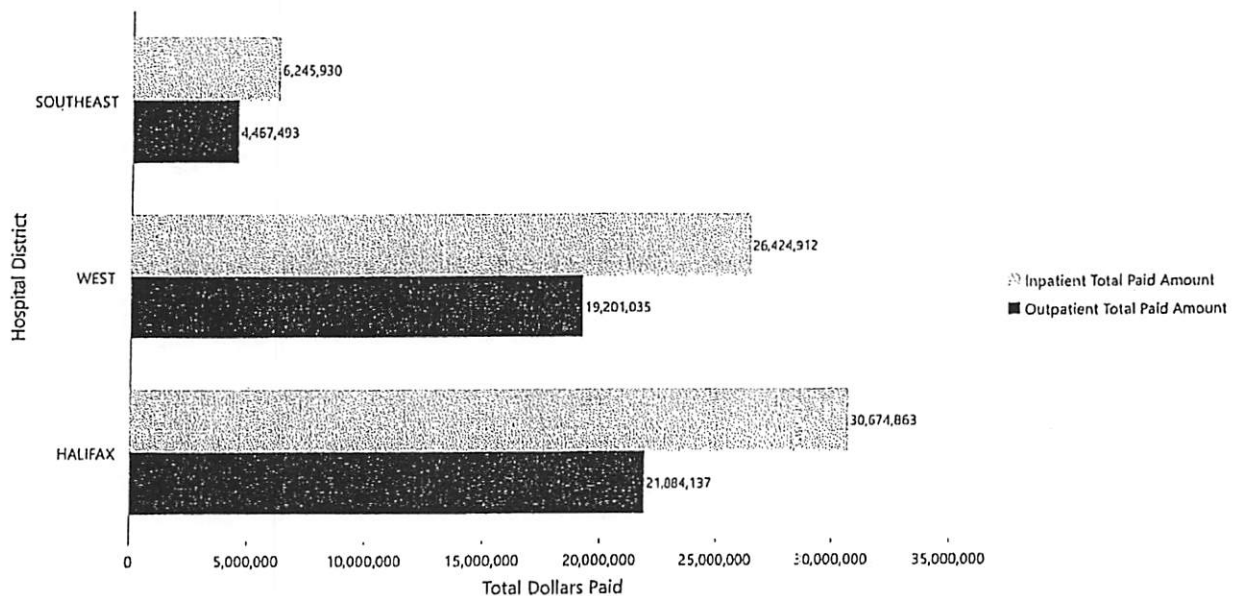


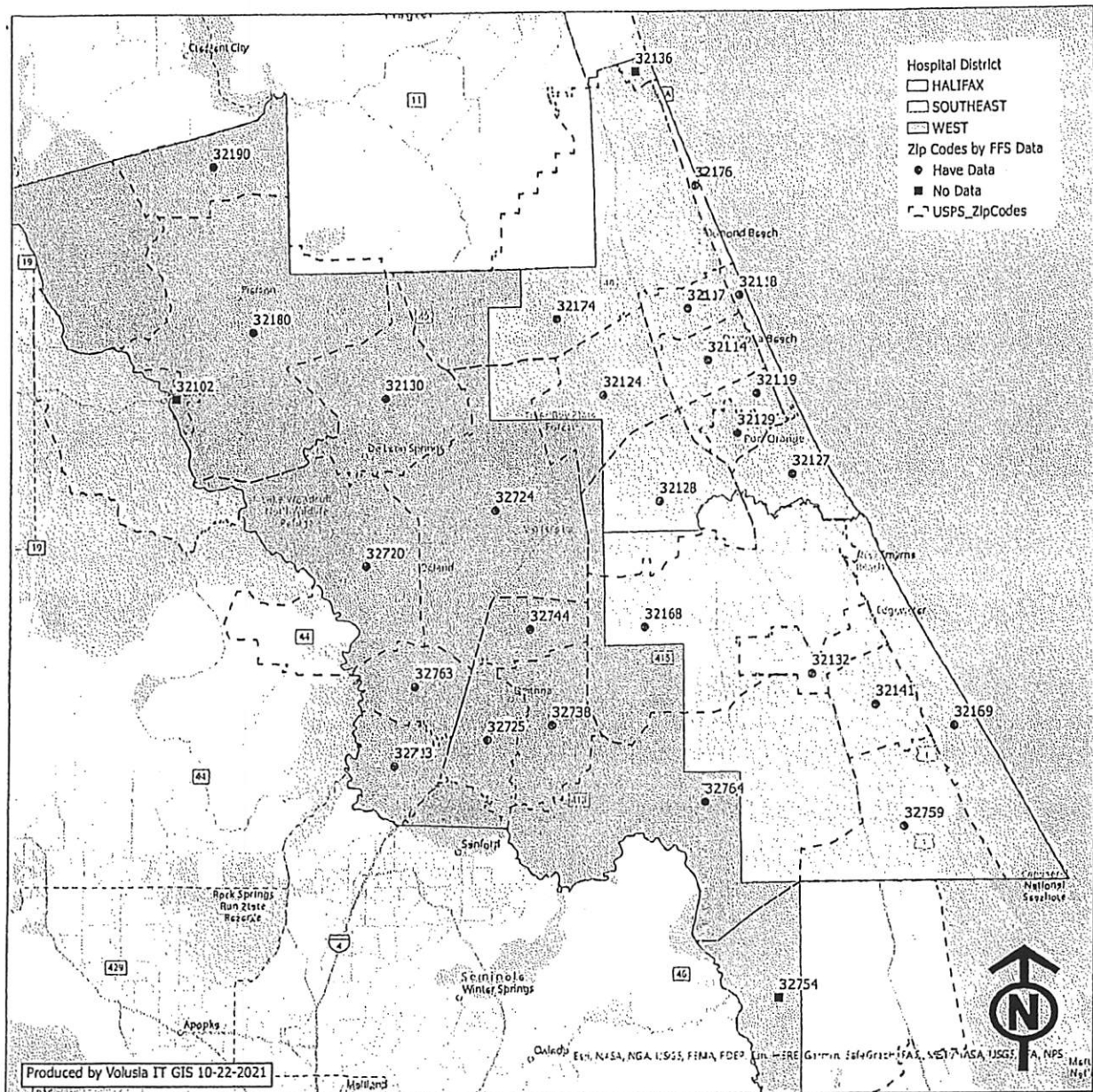
Comparison of Paid Billing for FY 2018/19 By Hospital District



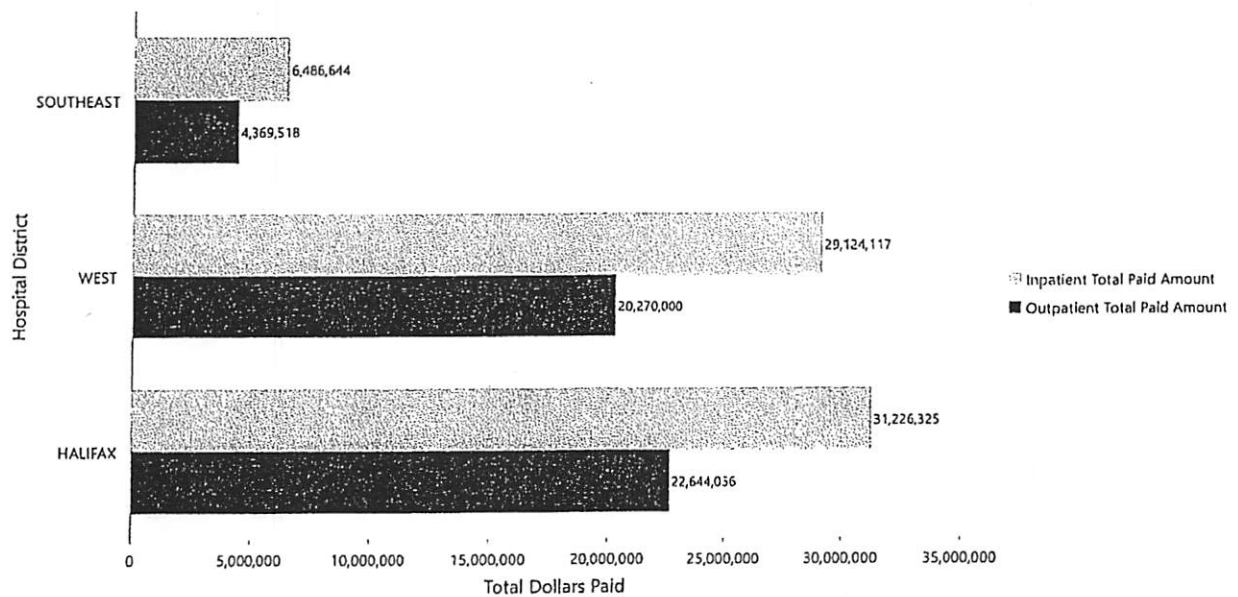


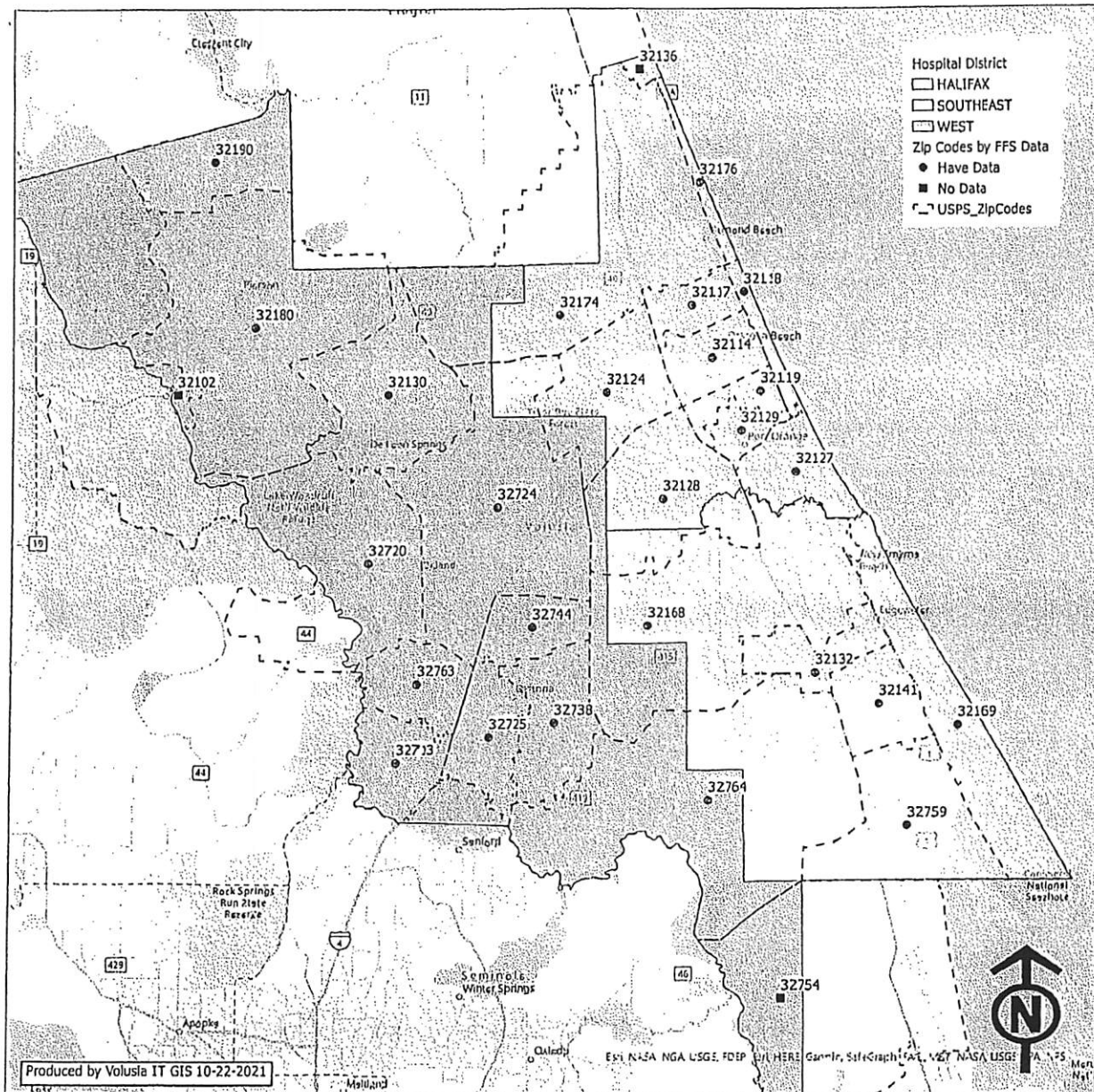
Comparison of Paid Billing for FY 2019/20 By Hospital District



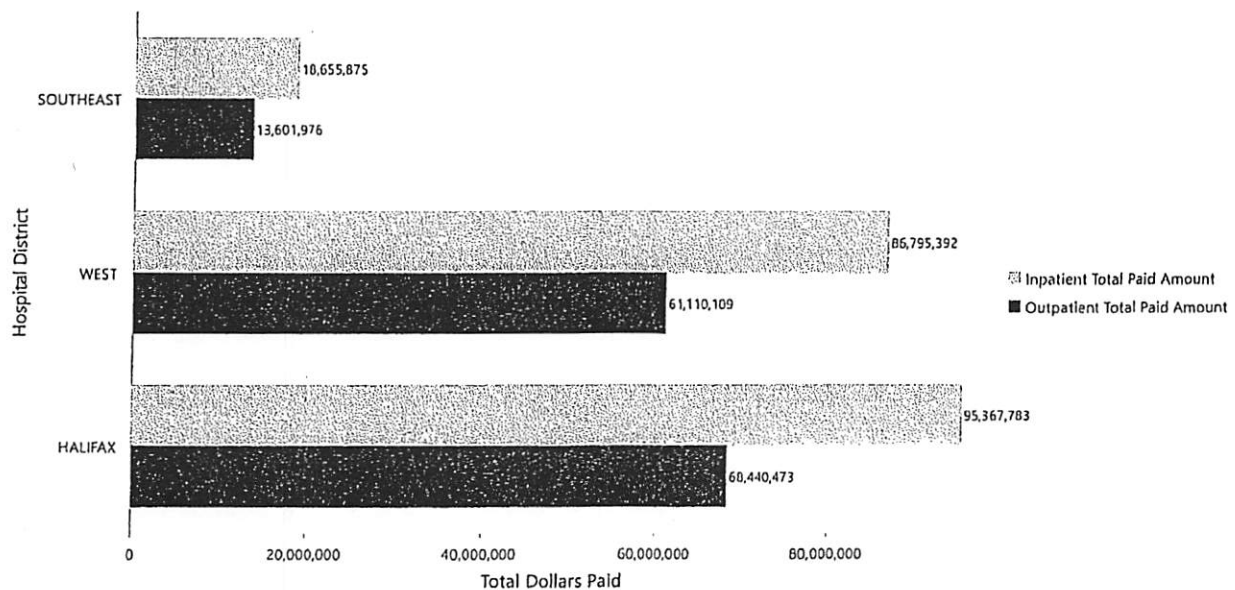


Comparison of Paid Billing for FY 2020/21 By Hospital District





Comparison of Paid Billing for all FYs By Hospital District



** Combined data from both billing sheets and leveraged geospatial weighting for each overlapping zip code. **

	SEast		West		Halifax	
	In	Out	In	Out	In	Out
2018/19	5,923,302	4,764,964	31,246,364	21,639,074	33,466,595	23,912,280
2019/20	6,245,930	4,467,493	26,424,912	19,201,035	30,674,863	21,884,137
2020/21	6,486,644	4,369,518	29,124,117	20,270,000	31,226,325	22,644,056
Total	18,655,876	13,601,975	86,795,393	61,110,109	95,367,783	68,440,473
		32,257,851		147,905,502		163,808,256
		9.38%		43.00%		47.62%

Florida Auditor General Operational Audit Beginning September 22, 2020 Cost CalculationsAdministrative/Accounting Costs

<u>Month</u>	<u>Costs</u>	<u>Running Total</u>	<u>Sub-Total</u>
Sep-20	\$595.00	\$595.00	
Oct-20	\$1,993.75	\$2,588.75	
Nov-20	\$915.00	\$3,503.75	
Dec-20	\$233.75	\$3,737.50	
Feb-21	\$595.00	\$4,332.50	
Mar-21	\$736.25	\$5,068.75	
Apr-21	\$563.75	\$5,632.50	
May-21	\$233.75	\$5,866.25	
Jun-21	\$2,696.25	\$8,562.50	
Jul-21	\$637.50	\$9,200.00	
Aug-21	\$1,147.50	\$10,347.50	
Sep-21	\$573.75	\$10,921.25	
Oct-21	\$807.50	\$11,728.75	
		\$11,728.75	

Legal Costs

Mar-21	1,300.00	1,300.00	
May-21	340.00	\$1,640.00	
Jul-21	160.00	\$1,800.00	
Aug-21	1,560.00	\$3,360.00	
Sep-21	225.00	\$3,585.00	
Oct-21	205.00	\$3,790.00	
		\$3,790.00	
		\$3,790.00	\$14,711.25

THE Neighborhood Center

West Volusia Hospital Authority

Compliance Coversheet

10-22-21

APPLIED FOR HEALTH CARD	2
HAD HEALTH CARD	41
REFERRAL MADE FOR HEALTH CARD	44
ZERO INCOME	53
HAD MEDCARE/MEDICAID	29
HAD OTHER INSURANCE	2
UNABLE TO OBTAIN ANY DOCUMENTATION TO VERIFY	12
TOTAL UNDUPLICATED CLIENTS SERVED	183
TOTAL ELIGIBLE	140
TOTAL INELIGIBLE	43

WVHA INCOME/INSURANCE STATUS - MASTER

NAME	HEALTH CARD, WVHA APP, PROVIDED REF, ZERO INCOME, MED, OTHER INSURANCE, UNABLE TO VERIFY	ELIGIBILITY STATUS
KB	APPLIED FOR CARD	ELIGIBLE
VB	APPLIED FOR CARD	ELIGIBLE
AM	HEALTH CARD	ELIGIBLE
BM	HEALTH CARD	ELIGIBLE
CP	HEALTH CARD	ELIGIBLE
CP	HEALTH CARD	ELIGIBLE
CG	HEALTH CARD	ELIGIBLE
CR	HEALTH CARD	ELIGIBLE
DH	HEALTH CARD	ELIGIBLE
DD	HEALTH CARD	ELIGIBLE
DD	HEALTH CARD	ELIGIBLE
DW	HEALTH CARD	ELIGIBLE
DJ	HEALTH CARD	ELIGIBLE
ER	HEALTH CARD	ELIGIBLE
FJ	HEALTH CARD	ELIGIBLE
JS	HEALTH CARD	ELIGIBLE
JC	HEALTH CARD	ELIGIBLE
JF	HEALTH CARD	ELIGIBLE
JB	HEALTH CARD	ELIGIBLE
JA	HEALTH CARD	ELIGIBLE
JK	HEALTH CARD	ELIGIBLE
KA	HEALTH CARD	ELIGIBLE
KB	HEALTH CARD	ELIGIBLE
KD	HEALTH CARD	ELIGIBLE
LB	HEALTH CARD	ELIGIBLE
LB	HEALTH CARD	ELIGIBLE
LH	HEALTH CARD	ELIGIBLE
MF	HEALTH CARD	ELIGIBLE
MM	HEALTH CARD	ELIGIBLE
NM	HEALTH CARD	ELIGIBLE
PG	HEALTH CARD	ELIGIBLE
PC	HEALTH CARD	ELIGIBLE
RF	HEALTH CARD	ELIGIBLE
RM	HEALTH CARD	ELIGIBLE
RL	HEALTH CARD	ELIGIBLE
RM	HEALTH CARD	ELIGIBLE
RV	HEALTH CARD	ELIGIBLE
RB	HEALTH CARD	ELIGIBLE
RH	HEALTH CARD	ELIGIBLE

SF	HEALTH CARD	ELIGIBLE
SK	HEALTH CARD	ELIGIBLE
TSC	HEALTH CARD	ELIGIBLE
VL	HEALTH CARD	ELIGIBLE
AW	MEDICAID/MEDICARE	NOT ELIGIBLE
BR	MEDICAID/MEDICARE	NOT ELIGIBLE
BM	MEDICAID/MEDICARE	NOT ELIGIBLE
CP	MEDICAID/MEDICARE	NOT ELIGIBLE
DS	MEDICAID/MEDICARE	NOT ELIGIBLE
DK	MEDICAID/MEDICARE	NOT ELIGIBLE
DB	MEDICAID/MEDICARE	NOT ELIGIBLE
DW	MEDICAID/MEDICARE	NOT ELIGIBLE
DB	MEDICAID/MEDICARE	NOT ELIGIBLE
DM	MEDICAID/MEDICARE	NOT ELIGIBLE
FS	MEDICAID/MEDICARE	NOT ELIGIBLE
FT	MEDICAID/MEDICARE	NOT ELIGIBLE
HD	MEDICAID/MEDICARE	NOT ELIGIBLE
JB	MEDICAID/MEDICARE	NOT ELIGIBLE
JC	MEDICAID/MEDICARE	NOT ELIGIBLE
KC	MEDICAID/MEDICARE	NOT ELIGIBLE
MD	MEDICAID/MEDICARE	NOT ELIGIBLE
MT	MEDICAID/MEDICARE	NOT ELIGIBLE
MH	MEDICAID/MEDICARE	NOT ELIGIBLE
NF	MEDICAID/MEDICARE	NOT ELIGIBLE
PW	MEDICAID/MEDICARE	NOT ELIGIBLE
QJ	MEDICAID/MEDICARE	NOT ELIGIBLE
RD	MEDICAID/MEDICARE	NOT ELIGIBLE
RS	MEDICAID/MEDICARE	NOT ELIGIBLE
RS	MEDICAID/MEDICARE	NOT ELIGIBLE
RG	MEDICAID/MEDICARE	NOT ELIGIBLE
TD	MEDICAID/MEDICARE	NOT ELIGIBLE
TB	MEDICAID/MEDICARE	NOT ELIGIBLE
VM	MEDICAID/MEDICARE	NOT ELIGIBLE
MR	OTHER INSURANCE	NOT ELIGIBLE
PR	OTHER INSURANCE	NOT ELIGIBLE
AG	CARD REFERRAL	ELIGIBLE
AG	CARD REFERRAL	ELIGIBLE
AS	CARD REFERRAL	ELIGIBLE
AR	CARD REFERRAL	ELIGIBLE
AG	CARD REFERRAL	ELIGIBLE
AB	CARD REFERRAL	ELIGIBLE
CM	CARD REFERRAL	ELIGIBLE
CW	CARD REFERRAL	ELIGIBLE
CD	CARD REFERRAL	ELIGIBLE
CB	CARD REFERRAL	ELIGIBLE
DC	CARD REFERRAL	ELIGIBLE
DW	CARD REFERRAL	ELIGIBLE

DW	CARD REFERRAL	ELIGIBLE
FH	CARD REFERRAL	ELIGIBLE
HB	CARD REFERRAL	ELIGIBLE
JJ	CARD REFERRAL	ELIGIBLE
JB	CARD REFERRAL	ELIGIBLE
JD	CARD REFERRAL	ELIGIBLE
JH	CARD REFERRAL	ELIGIBLE
JD	CARD REFERRAL	ELIGIBLE
JK	CARD REFERRAL	ELIGIBLE
JY	CARD REFERRAL	ELIGIBLE
KT	CARD REFERRAL	ELIGIBLE
KS	CARD REFERRAL	ELIGIBLE
KC	CARD REFERRAL	ELIGIBLE
KL	CARD REFERRAL	ELIGIBLE
LW	CARD REFERRAL	ELIGIBLE
LC	CARD REFERRAL	ELIGIBLE
ME	CARD REFERRAL	ELIGIBLE
MK	CARD REFERRAL	ELIGIBLE
MB	CARD REFERRAL	ELIGIBLE
NT	CARD REFERRAL	ELIGIBLE
PH	CARD REFERRAL	ELIGIBLE
PN	CARD REFERRAL	ELIGIBLE
PS	CARD REFERRAL	ELIGIBLE
RE	CARD REFERRAL	ELIGIBLE
RG	CARD REFERRAL	ELIGIBLE
SM	CARD REFERRAL	ELIGIBLE
SF	CARD REFERRAL	ELIGIBLE
SM	CARD REFERRAL	ELIGIBLE
TM	CARD REFERRAL	ELIGIBLE
TL	CARD REFERRAL	ELIGIBLE
VK	CARD REFERRAL	ELIGIBLE
YG	CARD REFERRAL	ELIGIBLE
AO	UNABLE TO VERIFY	NOT ELIGIBLE
BH	UNABLE TO VERIFY	NOT ELIGIBLE
CS	UNABLE TO VERIFY	NOT ELIGIBLE
CM	UNABLE TO VERIFY	NOT ELIGIBLE
DF	UNABLE TO VERIFY	NOT ELIGIBLE
JS	UNABLE TO VERIFY	NOT ELIGIBLE
JG	UNABLE TO VERIFY	NOT ELIGIBLE
LR	UNABLE TO VERIFY	NOT ELIGIBLE
PV	UNABLE TO VERIFY	NOT ELIGIBLE
SR	UNABLE TO VERIFY	NOT ELIGIBLE
TS	UNABLE TO VERIFY	NOT ELIGIBLE
VF	UNABLE TO VERIFY	NOT ELIGIBLE
AB	ZERO INCOME	ELIGIBLE
AC	ZERO INCOME	ELIGIBLE
AF	ZERO INCOME	ELIGIBLE

AM	ZERO INCOME	ELIGIBLE
AB	ZERO INCOME	ELIGIBLE
AG	ZERO INCOME	ELIGIBLE
BL	ZERO INCOME	ELIGIBLE
CV	ZERO INCOME	ELIGIBLE
CM	ZERO INCOME	ELIGIBLE
CC	ZERO INCOME	ELIGIBLE
DH	ZERO INCOME	ELIGIBLE
DL	ZERO INCOME	ELIGIBLE
DS	ZERO INCOME	ELIGIBLE
DB	ZERO INCOME	ELIGIBLE
EA	ZERO INCOME	ELIGIBLE
FT	ZERO INCOME	ELIGIBLE
IM	ZERO INCOME	ELIGIBLE
JK	ZERO INCOME	ELIGIBLE
JL	ZERO INCOME	ELIGIBLE
JG	ZERO INCOME	ELIGIBLE
JZ	ZERO INCOME	ELIGIBLE
JB	ZERO INCOME	ELIGIBLE
JL	ZERO INCOME	ELIGIBLE
JD	ZERO INCOME	ELIGIBLE
KK	ZERO INCOME	ELIGIBLE
KL	ZERO INCOME	ELIGIBLE
KH	ZERO INCOME	ELIGIBLE
LD	ZERO INCOME	ELIGIBLE
LW	ZERO INCOME	ELIGIBLE
LL	ZERO INCOME	ELIGIBLE
LW	ZERO INCOME	ELIGIBLE
MJ	ZERO INCOME	ELIGIBLE
MS	ZERO INCOME	ELIGIBLE
MH	ZERO INCOME	ELIGIBLE
MP	ZERO INCOME	ELIGIBLE
MJ	ZERO INCOME	ELIGIBLE
MC	ZERO INCOME	ELIGIBLE
MD	ZERO INCOME	ELIGIBLE
MR	ZERO INCOME	ELIGIBLE
MH	ZERO INCOME	ELIGIBLE
ND	ZERO INCOME	ELIGIBLE
NS	ZERO INCOME	ELIGIBLE
RW	ZERO INCOME	ELIGIBLE
RW	ZERO INCOME	ELIGIBLE
SM	ZERO INCOME	ELIGIBLE
SA	ZERO INCOME	ELIGIBLE
SH	ZERO INCOME	ELIGIBLE
ST	ZERO INCOME	ELIGIBLE
TI	ZERO INCOME	ELIGIBLE
TM	ZERO INCOME	ELIGIBLE

WC	ZERO INCOME	ELIGIBLE
YV	ZERO INCOME	ELIGIBLE
ZD	ZERO INCOME	ELIGIBLE

**West Volusia Hospital Authority
Financial Statements
October 31, 2021**



Dreggors, Rigsby & Teal, P.A.

Advisors for Life

Certified Public Accountant | Registered Investment Advisor

1006 N. Woodland Boulevard ■ DeLand, FL 32720

(386) 734-9441 ■ www.drtpa.com

Ronald J. Cantlay, CPA/CFP®

James H. Dreggors, CPA

Victoria A. Kizma, CPA

Robin C. Lennon, CPA

John A. Powers, CPA

Ann J. Rigsby, CPA/PFS/CFP®

Melissa J. Trickey, CPA

To the Board of Commissioners
West Volusia Hospital Authority
P. O. Box 940
DeLand, FL 32720-0940

Management is responsible for the accompanying balance sheet (modified cash basis) of West Volusia Hospital Authority, as of October 31, 2021 and the related statement of revenues and expenditures - budget and actual (modified cash basis) for the month then ended and year-to-date, in accordance with accounting principles generally accepted in the United States of America. We have performed a compilation engagement in accordance with Statements on Standards for Accounting and Review Services promulgated by the Accounting and Review Services Committee of the AICPA. We did not audit or review the financial statements nor were we required to perform any procedures to verify the accuracy or completeness of the information provided by management. Accordingly, we do not express an opinion, a conclusion, nor provide any form of assurance on these financial statements.

The accompanying supplemental information contained in Schedule I is presented for purposes of additional analysis and is not a required part of the basic financial statements. This information is the representation of management. The information was subject to our compilation engagement; however, we have not audited or reviewed the supplementary information and, accordingly, do not express an opinion, a conclusion, nor provide any assurance on such supplementary information.

Management has elected to omit substantially all of the disclosures required by accounting principles generally accepted in the United States of America. If the omitted disclosures were included in the financial statements, they might influence the user's conclusions about the Authority's financial position, results of operations, and cash flows. Accordingly, the financial statements are not designed for those who are not informed about such matters.

We are not independent with respect to West Volusia Hospital Authority.

Dreggors, Rigsby & Teal, P.A.

Dreggors, Rigsby & Teal, P.A.
Certified Public Accountants
DeLand, FL

November 10, 2021

MEMBERS

American Institute of
Certified Public Accountants

the *CPAlliance* network

Florida Institute of
Certified Public Accountants

West Volusia Hospital Authority

Balance Sheet

Modified Cash Basis

October 31, 2021

Assets

Current Assets

Petty Cash	\$	100.00
Intracoastal Bank - Money Market		2,295,441.19
Intracoastal Bank - Operating		500,279.46
Mainstreet Community Bank (MCB) - MM		8,706,245.29
MCB Escrow Account		200,000.00
Surety Bank - MM		8,004,727.49
Taxes Receivable		121,920.00
Total Current Assets		19,828,713.43

Fixed Assets

Land		145,000.00
Buildings		422,024.71
Building Improvements		362,091.33
Equipment		53,974.56
Leasehold Improvements		23,232.63
Total Fixed Assets		1,006,323.23
Less Accum. Depreciation		(409,309.80)
Total Net Fixed Assets		597,013.43

Other Assets

Deposits		2,000.00
Total Other Assets		2,000.00
Total Assets		20,427,726.86

Liabilities and Net Assets

Current Liabilities

Deferred Revenue		116,506.00
Total Current Liabilities		116,506.00

Net Assets

Unassigned Fund Balance		18,561,314.85
Restricted Fund Balance		208,000.00
Assigned Fund Balance		2,000,000.00
Nonspendable Fund Balance		597,013.43
Net Income Excess (Deficit)		(1,055,107.42)
Total Net Assets		20,311,220.86
Total Liabilities and Net Assets	\$	20,427,726.86

West Volusia Hospital Authority
Statement of Revenue and Expenditures
Modified Cash Basis
Budget and Actual
For the 1 Month and 1 Month Ended October 31, 2021

	<u>Annual Budget</u>	<u>Current Period Actual</u>	<u>Year To Date Actual</u>	<u>Budget Balance</u>
Revenue				
Ad Valorem Taxes	17,400,000	1,066	1,066	17,398,934
Investment Income	45,000	1,461	1,461	43,539
Other Income	0	1,583	1,583	(1,583)
Use of Prior Year Reserves	<u>1,177,700</u>	<u>0</u>	<u>0</u>	<u>1,177,700</u>
Total Revenue	<u>18,622,700</u>	<u>4,110</u>	<u>4,110</u>	<u>18,618,590</u>
Healthcare Expenditures				
Hospital Services	3,000,000	335,761	335,761	2,664,239
Emergency Room Care	1,000,000	37	37	999,963
Primary Care	2,500,000	264,883	264,883	2,235,117
Pharmacy	900,000	0	0	900,000
Specialty Care	3,000,000	227,304	227,304	2,772,696
County Medicaid Reimbursement	2,359,000	0	0	2,359,000
The House Next Door	100,000	1,999	1,999	98,001
The Neighborhood Center	150,000	7,700	7,700	142,300
Rising Against All Odds	116,925	0	0	116,925
Community Legal Services	100,756	8,215	8,215	92,541
Hispanic Health Initiatives	65,000	4,550	4,550	60,450
Florida Dept of Health Dental Svcs	150,000	9,586	9,586	140,414
Stewart Marchman - ACT	928,336	45,415	45,415	882,921
New Hope Human Svcs Homeless Cert	50,000	0	0	50,000
Health Start Coalition of Flagler & Volusia	207,891	13,957	13,957	193,934
H C R A	800,000	3,900	3,900	796,100
Other Healthcare Costs	<u>650,000</u>	<u>0</u>	<u>0</u>	<u>650,000</u>
Total Healthcare Expenditures	<u>16,077,908</u>	<u>923,307</u>	<u>923,307</u>	<u>15,154,601</u>
Other Expenditures				
Advertising	7,000	2,122	2,122	4,878
Annual Independent Audit	17,000	0	0	17,000
Building & Office Costs	100,000	5,472	5,472	94,528
General Accounting	68,100	6,095	6,095	62,005
General Administrative	65,100	4,878	4,878	60,222
Legal Counsel	80,000	12,915	12,915	67,085
City of DeLand Tax Increment District	90,000	0	0	90,000
Tax Collector & Appraiser Fee	630,000	21	21	629,979
TPA Services	620,000	59,383	59,383	560,617
Healthy Communities	72,202	7,589	7,589	64,613
Application Screening				
Application Screening - THND	417,590	33,000	33,000	384,590
Application Screening - RAO	52,800	3,712	3,712	49,088
Workers Compensation Claims	25,000	0	0	25,000
Other Operating Expenditures	<u>300,000</u>	<u>723</u>	<u>723</u>	<u>299,277</u>
Total Other Expenditures	<u>2,544,792</u>	<u>135,910</u>	<u>135,910</u>	<u>2,544,792</u>
Total Expenditures	<u>18,622,700</u>	<u>1,059,217</u>	<u>1,059,217</u>	<u>17,563,483</u>
Excess (Deficit)	<u>0</u>	<u>(1,055,107)</u>	<u>(1,055,107)</u>	<u>1,055,107</u>

West Volusia Hospital Authority
Schedule I - Healthcare Expenditures
Modified Cash Basis
Budget and Actual
For the 1 Month and 1 Month Ended October 31, 2021

	Annual Budget	Current Period Actual	Year To Date Actual	Budget Balance
Healthcare Expenditures				
AdventHealth	1,500,000	121,803	121,803	1,378,197
Halifax Hospital	1,500,000	213,958	213,958	1,286,042
Emergency Room Care	1,000,000	37	37	999,963
Primary Care	2,500,000	264,883	264,883	2,235,117
Pharmacy	900,000	0	0	900,000
Specialty Care	3,000,000	227,304	227,304	2,772,696
County Medicaid Reimbursement	2,359,000	0	0	2,359,000
Florida Dept of Health Dental Svcs	150,000	9,586	9,586	140,414
Good Samaritan				
The House Next Door	100,000	1,999	1,999	98,001
The Neighborhood Center	100,000	7,700	7,700	92,300
TNC Healthcare Navigation Program	50,000	0	0	50,000
Rising Against All Odds	116,925	0	0	116,925
Community Legal Services	100,756	8,215	8,215	92,541
Hispanic Health Initiatives	65,000	4,550	4,550	60,450
Stewart Marchman - ACT				
SMA - Homeless Program	78,336	3,015	3,015	75,321
SMA - Residential Treatment	550,000	42,400	42,400	507,600
SMA - Baker Act - Match	300,000	0	0	300,000
New Hope Human Svcs Homeless Cert	50,000	0	0	50,000
Health Start Coalition of Flagler & Volusia				
HSCFV - Community Health Nurse	50,000	0	0	50,000
HSCFV - Outreach	81,560	6,213	6,213	75,347
HSCFV - Fam Services	76,331	7,744	7,744	68,587
HCRA				
H C R A - In County	400,000	3,900	3,900	396,100
H C R A - Outside County	400,000	0	0	400,000
Other Healthcare Costs	650,000	0	0	650,000
Total Healthcare Expenditures	16,077,908	923,307	923,307	15,154,601

West Volusia Hospital Authority
Schedule II - Statement of Revenue and Expenditures
Modified Cash Basis

For the 1 Month and 1 Month Ended October 31, 2021 and October 31, 2020

	1 Month Ended October 31, 2021	1 Month Ended October 31, 2020	1 Month Ended October 31, 2021	1 Month Ended October 31, 2020
Revenue				
Ad Valorem Taxes	1,066	2,249	1,066	2,249
Investment Income	1,461	6,835	1,461	6,835
Other Income	1,583	0	1,583	0
Total Revenue	<u>4,110</u>	<u>9,084</u>	<u>4,110</u>	<u>9,084</u>
Healthcare Expenditures				
Hospital Services	335,761	71	335,761	71
Emergency Room Care	37	0	37	0
Primary Care	264,883	182,945	264,883	182,945
Pharmacy	0	0	0	0
Specialty Care	227,304	15,860	227,304	15,860
The House Next Door	1,999	0	1,999	0
The Neighborhood Center	7,700	0	7,700	0
Community Legal Services	8,215	0	8,215	0
Hispanic Health Initiatives	4,550	0	4,550	0
Florida Dept of Health Dental Svcs	9,586	0	9,586	0
Stewart Marchman - ACT	45,415	0	45,415	0
New Hope Human Svcs Homeless Cert	0	0	0	0
Health Start Coalition of Flagler & Volusia	13,957	0	13,957	0
H C R A	3,900	0	3,900	0
Other Healthcare Costs	0	22,915	0	22,915
Total Healthcare Expenditures	<u>923,307</u>	<u>221,791</u>	<u>923,307</u>	<u>221,791</u>
Other Expenditures				
Advertising	2,122	0	2,122	0
Building & Office Costs	5,472	3,630	5,472	3,630
General Accounting	6,095	0	6,095	0
General Administrative	4,878	0	4,878	0
Legal Counsel	12,915	5,900	12,915	5,900
Tax Collector & Appraiser Fee	21	39	21	39
TPA Services	59,383	92,923	59,383	92,923
Healthy Communities	7,589	0	7,589	0
Application Screening				
Application Screening - THND	33,000	0	33,000	0
Application Screening - RAAO	3,712	0	3,712	0
Application Screening - SMA	0	0	0	0
Workers Compensation Claims	0	0	0	0
Other Operating Expenditures	723	0	723	0
Total Other Expenditures	<u>135,910</u>	<u>102,492</u>	<u>135,910</u>	<u>102,492</u>
Total Expenditures	<u>1,059,217</u>	<u>324,283</u>	<u>1,059,217</u>	<u>324,283</u>
Excess (Deficit)	<u>(1,055,107)</u>	<u>(315,199)</u>	<u>(1,055,107)</u>	<u>(315,199)</u>

See Accountants' Compilation Report