

**West Volusia Hospital Authority**  
**WVHA BOARD OF COMMISSIONERS REGULAR MEETING**  
**July 16, 2020 Commencing upon the Conclusion of the Budget**  
**Workshop**

**Held Via Teleconference: 1-339-209-4657, Access Code: 776002**

**DeLand, FL**

**AGENDA**

1. Call to Order
2. Opening Observance followed by a moment of silence
3. Approval of Proposed Agenda
4. Consent Agenda
  - A. Approval of Minutes Special Meeting June 18, 2020
  - B. Joint Meeting Minutes with the CAC June 18, 2020
5. Citizens Comments
6. Reporting Agenda
  - A. EBMS June Report, Dr. Andrew Murray, CMO, Darik Croft, COO, miCare Clinics
  - B. UMR June Report – Written Submission
  - C. FQHC Report, Northeast Florida Health Services, Inc.  
d/b/a/ Family Health Source (FHS) June Report – Written Submission
  - D. The House Next Door (THND) June HealthCard Report – Written Submission
7. Contractual Utilization Reports to the WVHA Board of Commissioners
  - A. Gail Hallmon, Operations Director, The House Next Door (THND)-  
Therapeutic Services
  - B. John Guthrie, ED, Healthy Communities
8. Discussion Items
  - A. Proposed Millage Rate
  - B. Site Visits 2019-2020 - DRT Engagement Letter attached
    1. Florida Department of Health – Dental Services
    2. The House Next Door – Therapeutic Services
    3. Community Legal Services of Mid-Florida
    4. The Neighborhood Center (TNC) – Outreach Services
    5. TNC – Healthcare Navigation Program
    6. Hispanic Health Initiative – MRA/Education/Case Mgmt.
    7. SMA - Homeless Services
  - C. Rising Against All Odds Proposal for Prescreening
  - D. EMBS Phase 2 Update
    1. Coordination of transition with NEFHS Update-Pharmacy Update
  - E. Follow-Up Items
    1. WVHA Summary Plan Document (SPD) EBMS/Veracity  
Recommendations
9. Finance Report
  - A. June Financials
10. Legal Update
11. Commissioner Comments
12. Adjournment

**WEST VOLUSIA HOSPITAL AUTHORITY  
WVHA BOARD OF COMMISSIONERS SPECIAL MEETING**

**4:00 P.M.**

Via [www.freeconferencecall.com](http://www.freeconferencecall.com) Call in number: 1-339-209-4657

Access Code: 776002

June 18, 2020

DeLand, Florida

**Those in Attendance:**

Commissioner Dolores Guzman  
Commissioner Andy Ferrari  
Commissioner John Hill  
Commissioner Voloria Manning  
Commissioner Judy Craig

**CAC Members in Attendance:**

Linda White  
Donna Pepin  
Elmer Holt  
Joyce Cusack  
Jenneffer Pulapaka  
Lynn Hoganson  
Ann Flowers  
Jacquie Lewis

**Others Present:**

Attorney for the Authority: Theodore Small, Law Office of Theodore W. Small, P.A.  
Accountant for the Authority: Ron Cantlay, Dreggors, Rigsby & Teal, (DRT) P.A.  
Administrative Support: Eileen Long, DRT  
Dr. Andrew Murray, CMO/EBMS  
Darik Croft, COO/miCare Clinics

**Call to Order**

Chair Guzman called the meeting to order. The meeting took place via teleconference #1-339-209-4657, DeLand, Florida, having been legally noticed in the Daytona Beach News-Journal, a newspaper of general circulation in Volusia County, commencing at 4:00 p.m.

**Approval of Proposed Agenda**

**Motion 034 – 2020** Commissioner Craig motioned to approve the proposed agenda as presented. Commissioner Craig seconded the motion.

**Roll Call:**

Commissioner Ferrari                      Yes

Commissioner Craig	Yes
Commissioner Hill	Yes
Commissioner Manning	Yes
Chair Guzman	Yes

The motion passed unanimously.

**WVHA Administrative Services FY 2020-2021**  
**The House Next Door HealthCard Program**  
**Rising Against All Odds Proposal for Prescreening**  
**Healthy Communities Outreach Services**

There was Board Discussion regarding the Administrative Proposals submitted. A Representative from The House Next Door, Gail Hallmon explained why their proposal reflected an increase in funding.

Commissioner Hill commented on the Rising Against All Odds Proposal for Prescreening Services stating that he did not believe this proposal lent itself to any cost savings for the WVHA.

**Motion 035 – 2020** Commissioner Hill Motioned not to approve funding \$50,000.00 to Rising Against All Odds for Prescreening Services. Commissioner Ferrari seconded the motion.

Ms. Brenda Flowers, RAAO explained that the WVHA funding helps RAAO serve the underserved, and it would be a disservice to the community to stop this service.

**Roll Call:**

Commissioner Ferrari	Yes
Commissioner Craig	Yes
Commissioner Hill	Yes
Commissioner Manning	No
Chair Guzman	Yes

The motion carried.

There was Board discussion regarding Healthy Communities, there was no representative on the call as they have all been furloughed due to the COVID-19.

**EBMS/Veracity Phase 2 Update**

Chair Guzman asked Attorney Small to take the floor.

Mr. Small recommended that the Board entertain a motion for approval to Amendment No. 1 of the Administrative Services Agreement between EBMS and the WVHA, he has no legal objections to the form of the agreement.

**Motion 036 – 2020** Commissioner Ferrari motioned to approve Amendment No. 1 to the Administrative Services Agreement together with its respective Exhibits, Attachments and Amendments thereto (if any) between EBMS and WVHA. Commissioner Craig seconded the motion.

Roll Call:

Commissioner Ferrari	Yes
Commissioner Craig	Yes
Commissioner Hill	Yes
Commissioner Manning	Yes
Chair Guzman	Yes

The motion passed unanimously.

**Commissioner Comments**

**Adjournment**

There being no further business to come before the Board, the meeting was adjourned.

Adjournment

Dolores Guzman, Chair



**WEST VOLUSIA HOSPITAL AUTHORITY  
WVHA BOARD OF COMMISSIONERS JOINT MEETING WITH THE  
CITIZENS ADVISORY COMMITTEE**

**4:43 P.M.**

Via [www.freeconferencecall.com](http://www.freeconferencecall.com) Call in number: 1-339-209-4657

Access Code: 776002

June 18, 2020

DeLand, Florida

**Those in Attendance:**

Commissioner Dolores Guzman  
Commissioner Andy Ferrari  
Commissioner John Hill  
Commissioner Voloria Manning  
Commissioner Judy Craig

**CAC Members in Attendance:**

Linda White  
Donna Pepin  
Elmer Holt  
Joyce Cusack  
Jenneffer Pulapaka  
Lynn Hoganson  
Ann Flowers  
Jacquie Lewis  
Althea Whittaker (at 5:25 p.m. Althea joined the conference call after the Joint Meeting had already been adjourned at 5:21 p.m.)

**Absent:**

Alissa Lapinsky (Unexcused)

**Others Present:**

Attorney for the Authority: Theodore Small, Law Office of Theodore W. Small, P.A.  
Accountant for the Authority: Ron Cantlay, Dreggors, Rigsby & Teal, (DRT) P.A.  
Administrative Support: Eileen Long, DRT  
Dr. Andrew Murray, CMO/EBMS  
Darik Croft, COO/miCare Clinics

**Call to Order**

Chair Guzman called the meeting to order. The meeting took place via teleconference #1-339-209-4657, DeLand, Florida, having been legally noticed in the Daytona Beach News-Journal, a newspaper of general circulation in Volusia County, commencing at 4:43 p.m.

## **Approval of Proposed Agenda**

**Motion 037 – 2020** Commissioner Craig motioned to approve the amended agenda as presented. Commissioner Hill seconded the motion.

Roll Call:

Commissioner Ferrari	Yes
Commissioner Craig	Yes
Commissioner Hill	Yes
Commissioner Manning	Yes
Chair Guzman	Yes

The motion passed unanimously.

## **Consent Agenda**

### **Approval of Minutes – Teleconference May 21, 2020**

**Motion 038 – 2020** Commissioner Ferrari motioned to approve the consent agenda. Commissioner Manning seconded the motion.

Roll Call:

Commissioner Ferrari	Yes
Commissioner Craig	Yes
Commissioner Hill	Yes
Commissioner Manning	Yes
Chair Guzman	Yes

The motion passed unanimously.

## **Citizens Comments**

There were none.

## **Citizens Advisory Committee (CAC), Elmer Holt, Chair**

### **Minutes Ranking Meeting June 16, 2020**

### **CAC Ranking Results and Comments June 16, 2020 (spreadsheets attached)**

Roll Call of CAC for Attendance:

Chair Holt	Here
Member Pepin	Here
Member Flowers	Here
Member Hoganson	Here
Member Pulapaka	Not Present (Member Pulapaka joined the conference call at 5:00 p.m.)
Member Lewis	Here
Member White	Here
Member Cusack	Here

Member Whittaker Not Present (member Whittaker joined the conference call after the Joint Meeting with the CAC had adjourned at 5:21 pm and she joined at 5:25 pm).

Ms. Long asked Chair Guzman if the Board could allow the CAC a few minutes to review the transcribed Ranking Minutes of June 16, 2020 as they were only sent out to the Committee Members a few moments ago.

Chair Guzman agreed and moved on to the Reporting Agenda.

**Reporting Agenda**

**EBMS May Report – Written Submission**

**UMR May Report – Written Submission**

**FQHC May Report – Written Submission**

**Northeast Florida Health Services, Inc. (NEFHS)**

**d/b/a Family Health Source (FHS)**

**The House Next Door May 2020 Application Processing Report**

**Gail Hallmon, Operations Director, THND Quarterly Report WVHA  
HealthCard Program**

There was not any Board discussion or questions regarding any of the report submittals. The reports were accepted for the public record.

CAC Chair Holt called for a motion to approve the CAC Ranking Meeting Minutes of June 16, 2020.

Member Donna Pepin motioned to approve the CAC Ranking Minutes of June 16, 2020.  
Member Joyce Cusack seconded the motion.

**Roll Call:**

Chair Holt	Yes
Member Pepin	Yes
Member Flowers	Yes
Member Hoganson	Yes
Member Pulapaka	Yes
Member Lewis	Yes
Member White	Yes
Member Cusack	Yes

The motion carried by an 8-0-2 vote.

Chair Holt presented a short report to the Board regarding the application process and the June 16, 2020 Ranking Meeting.

The Board all expressed their appreciation to the CAC for the service they provide for the Board during this funding review process.

**CAC meeting adjournment (CAC members may exit if desired)**

**Discussion Items**

**EBMS/Veracity Phase 2 Update (see email dated 6/11/2020 attached)**

Chair Guzman referred to Dr. Andrew Murray/EBMS email dated June 11, 2020 subject: “WVHA Phase 2 Implementation – recommended next steps for 6/18 Board Meeting”, that outlined three authorizations EBMS would need to begin the Phase 2 implementation (attached).

**Motion 039 – 2020** Commissioner Ferrari moved to approve the steps as outlined in Dr. Andrew Murray’s June 11, 2020 email as referenced by Chair Guzman. Commissioner Craig seconded the motion.

Mr. Small stated that he was unclear whether or not that motion was in good form because that email includes a reference to the EBMS contract that the Board already approved during the Special Meeting, motion 036-2020.

**Motion (AMENDED) 039 – 2020** Commissioner Ferrari amended his motion to approve items 1. and 2. as outlined in Dr. Murray’s email of June 11, 2020. Commissioner Craig seconded the amended motion.

**Roll Call:**

Commissioner Ferrari	Yes
Commissioner Craig	Yes
Commissioner Hill	Yes
Commissioner Manning	Yes
Chair Guzman	Yes

The motion passed unanimously.

**NEFHS Lease Amendment-Prorated \$2,999.50 September 2020 Rent**

**Motion 040 – 2020** Commissioner Hill motioned to approve the NEFHS Lease Amendment with the prorated \$2,999.50 September Rent. Commissioner Ferrari seconded the motion.

**Roll Call:**

Commissioner Ferrari	Yes
Commissioner Craig	Yes
Commissioner Hill	Yes
Commissioner Manning	Yes
Chair Guzman	Yes

The motion passed unanimously.

## **Annual Filing Requirement Statement of Interest Form I (attached)**

Commissioners Ferrari, Craig, Hill and Manning had already filed their Statement of Interest Form I and Chair Guzman stated that she would get hers filed the following week.

### **Follow Up Items**

**WVHA Eligibility Guidelines EBMS/Veracity Recommendations (see email dated 6/11/2020)**

**Motion 041 – 2020** Commissioner Craig referred to Dr. Murray's email dated June 11, 2020 received at 8:46 a.m., Subject: WVHA HealthCard program recommendations; Page 12/35 – Section 6.02 Policy For Termination stating for the record that she believed this language was too broad and too strong for the WVHA HealthCard population. Commissioner Ferrari seconded the motion.

There was much Board discussion pro and con the termination language.

Dr. Andrew Murray explained that this termination language builds upon the termination policies that the Board had previously adopted.

Mr. Small believed, after Dr. Murray's explanation, that the Board already had strict policies for termination in the WVHA Eligibility Guidelines, thus he didn't believe this additional language was necessary.

Commissioner Ferrari withdrew his second. Commissioner Craig withdrew her motion.

Chair Guzman stated for the record that the WVHA Eligibility Guidelines will remain unchanged.

**WVHA Summary Plan Document (SPD) EBMS/Veracity Recommendations (see email dated 6/11/2020)**

Chair Guzman explained that the Summary Plan Document (SPD) recommendations will be tabled until the July Meeting as EBMS/Veracity have not completed their recommendations.

### **Finance Report**

#### **May Financials**

**June 1, 2020 Pre-Preliminary Tax Roll Values per F.S. 200.065(8)**

**Motion 042 – 2020** Commissioner Ferrari motioned to pay the expenditures totaling \$2,337,711.55. Commissioner Craig seconded the motion.

Roll Call:

Commissioner Ferrari	Yes
Commissioner Craig	Yes
Commissioner Hill	Yes

Commissioner Manning	Yes
Chair Guzman	Yes

The motion passed unanimously.

## **Legal Update**

### **Commissioner Comments**

There were many Commissioner Comments congratulating Commissioners Elect Manning, Acardi and Soukup.

Commissioner Hill asked if Dr. Murray was still on the conference call.

Dr. Murray said yes.

Commissioner Hill asked Dr. Murray if EBMS/Veracity could bring back some additional information in regards to what services they plan on offering under the Comprehensive Plan for primary care services. Do they plan on expanding those primary care services beyond what is currently being offered by NEFHS? Secondly, he was worried about the transition of the sensitive medical records.

Dr. Murray explained that EBMS/Veracity intends to expand services beyond what is currently being provided by NEFHS today. Part of that expansion will include disease management, diabetes, hypertension, asthma, COPD, he further stressed that he was aware that there was a strong need in the community for HIV testing. EBMS/Veracity wants to bring more and more of these services in-house. Their vision is that the HealthCard members receive all of their health care services in the primary clinic. He assured Commissioner Hill that there is a well-established process in the primary care provider environment for the transfer of medical records and this will happen via electronic medical records. EBMS/Veracity will enter into a Business Associate Agreement with NEFHS.

## **Adjournment**

There being no further business to come before the Board, the meeting was adjourned.

Adjournment

Dolores Guzman, Chair



EBMS

July 7, 2020

Submission Report for  
WVHA Board Members

# Table of Contents

Executive Summary Current Month & YTD .....	1
PCORI Membership Count .....	5
Enrollment Counts by Postal Code .....	6
Tier Census .....	7
Benefit Analysis Summary Current Month & YTD.....	8
Cost of Major Current Month & YTD.....	11
Cost of Minor Current Month & YTD.....	13
Summary of Claims Paid by Location.....	24
Paid Amount by PCP Encounters Current Month & YTD.....	26
Claims paid by Month .....	28





# Executive Summary for 00532

Client: West Volusia Hospital Authority  
 Paid Dates: 6/1/2020 to 6/30/2020  
 Location: All

Benefit Plan: All  
 TIN: All

Plan Experience Summary			Cash Flow Summary		Disallowed Charges by Category		
Claim Counts	3917		Charges	\$5,098,789	Disallowed Category	Amount	% of Gross
Claim Type	Total Paid	Per EE/Mo	less Disallowed	\$4,406,717	Addl Info Not Provided	\$385,145	7.55%
Medical	\$674,613	\$340	Allowed	\$692,072	Duplicate Charges	\$7,163	0.14%
Professional	\$321,439	\$162	less Member	\$18,523	Not Medically...	\$68	0.00%
Facility	\$353,174	\$178	less Adjustments	-\$1,064	Plan Limitations	\$623,871	12.24%
<b>Total Plan Paid:</b>	<b>\$674,613</b>	<b>\$340</b>	Paid Benefit	\$674,613	Other	\$3,390,468	66.50%
			plus Admin Costs	\$0	<b>Total:</b>	<b>\$4,406,717</b>	<b>86.43%</b>
			<b>Total Plan Paid:</b>	<b>\$674,613</b>			

Census										
Census Date:	Male Emp	Female Emp	Total Employees	Male Spouse	Female Spouse	Male Dep	Female Dep	Total Medical	Total Dental	Total Vision
6/30/2020										
0 to 19	21	35	56	0	0	0	0	56	0	0
20 to 25	60	57	117	0	0	0	0	117	0	0
26 to 29	58	43	101	0	0	0	0	101	0	0
30 to 39	146	158	304	0	0	0	0	304	0	0
40 to 49	188	246	434	0	0	0	0	434	0	0
50 to 59	259	366	625	0	0	0	0	625	0	0
60 to 64	85	174	259	0	0	0	0	259	0	0
65 and Older	24	62	86	0	0	0	0	86	0	0
<b>Totals</b>	<b>841</b>	<b>1141</b>	<b>1982</b>	<b>0</b>	<b>0</b>	<b>0</b>	<b>0</b>	<b>1982</b>	<b>0</b>	<b>0</b>
<b>Average Age</b>	<b>44.92</b>	<b>48.01</b>	<b>46.70</b>	<b>0.00</b>	<b>0.00</b>	<b>0.00</b>	<b>0.00</b>	<b>46.70</b>	<b>0.00</b>	<b>0.00</b>

Top Paid			Plan Payment by Age & Claimant Type			
Name	Claim Count	Paid	Census Date: 6/30/2020	Employee	Spouse	Dependent
Adventhealth Fish	191	\$211,112	0 to 19	\$1,705	\$0	\$0
Adventhealth Deland	152	\$119,268	20 to 25	\$18,277	\$0	\$0
Florida Cancer Specialists	146	\$67,855	26 to 29	\$11,473	\$0	\$0
NEFHS Deltona 2160	287	\$32,481	30 to 39	\$60,712	\$0	\$0
NEFHS Deland	217	\$23,942	40 to 49	\$179,464	\$0	\$0
Blue Springs Surgery	14	\$21,061	50 to 59	\$229,434	\$0	\$0
Florida Hospital Fish	189	\$18,054	60 to 64	\$105,808	\$0	\$0
Quest Diagnostics Tampa	266	\$12,534	65 and Older	\$67,740	\$0	\$0
Florida Hospital	150	\$11,479	<b>Totals</b>	<b>\$674,613</b>	<b>\$0</b>	<b>\$0</b>
Orange City Surgery	23	\$11,394				

Claims Paid by Month		Average Lag & Average Spend (rolling 12 months)			
Month	Paid	Product	Avg Paid per Day	Avg Lag Days	Lag Dollars
January 20	\$65,205	Medical	\$18,224	37	\$674,288
February 20	\$308,816	Vision	\$0	13	\$0
March 20	\$588,249	<b>Total:</b>			<b>\$674,288</b>
April 20	\$646,953				
May 20	\$504,379				
June 20	\$674,613				
<b>Total:</b>	<b>\$2,788,216</b>				



# Executive Summary for 00532

Client:  
Paid Dates:  
Location:

West Volusia Hospital Authority  
6/1/2020 to 6/30/2020  
All

Benefit Plan: All  
TIN: All

Benefit Analysis								
Benefit Category	Line Counts	Charges	Disallowed	Allowed	Member	Adjustments	Plan Paid	% of Total
ALLERGY CARE	1	\$9	\$5	\$4	\$4	\$0	\$0	0.00%
AMBULANCE	3	\$895	\$895	\$0	\$0	\$0	\$0	0.00%
ANESTHESIA	83	\$152,544	\$151,551	\$993	\$0	\$0	\$993	0.15%
CHIROPRACTIC	11	\$509	\$219	\$290	\$70	\$0	\$220	0.03%
COVID-19	68	\$10,815	\$7,961	\$2,853	\$0	\$0	\$2,853	0.42%
DIALYSIS	10	\$4,306	\$3,119	\$1,187	\$0	\$0	\$1,187	0.18%
DME/APPLIANCE	9	\$15,949	\$15,949	\$0	\$0	\$0	\$0	0.00%
EMERG ROOM CHRGS	435	\$696,083	\$608,696	\$87,387	\$2,550	\$0	\$84,837	12.58%
INELIGIBLE	277	\$44,678	\$44,678	\$0	\$0	\$0	\$0	0.00%
INJECTION	1	\$10	\$2	\$8	\$0	\$0	\$8	0.00%
INPATIENT PHYS	411	\$96,997	\$76,952	\$20,045	\$0	\$0	\$20,045	2.97%
IP HOSP CHARGES	104	\$1,804,593	\$1,656,071	\$148,522	\$0	\$0	\$148,522	22.02%
MATERNITY	7	\$776	\$66	\$710	\$0	\$0	\$710	0.11%
MEDICAL MISC	62	\$11,967	\$8,521	\$3,446	\$142	\$0	\$3,303	0.49%
OFFICE VISIT	1113	\$235,726	\$128,231	\$107,495	\$7,460	\$0	\$100,035	14.83%
OP PHYSICIAN	244	\$85,918	\$59,755	\$26,163	\$160	\$0	\$26,002	3.85%
OTHER	50	\$2,473	\$2,073	\$400	\$0	-\$1,064	\$1,464	0.22%
OUTPAT HOSP	9	\$63,832	\$60,566	\$3,266	\$200	\$0	\$3,066	0.45%
PSYCHIATRIC	33	\$4,827	\$1,024	\$3,802	\$165	\$0	\$3,637	0.54%
RADIATION /CHEMO	132	\$212,398	\$149,769	\$62,629	\$13	\$0	\$62,615	9.28%
SUBS ABUSE	3	\$32,224	\$32,224	\$0	\$0	\$0	\$0	0.00%
SURG FACILITY	67	\$569,426	\$492,173	\$77,253	\$400	\$0	\$76,853	11.39%
SURGERY	83	\$18,206	\$12,718	\$5,488	\$0	\$0	\$5,488	0.81%
SURGERY IP	45	\$68,475	\$54,676	\$13,799	\$0	\$0	\$13,799	2.05%
SURGERY OP	145	\$174,985	\$134,492	\$40,493	\$0	\$0	\$40,493	6.00%
THERAPY	225	\$24,980	\$14,928	\$10,052	\$790	\$0	\$9,262	1.37%
URGENT CARE	2	\$545	\$545	\$0	\$0	\$0	\$0	0.00%
VISION	8	-\$85	-\$85	\$0	\$0	\$0	\$0	0.00%
WELLNESS	189	\$26,884	\$19,593	\$7,291	\$13	\$0	\$7,279	1.08%
XRAY/ LAB	6897	\$737,845	\$669,349	\$68,496	\$6,556	\$0	\$61,940	9.18%
<b>Totals:</b>	<b>10727</b>	<b>\$5,098,789</b>	<b>\$4,406,717</b>	<b>\$692,072</b>	<b>\$18,523</b>	<b>-\$1,064</b>	<b>\$674,613</b>	



# Executive Summary for 00532

Client: West Volusia Hospital Authority  
 Paid Dates: 1/1/2020 to 6/30/2020  
 Location: All

Benefit Plan: All  
 TIN: All

Plan Experience Summary			Cash Flow Summary		Disallowed Charges by Category		
Claim Counts	13989		Charges	\$19,843,134	Disallowed Category	Amount	% of Gross
Claim Type	Total Paid	Per EE/Mo	less Disallowed	\$16,979,540	Addl Info Not Provided	\$1,538,389	7.75%
Medical	\$2,788,216	\$234	Allowed	\$2,863,594	Duplicate Charges	\$92,234	0.46%
Professional	\$1,374,109	\$116	less Member	\$76,443	Not Medically...	\$6,429	0.03%
Facility	\$1,414,107	\$119	less Adjustments	-\$1,064	Out of Network	\$1,900	0.01%
Vision	\$0	\$0	Paid Benefit	\$2,788,216	Plan Limitations	\$3,797,912	19.14%
<b>Total Plan Paid:</b>	<b>\$2,788,216</b>	<b>\$234</b>	plus Admin Costs	\$244,004	Other	\$11,542,676	58.17%
			<b>Total Plan Paid:</b>	<b>\$3,032,219</b>	<b>Total:</b>	<b>\$16,979,540</b>	<b>85.57%</b>

Census										
Census Date:	Male Emp	Female Emp	Total Employees	Male Spouse	Female Spouse	Male Dep	Female Dep	Total Medical	Total Dental	Total Vision
6/30/2020										
0 to 19	21	35	56	0	0	0	0	56	0	0
20 to 25	60	57	117	0	0	0	0	117	0	0
26 to 29	58	43	101	0	0	0	0	101	0	0
30 to 39	146	158	304	0	0	0	0	304	0	0
40 to 49	188	246	434	0	0	0	0	434	0	0
50 to 59	259	366	625	0	0	0	0	625	0	0
60 to 64	85	174	259	0	0	0	0	259	0	0
65 and Older	24	62	86	0	0	0	0	86	0	0
<b>Totals</b>	<b>841</b>	<b>1141</b>	<b>1982</b>	<b>0</b>	<b>0</b>	<b>0</b>	<b>0</b>	<b>1982</b>	<b>0</b>	<b>0</b>
<b>Average Age</b>	<b>44.92</b>	<b>48.01</b>	<b>46.70</b>	<b>0.00</b>	<b>0.00</b>	<b>0.00</b>	<b>0.00</b>	<b>46.70</b>	<b>0.00</b>	<b>0.00</b>

Top Paid			Plan Payment by Age & Claimant Type			
Name	Claim Count	Paid	Census Date: 6/30/2020	Employee	Spouse	Dependent
Adventhealth Fish	790	\$790,788	0 to 19	\$10,354	\$0	\$0
Adventhealth Deland	692	\$571,215	20 to 25	\$67,005	\$0	\$0
Florida Cancer Specialists	562	\$355,729	26 to 29	\$100,783	\$0	\$0
NEFHS Deltona 2160	1408	\$131,277	30 to 39	\$199,533	\$0	\$0
NEFHS Deland	1261	\$118,396	40 to 49	\$578,604	\$0	\$0
Quest Diagnostics Tampa	943	\$46,073	50 to 59	\$1,211,967	\$0	\$0
Florida Hospital Fish	448	\$44,601	60 to 64	\$414,929	\$0	\$0
Florida Orthopaedic	359	\$35,852	65 and Older	\$205,041	\$0	\$0
Florida Hospital	408	\$35,663	<b>Totals</b>	<b>\$2,788,216</b>	<b>\$0</b>	<b>\$0</b>
Orange City Surgery	72	\$35,011				

Claims Paid by Month		Average Lag & Average Spend (rolling 12 months)			
Month	Paid	Product	Avg Paid per Day	Avg Lag Days	Lag Dollars
January 20	\$65,205	Medical	\$18,224	37	\$674,288
February 20	\$308,816	Vision	\$0	13	\$0
March 20	\$588,249	<b>Total:</b>			<b>\$674,288</b>
April 20	\$646,953				
May 20	\$504,379				
June 20	\$674,613				
<b>Total:</b>	<b>\$2,788,216</b>				



# Executive Summary for 00532

Client:  
Paid Dates:  
Location:

West Volusia Hospital Authority  
1/1/2020 to 6/30/2020  
All

Benefit Plan: All  
TIN: All

Benefit Analysis								
Benefit Category	Line Counts	Charges	Disallowed	Allowed	Member	Adjustments	Plan Paid	% of Total
ALLERGY CARE	1	\$9	\$5	\$4	\$4	\$0	\$0	0.00%
AMBULANCE	35	\$72,719	\$72,719	\$0	\$0	\$0	\$0	0.00%
ANESTHESIA	206	\$364,432	\$349,417	\$15,015	\$0	\$0	\$15,015	0.54%
CHIROPRACTIC	133	\$6,619	\$2,909	\$3,710	\$650	\$0	\$3,060	0.11%
COVID-19	115	\$31,180	\$24,151	\$7,029	\$0	\$0	\$7,029	0.25%
DIALYSIS	38	\$17,468	\$11,865	\$5,603	\$0	\$0	\$5,603	0.20%
DME/APPLIANCE	30	\$34,372	\$34,372	\$0	\$0	\$0	\$0	0.00%
EMERG ROOM CHRGS	1482	\$3,998,211	\$3,586,436	\$411,775	\$13,975	\$0	\$397,800	14.27%
HOME HEALTH CARE	1	\$195	\$195	\$0	\$0	\$0	\$0	0.00%
INELIGIBLE	1361	\$675,413	\$675,413	\$0	\$0	\$0	\$0	0.00%
INJECTION	6	\$40	\$8	\$32	\$0	\$0	\$32	0.00%
INPATIENT PHYS	1036	\$265,798	\$190,770	\$75,027	\$0	\$0	\$75,027	2.69%
IP HOSP CHARGES	356	\$6,642,336	\$6,008,889	\$633,447	\$0	\$0	\$633,447	22.72%
MATERNITY	55	\$4,560	\$693	\$3,867	\$0	\$0	\$3,867	0.14%
MEDICAL MISC	180	\$53,365	\$35,143	\$18,222	\$385	\$0	\$17,837	0.64%
OFFICE VISIT	4984	\$938,990	\$484,961	\$454,028	\$28,970	\$0	\$425,058	15.24%
OP PHYSICIAN	799	\$225,504	\$152,102	\$73,402	\$465	\$0	\$72,938	2.62%
OTHER	139	\$39,818	\$36,983	\$2,835	\$0	-\$1,064	\$3,899	0.14%
OUTPAT HOSP	27	\$103,805	\$97,487	\$6,318	\$490	\$0	\$5,828	0.21%
PSYCHIATRIC	355	\$124,028	\$76,071	\$47,957	\$1,550	\$0	\$46,407	1.66%
RADIATION /CHEMO	437	\$895,797	\$567,891	\$327,906	\$16	\$0	\$327,890	11.76%
SUBS ABUSE	40	\$135,589	\$118,463	\$17,126	\$0	\$0	\$17,126	0.61%
SURG FACILITY	166	\$1,487,055	\$1,299,264	\$187,792	\$1,093	\$0	\$186,698	6.70%
SURGERY	330	\$50,820	\$40,119	\$10,701	\$30	\$0	\$10,671	0.38%
SURGERY IP	104	\$129,385	\$97,323	\$32,062	\$0	\$0	\$32,062	1.15%
SURGERY OP	432	\$497,887	\$376,237	\$121,650	\$7	\$0	\$121,643	4.36%
TELEMEDICINE	31	\$5,438	\$4,263	\$1,175	\$0	\$0	\$1,175	0.04%
THERAPY	869	\$93,600	\$55,221	\$38,379	\$2,940	\$0	\$35,439	1.27%
URGENT CARE	6	\$1,505	\$1,505	\$0	\$0	\$0	\$0	0.00%
VISION	101	\$1,870	\$1,870	\$0	\$0	\$0	\$0	0.00%
WELLNESS	921	\$107,810	\$72,406	\$35,404	\$34	\$0	\$35,370	1.27%
XRAY/ LAB	14219	\$2,837,515	\$2,504,389	\$333,127	\$25,834	\$0	\$307,293	11.02%
<b>Totals:</b>	<b>28995</b>	<b>\$19,843,134</b>	<b>\$16,979,540</b>	<b>\$2,863,594</b>	<b>\$76,443</b>	<b>-\$1,064</b>	<b>\$2,788,216</b>	



## PCORI Membership Count

Block of Business ID: EBMSI  
Client ID: 00532

Eligibility Date: : 1/1/2020 to 6/30/2020

Month-Year	Employee Count	Dependent Count	Total Member
00532-West Volusia Hospital Authority			
1/1/2020	1912	0	1912
2/1/2020	1911	0	1911
3/1/2020	1907	0	1907
4/1/2020	1858	0	1858
5/1/2020	1930	0	1930
6/1/2020	1987	0	1987
Total Member Days			1,917.50



## Enrollment Counts by Postal Code

Block of Business ID:  
Client ID:

EBMSI  
00532

As Of Date: 6/30/2020

Postal Code	Employee Count	Dependent Count	Total Count
30271	1	0	1
32102	2	0	2
32130	69	0	69
32180	97	0	97
32190	30	0	30
32713	71	0	71
32720	483	0	483
32721	2	0	2
32724	342	0	342
32725	372	0	372
32728	1	0	1
32738	325	0	325
32739	2	0	2
32744	26	0	26
32753	3	0	3
32763	138	0	138
32764	17	0	17
32774	1	0	1
<b>Total</b>	<b>1982</b>	<b>0</b>	<b>1982</b>



## Tier Census on 6/30/2020

Block of Business ID: EBMSI  
Client ID: 00532  
Display By: By Product

Products: MM,DE,VI  
Status: A,C,NC,R,V

### EBMSI : Employee Benefit Management Services

### 00532 : West Volusia Hospital Authority

Status	Medical	Total Members	Male Members	Female Members	Male Spouses	Female Spouses	Male Dependents	Female Dependents	Total Enrolled
Active	Employee	1982	841	1141	0	0	0	0	1982
	Subtotal:	1982	841	1141	0	0	0	0	1982
	Total Medical	1982	841	1141	0	0	0	0	1982



## Benefit Analysis Summary

Block of Business ID: EBMSI  
Client ID: 00532

Paid Date: 6/1/2020 to 6/30/2020

	Line Count	Charge	Ineligible	Cost Savings	Allowed	Patient Responsibility	Adjustments	Paid	% Paid
00532-West Volusia Hospital Authority									
ALLERGY CARE	1	9.00	0.00	5.36	3.64	3.64	0.00	0.00	0.00%
AMBULANCE	3	895.00	895.00	0.00	0.00	0.00	0.00	0.00	0.00%
ANESTHESIA	83	152,544.04	9,842.00	141,708.92	993.12	0.00	0.00	993.12	0.15%
CHIROPRACTIC	11	509.00	0.00	219.04	289.96	70.00	0.00	219.96	0.03%
COVID-19	68	10,814.58	1,620.00	6,341.43	2,853.15	0.00	0.00	2,853.15	0.42%
DIALYSIS	10	4,306.00	1,494.00	1,625.15	1,186.85	0.00	0.00	1,186.85	0.18%
DME/APPLIANCE	9	15,949.00	15,949.00	0.00	0.00	0.00	0.00	0.00	0.00%
EMERG ROOM...	435	696,083.12	117,599.10	491,097.06	87,386.96	2,550.00	0.00	84,836.96	12.58%
INELIGIBLE	277	44,678.05	44,678.05	0.00	0.00	0.00	0.00	0.00	0.00%
INJECTION	1	10.00	0.00	2.10	7.90	0.00	0.00	7.90	0.00%
INPATIENT PHYS	411	96,996.97	14,690.95	62,261.45	20,044.57	0.00	0.00	20,044.57	2.97%
IP HOSP CHARGES	104	1,804,593.44	426,146.69	1,229,924.44	148,522.31	0.00	0.00	148,522.31	22.02%
MATERNITY	7	776.43	0.00	65.94	710.49	0.00	0.00	710.49	0.11%
MEDICAL MISC	62	11,967.00	2,144.00	6,377.42	3,445.58	142.45	0.00	3,303.13	0.49%
OFFICE VISIT	1113	235,726.00	25,591.12	102,639.64	107,495.24	7,460.00	0.00	100,035.24	14.83%
OP PHYSICIAN	244	85,917.59	16,842.00	42,913.07	26,162.52	160.07	0.00	26,002.45	3.85%
OTHER	49	2,473.00	1,953.00	120.00	400.00	0.00	-1,064.35	1,464.35	0.22%
OUTPAT HOSP	9	63,832.21	37,123.17	23,442.67	3,266.37	200.00	0.00	3,066.37	0.45%
PSYCHIATRIC	33	4,826.70	0.00	1,024.24	3,802.46	165.00	0.00	3,637.46	0.54%
RADIATION /CHEMO	132	212,397.76	11,119.77	138,649.22	62,628.77	13.37	0.00	62,615.40	9.28%
SUBS ABUSE	3	32,223.68	0.00	32,223.68	0.00	0.00	0.00	0.00	0.00%
SURG FACILITY	67	569,426.09	86,472.21	405,700.94	77,252.94	400.00	0.00	76,852.94	11.39%
SURGERY	83	18,206.16	0.00	12,717.88	5,488.28	0.00	0.00	5,488.28	0.81%
SURGERY IP	45	68,474.66	700.00	53,975.90	13,798.76	0.00	0.00	13,798.76	2.05%
SURGERY OP	145	174,984.55	4,323.63	130,168.22	40,492.70	0.00	0.00	40,492.70	6.00%
THERAPY	225	24,980.01	790.25	14,137.63	10,052.13	790.00	0.00	9,262.13	1.37%
URGENT CARE	2	545.00	545.00	0.00	0.00	0.00	0.00	0.00	0.00%
VISION	8	-85.00	-85.00	0.00	0.00	0.00	0.00	0.00	0.00%
WELLNESS	189	26,883.81	5,432.82	14,159.75	7,291.24	12.53	0.00	7,278.71	1.08%
XRAY/ LAB	6897	737,844.66	191,040.99	478,307.60	68,496.07	6,556.18	0.00	61,939.89	9.18%
00532	10726	5,098,788.51	1,016,907.75	3,389,808.75	692,072.01	18,523.24	-1,064.35	674,613.12	100.00%
<b>Totals:</b>	10726	5,098,788.51	1,016,907.75	3,389,808.75	692,072.01	18,523.24	-1,064.35	674,613.12	100.00%

Requested by: ReportScheduler from p316 data [P316]

Generated at: 06:13:44 on 01 July 2020





# Benefit Analysis Summary

Block of Business ID: EBMSI  
Client ID: 00532

Paid Date: 1/1/2020 to 6/30/2020

	Line Count	Charge	Ineligible	Cost Savings	Allowed	Patient Responsibility	Adjustments	Paid	% Paid
00532-West Volusia Hospital Authority									
ALLERGY CARE	1	9.00	0.00	5.36	3.64	3.64	0.00	0.00	0.00%
AMBULANCE	35	72,719.00	72,719.00	0.00	0.00	0.00	0.00	0.00	0.00%
ANESTHESIA	206	364,432.05	32,193.97	317,222.82	15,015.26	0.00	0.00	15,015.26	0.54%
CHIROPRACTIC	133	6,619.00	0.00	2,908.93	3,710.07	650.00	0.00	3,060.07	0.11%
COVID-19	115	31,179.74	2,503.00	21,647.61	7,029.13	0.00	0.00	7,029.13	0.25%
DIALYSIS	38	17,468.00	4,155.00	7,709.80	5,603.20	0.00	0.00	5,603.20	0.20%
DME/APPLIANCE	30	34,372.27	34,372.27	0.00	0.00	0.00	0.00	0.00	0.00%
EMERG ROOM...	1482	3,998,211.02	729,167.97	2,857,267.71	411,775.34	13,975.00	0.00	397,800.34	14.27%
HOME HEALTH CARE	1	195.00	195.00	0.00	0.00	0.00	0.00	0.00	0.00%
INELIGIBLE	1361	675,412.79	675,412.79	0.00	0.00	0.00	0.00	0.00	0.00%
INJECTION	6	40.00	0.00	8.40	31.60	0.00	0.00	31.60	0.00%
INPATIENT PHYS	1036	265,797.85	50,375.70	140,394.72	75,027.43	0.00	0.00	75,027.43	2.69%
IP HOSP CHARGES	356	6,642,336.26	2,686,006.09	3,322,883.09	633,447.08	0.00	0.00	633,447.08	22.72%
MATERNITY	55	4,559.62	1,590.33	-897.39	3,866.68	0.00	0.00	3,866.68	0.14%
MEDICAL MISC	180	53,365.00	6,637.00	28,506.31	18,221.69	385.19	0.00	17,836.50	0.64%
OFFICE VISIT	4984	938,989.60	99,370.88	385,590.27	454,028.45	28,970.00	0.00	425,058.45	15.24%
OP PHYSICIAN	799	225,504.19	36,347.10	115,754.71	73,402.38	464.59	0.00	72,937.79	2.62%
OTHER	138	39,817.64	36,862.64	120.00	2,835.00	0.00	-1,064.35	3,899.35	0.14%
OUTPAT HOSP	27	103,804.89	45,031.84	52,455.13	6,317.92	490.00	0.00	5,827.92	0.21%
PSYCHIATRIC	355	124,028.26	9,129.59	66,941.88	47,956.79	1,550.00	0.00	46,406.79	1.66%
RADIATION /CHEMO	437	895,796.89	19,111.77	548,778.75	327,906.37	16.11	0.00	327,890.26	11.76%
SUBS ABUSE	40	135,589.00	500.00	117,963.39	17,125.61	0.00	0.00	17,125.61	0.61%
SURG FACILITY	166	1,487,055.44	302,282.04	996,981.88	187,791.52	1,093.12	0.00	186,698.40	6.70%
SURGERY	330	50,819.84	967.00	39,151.62	10,701.22	30.00	0.00	10,671.22	0.38%
SURGERY IP	104	129,385.14	11,536.48	85,786.43	32,062.23	0.00	0.00	32,062.23	1.15%
SURGERY OP	432	497,887.21	34,340.61	341,896.58	121,650.02	6.62	0.00	121,643.40	4.36%
TELEMEDICINE	31	5,438.00	2,595.00	1,667.59	1,175.41	0.00	0.00	1,175.41	0.04%
THERAPY	869	93,600.20	6,343.21	48,878.02	38,378.97	2,940.00	0.00	35,438.97	1.27%
URGENT CARE	6	1,505.00	1,505.00	0.00	0.00	0.00	0.00	0.00	0.00%
VISION	101	1,870.00	1,870.00	0.00	0.00	0.00	0.00	0.00	0.00%
WELLNESS	921	107,810.41	12,048.26	60,357.95	35,404.20	34.20	0.00	35,370.00	1.27%
XRAY/ LAB	14219	2,837,515.42	530,735.56	1,973,653.27	333,126.59	25,834.07	0.00	307,292.52	11.02%
00532	28994	19,843,133.73	5,445,905.10	11,533,634.83	2,863,593.80	76,442.54	-1,064.35	2,788,215.61	100.00%



## Benefit Analysis Summary

Block of Business ID:  
Client ID:

EBMSI  
00532

Paid Date: 1/1/2020 to 6/30/2020

Line Count	Charge	Ineligible	Cost Savings	Allowed	Patient Responsibility	Adjustments	Paid	% Paid
28994	19,843,133.73	5,445,905.10	11,533,634.83	2,863,593.80	76,442.54	-1,064.35	2,788,215.61	100.00%
Totals:								



## Cost of Major

Block of Business ID: EBMSI  
Client ID: 00532  
Paid Date: 6/1/2020 to 6/30/2020

ClientId	Client Name	CategoryId	Category Description	Unique Patients	Claim Count	Paid Amount	Percent of Total
00532	West Volusia Hospital Authority	18	Symptoms, signs and abnormal clinical and laboratory findings, not elsewhere...	236	383	97,304.17	14.42%
00532	West Volusia Hospital Authority	13	Diseases of the Musculoskeletal System & Connective Tissue	186	370	93,794.85	13.90%
00532	West Volusia Hospital Authority	14	Diseases of the Genitourinary System	93	179	70,449.67	10.44%
00532	West Volusia Hospital Authority	21	Factors Influencing Health Status and Contact with Health Services	133	190	65,740.83	9.74%
00532	West Volusia Hospital Authority	02	Neoplasms	44	102	56,935.10	8.44%
00532	West Volusia Hospital Authority	11	Diseases of the Digestive System	83	137	55,109.33	8.17%
00532	West Volusia Hospital Authority	01	Certain infectious and parasitic disease	31	56	39,038.82	5.79%
00532	West Volusia Hospital Authority	19	Injury, Poisoning and Certain Other Consequences of External Causes	48	84	38,078.41	5.64%
00532	West Volusia Hospital Authority	10	Diseases of the Respiratory System	52	83	36,855.00	5.46%
00532	West Volusia Hospital Authority	09	Diseases of Circulatory System	87	122	31,682.50	4.70%
00532	West Volusia Hospital Authority	04	Endocrine, nutritional and metabolic diseases	170	255	31,198.91	4.62%
00532	West Volusia Hospital Authority	05	Mental, Behavioral and Neurodevelopmental disorders	85	129	15,956.11	2.37%
00532	West Volusia Hospital Authority	03	Diseases of the blood and blood-forming organs & disorders involving the...	29	72	14,240.57	2.11%
00532	West Volusia Hospital Authority	07	Diseases of the eye & adnexa	26	36	10,875.62	1.61%
00532	West Volusia Hospital Authority	12	Diseases of the skin & subcutaneous tissue	42	66	8,567.64	1.27%
00532	West Volusia Hospital Authority	06	Diseases of the nervous system	37	42	5,888.54	0.87%
00532	West Volusia Hospital Authority	15	Pregnancy, childbirth and the puerperium	7	10	1,804.79	0.27%
00532	West Volusia Hospital Authority	08	Diseases of the ear & mastoid process	9	10	1,027.85	0.15%
00532	West Volusia Hospital Authority	17	Congenital malformations, deformations and chromosomal abnormalities	1	1	64.41	0.01%
				1399	2327	674,613.12	100.00%

## Cost of Major

Block of Business ID: EBMSI  
 Client ID: 00532  
 Paid Date: 1/1/2020 to 6/30/2020

ClientId	Client Name	CategoryId	Category Description	Unique Patients	Claim Count	Paid Amount	Percent of Total
00532	West Volusia Hospital Authority	02	Neoplasms	102	449	418,494.68	15.01%
00532	West Volusia Hospital Authority	18	Symptoms, signs and abnormal clinical and laboratory findings, not elsewhere...	631	1616	360,795.58	12.94%
00532	West Volusia Hospital Authority	14	Diseases of the Genitourinary System	254	759	296,007.71	10.62%
00532	West Volusia Hospital Authority	13	Diseases of the Musculoskeletal System & Connective Tissue	451	1501	289,756.00	10.39%
00532	West Volusia Hospital Authority	11	Diseases of the Digestive System	246	622	240,618.65	8.63%
00532	West Volusia Hospital Authority	09	Diseases of Circulatory System	272	577	183,885.14	6.60%
00532	West Volusia Hospital Authority	21	Factors Influencing Health Status and Contact with Health Services	393	765	183,874.87	6.59%
00532	West Volusia Hospital Authority	10	Diseases of the Respiratory System	266	658	176,916.26	6.35%
00532	West Volusia Hospital Authority	04	Endocrine, nutritional and metabolic diseases	478	1092	120,132.77	4.31%
00532	West Volusia Hospital Authority	01	Certain infectious and parasitic disease	109	241	99,046.36	3.55%
00532	West Volusia Hospital Authority	19	Injury, Poisoning and Certain Other Consequences of External Causes	117	334	93,618.27	3.36%
00532	West Volusia Hospital Authority	05	Mental, Behavioral and Neurodevelopmental disorders	197	515	89,787.81	3.22%
00532	West Volusia Hospital Authority	03	Diseases of the blood and blood-forming organs & disorders involving the...	84	304	78,063.92	2.80%
00532	West Volusia Hospital Authority	12	Diseases of the skin & subcutaneous tissue	107	234	62,984.41	2.26%
00532	West Volusia Hospital Authority	06	Diseases of the nervous system	115	213	45,273.12	1.62%
00532	West Volusia Hospital Authority	07	Diseases of the eye & adnexa	110	180	29,542.92	1.06%
00532	West Volusia Hospital Authority	15	Pregnancy, childbirth and the puerperium	12	30	12,272.53	0.44%
00532	West Volusia Hospital Authority	08	Diseases of the ear & mastoid process	43	59	6,182.96	0.22%
00532	West Volusia Hospital Authority	17	Congenital malformations, deformations and chromosomal abnormalities	4	7	961.65	0.03%
				3991	10156	2,788,215.61	100.00%



## Cost of Minor

Block of Business ID: EBMSI  
 Client ID: 00532  
 Paid Date: 6/1/2020 to 6/30/2020

ClientId	Client Name	CategoryId	Category Description	Unique Patients	Claim Count	Paid Amount	Percent of Total
00532	West Volusia Hospital Authority	Z40	Encounters for other specific health care	16	28	46,751.72	6.93%
00532	West Volusia Hospital Authority	N80	Noninflammatory disorders of female genital tract	31	54	45,367.74	6.73%
00532	West Volusia Hospital Authority	M15	Osteoarthritis	20	38	40,623.57	6.02%
00532	West Volusia Hospital Authority	C81	Malignant neoplasms of lymphoid, hematopoietic and related tissue	3	29	34,726.97	5.15%
00532	West Volusia Hospital Authority	A30	Other bacterial diseases	9	23	33,940.82	5.03%
00532	West Volusia Hospital Authority	R10	Symptoms and signs involving the digestive system and abdomen	79	115	25,393.30	3.76%
00532	West Volusia Hospital Authority	R00	Symptoms and signs involving the circulatory and respiratory systems	52	82	23,261.14	3.45%
00532	West Volusia Hospital Authority	M50	Other dorsopathies	69	117	22,103.09	3.28%
00532	West Volusia Hospital Authority	E08	Diabetes mellitus	107	157	21,983.38	3.26%
00532	West Volusia Hospital Authority	I10	Hypertensive diseases	55	64	17,882.32	2.65%
00532	West Volusia Hospital Authority	R90	Abnormal findings on diagnostic imaging and in function studies, without...	25	30	16,038.87	2.38%
00532	West Volusia Hospital Authority	K80	Disorders of gallbladder, biliary tract and pancreas	11	23	14,901.63	2.21%
00532	West Volusia Hospital Authority	R70	Abnormal findings on examination of blood, without diagnosis	31	38	14,426.88	2.14%
00532	West Volusia Hospital Authority	K20	Diseases of esophagus, stomach and duodenum	27	34	14,118.67	2.09%
00532	West Volusia Hospital Authority	J40	Chronic lower respiratory diseases	29	50	13,178.09	1.95%
00532	West Volusia Hospital Authority	Z00	Persons encountering health services for examinations	89	120	13,065.03	1.94%
00532	West Volusia Hospital Authority	J90	Other diseases of the pleura	2	4	12,732.22	1.89%
00532	West Volusia Hospital Authority	S40	Injuries to the shoulder and upper arm	5	6	12,619.41	1.87%
00532	West Volusia Hospital Authority	S80	Injuries to the knee and lower leg	5	11	11,849.92	1.76%
00532	West Volusia Hospital Authority	M20	Other joint disorders	50	86	11,497.73	1.70%
00532	West Volusia Hospital Authority	N17	Acute kidney failure and chronic kidney disease	18	41	10,842.28	1.61%
00532	West Volusia Hospital Authority	K55	Other diseases of intestines	20	30	8,948.52	1.33%
00532	West Volusia Hospital Authority	M70	Other soft tissue disorders	31	41	8,718.44	1.29%
00532	West Volusia Hospital Authority	K40	Hernia	7	8	8,205.11	1.22%
00532	West Volusia Hospital Authority	J09	Influenza and pneumonia	3	5	8,176.65	1.21%
00532	West Volusia Hospital Authority	F30	Mood [affective] disorders	50	81	7,245.46	1.07%
00532	West Volusia Hospital Authority	R50	General symptoms and signs	33	44	6,869.59	1.02%
00532	West Volusia Hospital Authority	I30	Other forms of heart disease	18	28	6,402.28	0.95%
00532	West Volusia Hospital Authority	M45	Spondylopathies	37	49	6,277.46	0.93%
00532	West Volusia Hospital Authority	D50	Nutritional anemias	11	26	6,148.28	0.91%

Requested by: ReportScheduler from p316 data [P316]

Generated at: 00:30:46 on 01 July 2020



## Cost of Minor

Block of Business ID: EBMSI  
 Client ID: 00532  
 Paid Date: 6/1/2020 to 6/30/2020

ClientId	Client Name	CategoryId	Category Description	Unique Patients	Claim Count	Paid Amount	Percent of Total
00532	West Volusia Hospital Authority	E70	Metabolic disorders	52	64	5,727.51	0.85%
00532	West Volusia Hospital Authority	H15	Disorders of sclera, cornea, iris and ciliary body	1	5	5,349.73	0.79%
00532	West Volusia Hospital Authority	K50	Noninfective enteritis and colitis	7	13	5,344.28	0.79%
00532	West Volusia Hospital Authority	I20	Ischemic heart diseases	7	12	4,884.70	0.72%
00532	West Volusia Hospital Authority	N30	Other diseases of the urinary system	19	26	4,686.60	0.69%
00532	West Volusia Hospital Authority	R30	Symptoms and signs involving the genitourinary system	26	36	4,660.54	0.69%
00532	West Volusia Hospital Authority	C76	Malignant neoplasms of ill-defined, other secondary and unspecified sites	1	2	4,473.89	0.66%
00532	West Volusia Hospital Authority	C50	Malignant neoplasms of breast	8	17	4,414.35	0.65%
00532	West Volusia Hospital Authority	D70	Other disorders of blood and blood-forming organs	10	26	4,332.47	0.64%
00532	West Volusia Hospital Authority	C15	Malignant neoplasms of digestive organs	6	19	4,291.63	0.64%
00532	West Volusia Hospital Authority	F40	Anxiety, dissociative, stress-related, somatoform and other nonpsychotic...	24	29	4,194.03	0.62%
00532	West Volusia Hospital Authority	F10	Mental and behavioral disorders due to psychoactive substance use	6	12	3,890.11	0.58%
00532	West Volusia Hospital Authority	Z77	Persons with potential health hazards related to family and personal history...	17	22	3,823.35	0.57%
00532	West Volusia Hospital Authority	L00	Infections of the skin and subcutaneous tissue	13	27	3,779.31	0.56%
00532	West Volusia Hospital Authority	N20	Urolithiasis	10	26	3,423.64	0.51%
00532	West Volusia Hospital Authority	G40	Episodic and paroxysmal disorders	20	22	3,396.09	0.50%
00532	West Volusia Hospital Authority	D60	Aplastic and other anemias and other bone marrow failure syndromes	7	16	3,388.19	0.50%
00532	West Volusia Hospital Authority	R83	Abnormal findings on examination of other body fluids, substances and...	6	6	3,148.38	0.47%
00532	West Volusia Hospital Authority	D49	Neoplasms of unspecified behavior	1	1	2,928.96	0.43%
00532	West Volusia Hospital Authority	E00	Disorders of thyroid gland	17	28	2,731.69	0.40%
00532	West Volusia Hospital Authority	N60	Disorders of breast	10	12	2,388.53	0.35%
00532	West Volusia Hospital Authority	T80	Complications of surgical and medical care, not elsewhere classified	4	5	2,343.23	0.35%
00532	West Volusia Hospital Authority	L80	Other disorders of the skin and subcutaneous tissue	15	18	2,341.21	0.35%
00532	West Volusia Hospital Authority	S30	Injuries to the abdomen, lower back, lumbar spine, pelvis and external genitals	5	7	2,281.40	0.34%
00532	West Volusia Hospital Authority	S70	Injuries to the hip and thigh	3	10	2,137.06	0.32%
00532	West Volusia Hospital Authority	R40	Symptoms and signs involving cognition, perception, emotional state and...	16	18	2,117.99	0.31%
00532	West Volusia Hospital Authority	D10	Benign neoplasms, except benign neuroendocrine tumors	11	12	2,093.65	0.31%
00532	West Volusia Hospital Authority	N40	Diseases of male genital organs	8	10	2,002.36	0.30%
00532	West Volusia Hospital Authority	B95	Bacterial and viral infectious agents	6	8	1,778.39	0.26%
00532	West Volusia Hospital Authority	S60	Injuries to the wrist, hand and fingers	4	10	1,759.00	0.26%

Requested by: ReportScheduler from p316 data [P316]

Generated at: 00:30:46 on 01 July 2020

## Cost of Minor

Block of Business ID: EBMSI  
 Client ID: 00532  
 Paid Date: 6/1/2020 to 6/30/2020

ClientId	Client Name	CategoryId	Category Description	Unique Patients	Claim Count	Paid Amount	Percent of Total
00532	West Volusia Hospital Authority	M86	Other osteopathies	3	16	1,705.71	0.25%
00532	West Volusia Hospital Authority	B35	Mycoses	8	9	1,603.10	0.24%
00532	West Volusia Hospital Authority	N10	Renal tubulo-interstitial diseases	3	8	1,524.63	0.23%
00532	West Volusia Hospital Authority	O20	Other maternal disorders predominantly related to pregnancy	3	4	1,469.21	0.22%
00532	West Volusia Hospital Authority	K00	Diseases of oral cavity and salivary glands	9	12	1,401.96	0.21%
00532	West Volusia Hospital Authority	K70	Diseases of liver	6	12	1,366.84	0.20%
00532	West Volusia Hospital Authority	R20	Symptoms and signs involving the skin and subcutaneous tissue	12	13	1,360.96	0.20%
00532	West Volusia Hospital Authority	L60	Disorders of skin appendages	12	12	1,261.68	0.19%
00532	West Volusia Hospital Authority	H43	Disorders of vitreous body and globe	1	1	1,222.72	0.18%
00532	West Volusia Hospital Authority	J00	Acute upper respiratory infections	10	11	1,205.39	0.18%
00532	West Volusia Hospital Authority	D37	Neoplasms of uncertain behavior, polycythemia vera and myelodysplastic...	2	3	1,160.30	0.17%
00532	West Volusia Hospital Authority	S90	Injuries to the ankle and foot	4	10	1,108.94	0.16%
00532	West Volusia Hospital Authority	J30	Other diseases of upper respiratory tract	9	10	1,107.66	0.16%
00532	West Volusia Hospital Authority	I80	Diseases of veins, lymphatic vessels and lymph nodes, not elsewhere classified	5	5	1,077.97	0.16%
00532	West Volusia Hospital Authority	Z30	Persons encountering health services in circumstances related to reproduction	11	11	1,049.56	0.16%
00532	West Volusia Hospital Authority	H40	Glaucoma	5	6	986.69	0.15%
00532	West Volusia Hospital Authority	S00	Injuries to the head	3	4	961.20	0.14%
00532	West Volusia Hospital Authority	C43	Melanoma and other malignant neoplasms of skin	4	7	954.96	0.14%
00532	West Volusia Hospital Authority	M91	Chondropathies	1	2	946.83	0.14%
00532	West Volusia Hospital Authority	G50	Nerve, nerve root and plexus disorders	5	7	921.67	0.14%
00532	West Volusia Hospital Authority	B20	Human immunodeficiency virus [HIV] disease	3	8	883.04	0.13%
00532	West Volusia Hospital Authority	H53	Visual disturbances and blindness	6	6	875.62	0.13%
00532	West Volusia Hospital Authority	L20	Dermatitis and eczema	6	7	841.52	0.12%
00532	West Volusia Hospital Authority	T66	Other and unspecified effects of external causes	4	6	764.78	0.11%
00532	West Volusia Hospital Authority	S10	Injuries to the neck	1	2	762.77	0.11%
00532	West Volusia Hospital Authority	H10	Disorders of conjunctiva	3	4	674.95	0.10%
00532	West Volusia Hospital Authority	I60	Cerebrovascular diseases	4	6	661.59	0.10%
00532	West Volusia Hospital Authority	Z20	Persons with potential health hazards related to communicable diseases	6	6	626.65	0.09%
00532	West Volusia Hospital Authority	I70	Diseases of arteries, arterioles and capillaries	3	4	604.58	0.09%
00532	West Volusia Hospital Authority	D40	Neoplasms of uncertain behavior, polycythemia vera and myelodysplastic...	2	2	603.72	0.09%

Requested by: ReportScheduler from p316 data [P316]

Generated at: 00:30:46 on 01 July 2020





## Cost of Minor

Block of Business ID: EBMSI  
Client ID: 00532  
Paid Date: 6/1/2020 to 6/30/2020

ClientId	Client Name	CategoryId	Category Description	Unique Patients	Claim Count	Paid Amount	Percent of Total
00532	West Volusia Hospital Authority	G89	Other disorders of the nervous system	5	5	573.14	0.08%
00532	West Volusia Hospital Authority	H60	Diseases of external ear	5	5	530.14	0.08%
00532	West Volusia Hospital Authority	T51	Toxic effects of substances chiefly nonmedicinal as to source	3	5	510.15	0.08%
00532	West Volusia Hospital Authority	M05	Inflammatory polyarthropathies	4	6	508.42	0.08%
00532	West Volusia Hospital Authority	M60	Disorders of muscles	5	5	505.73	0.07%
00532	West Volusia Hospital Authority	H30	Disorders of choroid and retina	3	3	503.27	0.07%
00532	West Volusia Hospital Authority	G60	Polyneuropathies and other disorders of the peripheral nervous system	5	5	498.00	0.07%
00532	West Volusia Hospital Authority	H25	Disorders of lens	2	3	496.04	0.07%
00532	West Volusia Hospital Authority	K90	Other diseases of the digestive system	1	3	438.11	0.06%
00532	West Volusia Hospital Authority	C51	Malignant neoplasms of female genital organs	2	2	427.73	0.06%
00532	West Volusia Hospital Authority	H55	Other disorders of eye and adnexa	4	4	415.14	0.06%
00532	West Volusia Hospital Authority	M30	Systemic connective tissue disorders	3	4	387.78	0.06%
00532	West Volusia Hospital Authority	J96	Other diseases of the respiratory system	1	2	386.57	0.06%
00532	West Volusia Hospital Authority	K35	Diseases of appendix	1	2	384.21	0.11%
00532	West Volusia Hospital Authority	S20	Injuries to the thorax	3	3	382.39	0.06%
00532	West Volusia Hospital Authority	E50	Other nutritional deficiencies	4	4	374.94	0.06%
00532	West Volusia Hospital Authority	D65	Coagulation defects, purpura and other hemorrhagic conditions	3	4	371.63	0.06%
00532	West Volusia Hospital Authority	H00	Disorders of eyelid, lacrimal system and orbit	4	4	351.46	0.05%
00532	West Volusia Hospital Authority	S50	Injuries to the elbow and forearm	2	2	345.89	0.05%
00532	West Volusia Hospital Authority	L49	Urticaria and erythema	1	2	343.92	0.05%
00532	West Volusia Hospital Authority	F20	Schizophrenia, schizotypal, delusional, and other non-mood psychotic disorders	4	4	340.72	0.05%
00532	West Volusia Hospital Authority	M40	Deforming dorsopathies	4	4	325.89	0.05%
00532	West Volusia Hospital Authority	C60	Malignant neoplasms of male genital organs	2	4	313.21	0.05%
00532	West Volusia Hospital Authority	H65	Diseases of middle ear and mastoid	3	3	299.28	0.04%
00532	West Volusia Hospital Authority	A15	Tuberculosis	1	1	296.80	0.04%
00532	West Volusia Hospital Authority	B00	Viral infections characterized by skin and mucous membrane lesions	1	2	247.76	0.04%
00532	West Volusia Hospital Authority	C40	Malignant neoplasms of bone and articular cartilage	1	1	215.55	0.03%
00532	West Volusia Hospital Authority	E20	Disorders of other endocrine glands	1	1	210.74	0.03%
00532	West Volusia Hospital Authority	Z69	Persons encountering health services in other circumstances	1	1	199.97	0.03%
00532	West Volusia Hospital Authority	H90	Other disorders of ear	1	2	198.43	0.03%

Requested by: ReportScheduler from p316 data [P316]

Generated at: 00:30:46 on 01 July 2020





## Cost of Minor

Block of Business ID: EBMSI  
Client ID: 00532  
Paid Date: 6/1/2020 to 6/30/2020

ClientId	Client Name	CategoryId	Category Description	Unique Patients	Claim Count	Paid Amount	Percent of Total
00532	West Volusia Hospital Authority	O09	Supervision of high risk pregnancy	1	3	184.33	0.03%
00532	West Volusia Hospital Authority	B15	Viral hepatitis	3	4	173.48	0.03%
00532	West Volusia Hospital Authority	E65	Overweight, obesity and other hyperalimentation	1	1	170.65	0.03%
00532	West Volusia Hospital Authority	F60	Disorders of adult personality and behavior	1	2	170.36	0.03%
00532	West Volusia Hospital Authority	Z14	Genetic carrier and genetic susceptibility to disease	1	1	156.13	0.02%
00532	West Volusia Hospital Authority	C30	Malignant neoplasms of respiratory and intrathoracic organs	1	1	146.33	0.02%
00532	West Volusia Hospital Authority	T15	Effects of foreign body entering through natural orifice	2	2	136.84	0.02%
00532	West Volusia Hospital Authority	N25	Other disorders of kidney and ureter	1	1	131.21	0.02%
00532	West Volusia Hospital Authority	M80	Disorders of bone density and structure	1	1	125.78	0.02%
00532	West Volusia Hospital Authority	T30	Burns and corrosions of multiple and unspecified body regions	1	1	115.43	0.09%
00532	West Volusia Hospital Authority	I05	Chronic rheumatic heart diseases	2	2	100.64	0.01%
00532	West Volusia Hospital Authority	N00	Glomerular diseases	1	1	82.68	0.01%
00532	West Volusia Hospital Authority	M65	Disorders of synovium and tendon	1	1	68.42	0.07%
00532	West Volusia Hospital Authority	Q65	Congenital malformations and deformations of the musculoskeletal system	1	1	64.41	0.01%
00532	West Volusia Hospital Authority	R80	Abnormal findings on examination of urine, without diagnosis	1	1	26.52	0.00%
00532	West Volusia Hospital Authority	O94	Other obstetric conditions, not elsewhere classified	1	1	14.41	0.00%
				1548	2327	674,613.12	100.00%



## Cost of Minor

Block of Business ID: EBMSI  
 Client ID: 00532  
 Paid Date: 1/1/2020 to 6/30/2020

ClientId	Client Name	CategoryId	Category Description	Unique Patients	Claim Count	Paid Amount	Percent of Total
00532	West Volusia Hospital Authority	R10	Symptoms and signs involving the digestive system and abdomen	223	488	114,389.18	4.10%
00532	West Volusia Hospital Authority	Z40	Encounters for other specific health care	31	61	103,108.87	3.70%
00532	West Volusia Hospital Authority	R00	Symptoms and signs involving the circulatory and respiratory systems	201	404	101,339.61	3.63%
00532	West Volusia Hospital Authority	N80	Noninflammatory disorders of female genital tract	79	185	98,968.46	3.55%
00532	West Volusia Hospital Authority	C81	Malignant neoplasms of lymphoid, hematopoietic and related tissue	6	63	94,396.94	3.39%
00532	West Volusia Hospital Authority	I10	Hypertensive diseases	191	317	94,136.62	3.38%
00532	West Volusia Hospital Authority	E08	Diabetes mellitus	258	643	83,409.07	2.99%
00532	West Volusia Hospital Authority	M50	Other dorsopathies	193	476	79,036.46	2.83%
00532	West Volusia Hospital Authority	A30	Other bacterial diseases	17	56	78,748.84	2.82%
00532	West Volusia Hospital Authority	C15	Malignant neoplasms of digestive organs	8	88	78,096.37	2.80%
00532	West Volusia Hospital Authority	M15	Osteoarthritis	60	122	67,737.54	2.43%
00532	West Volusia Hospital Authority	J40	Chronic lower respiratory diseases	97	230	57,130.93	2.05%
00532	West Volusia Hospital Authority	Z00	Persons encountering health services for examinations	279	481	55,757.98	2.00%
00532	West Volusia Hospital Authority	K20	Diseases of esophagus, stomach and duodenum	110	211	55,425.31	1.99%
00532	West Volusia Hospital Authority	C50	Malignant neoplasms of breast	14	72	53,000.89	1.90%
00532	West Volusia Hospital Authority	L00	Infections of the skin and subcutaneous tissue	35	114	50,395.50	1.81%
00532	West Volusia Hospital Authority	K80	Disorders of gallbladder, biliary tract and pancreas	23	69	49,983.60	1.79%
00532	West Volusia Hospital Authority	N20	Urolithiasis	22	100	49,572.38	1.78%
00532	West Volusia Hospital Authority	C30	Malignant neoplasms of respiratory and intrathoracic organs	3	19	46,085.12	1.65%
00532	West Volusia Hospital Authority	R50	General symptoms and signs	125	202	42,763.78	1.53%
00532	West Volusia Hospital Authority	M20	Other joint disorders	153	356	42,016.75	1.51%
00532	West Volusia Hospital Authority	M45	Spondylopathies	74	194	41,303.99	1.48%
00532	West Volusia Hospital Authority	N10	Renal tubulo-interstitial diseases	13	33	40,356.43	1.45%
00532	West Volusia Hospital Authority	K40	Hernia	18	50	39,383.17	1.41%
00532	West Volusia Hospital Authority	F30	Mood [affective] disorders	115	327	38,123.05	1.37%
00532	West Volusia Hospital Authority	K55	Other diseases of intestines	70	133	37,973.23	1.36%
00532	West Volusia Hospital Authority	C43	Melanoma and other malignant neoplasms of skin	7	25	37,085.89	1.33%
00532	West Volusia Hospital Authority	N30	Other diseases of the urinary system	52	117	34,358.57	1.23%
00532	West Volusia Hospital Authority	K50	Noninfective enteritis and colitis	20	60	34,155.57	1.22%
00532	West Volusia Hospital Authority	D70	Other disorders of blood and blood-forming organs	21	103	34,027.54	1.22%

Requested by: ReportScheduler from p316 data [P316]

Generated at: 00:18:47 on 01 July 2020



## Cost of Minor

Block of Business ID: EBMSI  
 Client ID: 00532  
 Paid Date: 1/1/2020 to 6/30/2020

ClientId	Client Name	CategoryId	Category Description	Unique Patients	Claim Count	Paid Amount	Percent of Total
00532	West Volusia Hospital Authority	I20	Ischemic heart diseases	31	48	33,582.55	1.20%
00532	West Volusia Hospital Authority	J09	Influenza and pneumonia	27	62	33,366.88	1.20%
00532	West Volusia Hospital Authority	R70	Abnormal findings on examination of blood, without diagnosis	91	145	32,400.20	1.16%
00532	West Volusia Hospital Authority	N17	Acute kidney failure and chronic kidney disease	43	155	30,609.57	1.10%
00532	West Volusia Hospital Authority	C64	Malignant neoplasms of urinary tract	3	20	28,027.23	1.01%
00532	West Volusia Hospital Authority	R90	Abnormal findings on diagnostic imaging and in function studies, without...	65	103	27,753.95	1.00%
00532	West Volusia Hospital Authority	G40	Episodic and paroxysmal disorders	77	121	26,652.50	0.96%
00532	West Volusia Hospital Authority	F10	Mental and behavioral disorders due to psychoactive substance use	19	39	25,685.09	0.92%
00532	West Volusia Hospital Authority	M70	Other soft tissue disorders	101	185	25,218.19	0.90%
00532	West Volusia Hospital Authority	N40	Diseases of male genital organs	29	59	25,146.72	0.90%
00532	West Volusia Hospital Authority	J96	Other diseases of the respiratory system	15	64	24,868.94	0.89%
00532	West Volusia Hospital Authority	J00	Acute upper respiratory infections	88	148	24,293.55	0.87%
00532	West Volusia Hospital Authority	E70	Metabolic disorders	190	292	21,985.46	0.79%
00532	West Volusia Hospital Authority	S80	Injuries to the knee and lower leg	21	52	21,611.99	0.78%
00532	West Volusia Hospital Authority	I30	Other forms of heart disease	51	116	20,702.80	0.74%
00532	West Volusia Hospital Authority	C51	Malignant neoplasms of female genital organs	3	24	20,480.77	0.73%
00532	West Volusia Hospital Authority	D60	Aplastic and other anemias and other bone marrow failure syndromes	33	70	20,134.20	0.72%
00532	West Volusia Hospital Authority	D50	Nutritional anemias	29	100	19,321.39	0.69%
00532	West Volusia Hospital Authority	M60	Disorders of muscles	22	39	18,964.66	0.68%
00532	West Volusia Hospital Authority	J90	Other diseases of the pleura	2	7	16,873.00	0.61%
00532	West Volusia Hospital Authority	I80	Diseases of veins, lymphatic vessels and lymph nodes, not elsewhere classified	17	33	16,113.47	0.58%
00532	West Volusia Hospital Authority	D10	Benign neoplasms, except benign neuroendocrine tumors	45	69	16,020.72	0.57%
00532	West Volusia Hospital Authority	D37	Neoplasms of uncertain behavior, polycythemia vera and myelodysplastic...	3	7	15,425.57	0.55%
00532	West Volusia Hospital Authority	F40	Anxiety, dissociative, stress-related, somatoform and other nonpsychotic...	68	115	14,852.26	0.53%
00532	West Volusia Hospital Authority	S30	Injuries to the abdomen, lower back, lumbar spine, pelvis and external genitals	13	38	14,690.56	0.53%
00532	West Volusia Hospital Authority	S40	Injuries to the shoulder and upper arm	11	18	13,710.73	0.49%
00532	West Volusia Hospital Authority	J20	Other acute lower respiratory infections	39	76	13,072.39	0.47%
00532	West Volusia Hospital Authority	R40	Symptoms and signs involving cognition, perception, emotional state and...	38	60	12,735.94	0.46%
00532	West Volusia Hospital Authority	N60	Disorders of breast	39	68	11,828.20	0.42%
00532	West Volusia Hospital Authority	I60	Cerebrovascular diseases	14	33	11,040.23	0.40%

Requested by: ReportScheduler from p316 data [P316]

Generated at: 00:18:47 on 01 July 2020



## Cost of Minor

Block of Business ID: EBMSI  
 Client ID: 00532  
 Paid Date: 1/1/2020 to 6/30/2020

ClientId	Client Name	CategoryId	Category Description	Unique Patients	Claim Count	Paid Amount	Percent of Total
00532	West Volusia Hospital Authority	R30	Symptoms and signs involving the genitourinary system	61	96	10,942.97	0.39%
00532	West Volusia Hospital Authority	C76	Malignant neoplasms of ill-defined, other secondary and unspecified sites	5	13	10,807.92	0.39%
00532	West Volusia Hospital Authority	Z77	Persons with potential health hazards related to family and personal history...	51	82	10,686.20	0.38%
00532	West Volusia Hospital Authority	K70	Diseases of liver	20	49	10,647.94	0.38%
00532	West Volusia Hospital Authority	E00	Disorders of thyroid gland	59	98	9,668.56	0.35%
00532	West Volusia Hospital Authority	F20	Schizophrenia, schizotypal, delusional, and other non-mood psychotic disorders	11	22	8,993.11	0.32%
00532	West Volusia Hospital Authority	S70	Injuries to the hip and thigh	6	54	8,802.04	0.32%
00532	West Volusia Hospital Authority	R20	Symptoms and signs involving the skin and subcutaneous tissue	44	59	8,560.67	0.31%
00532	West Volusia Hospital Authority	K35	Diseases of appendix	2	8	7,915.54	0.28%
00532	West Volusia Hospital Authority	C73	Malignant neoplasms of thyroid and other endocrine glands	1	5	7,514.63	0.27%
00532	West Volusia Hospital Authority	J30	Other diseases of upper respiratory tract	46	70	7,309.41	0.26%
00532	West Volusia Hospital Authority	H15	Disorders of sclera, cornea, iris and ciliary body	5	17	7,206.54	0.26%
00532	West Volusia Hospital Authority	Z30	Persons encountering health services in circumstances related to reproduction	36	77	7,183.55	0.26%
00532	West Volusia Hospital Authority	R83	Abnormal findings on examination of other body fluids, substances and...	13	35	6,807.08	0.24%
00532	West Volusia Hospital Authority	S90	Injuries to the ankle and foot	16	47	6,572.25	0.24%
00532	West Volusia Hospital Authority	G35	Demyelinating diseases of the central nervous system	1	2	6,367.91	0.23%
00532	West Volusia Hospital Authority	H53	Visual disturbances and blindness	37	57	6,034.53	0.22%
00532	West Volusia Hospital Authority	G50	Nerve, nerve root and plexus disorders	15	33	5,982.25	0.21%
00532	West Volusia Hospital Authority	H40	Glaucoma	29	38	5,852.83	0.21%
00532	West Volusia Hospital Authority	T80	Complications of surgical and medical care, not elsewhere classified	9	13	5,717.97	0.21%
00532	West Volusia Hospital Authority	B15	Viral hepatitis	19	59	5,697.47	0.20%
00532	West Volusia Hospital Authority	I70	Diseases of arteries, arterioles and capillaries	12	14	5,461.86	0.20%
00532	West Volusia Hospital Authority	O30	Maternal care related to the fetus and amniotic cavity and possible delivery...	3	4	5,147.77	0.18%
00532	West Volusia Hospital Authority	L80	Other disorders of the skin and subcutaneous tissue	30	44	4,900.00	0.18%
00532	West Volusia Hospital Authority	C60	Malignant neoplasms of male genital organs	6	19	4,638.58	0.17%
00532	West Volusia Hospital Authority	S00	Injuries to the head	11	17	4,359.84	0.16%
00532	West Volusia Hospital Authority	M05	Inflammatory polyarthropathies	17	44	4,311.00	0.15%
00532	West Volusia Hospital Authority	D65	Coagulation defects, purpura and other hemorrhagic conditions	11	27	4,180.13	0.15%
00532	West Volusia Hospital Authority	B35	Mycoses	29	37	4,068.23	0.15%
00532	West Volusia Hospital Authority	K00	Diseases of oral cavity and salivary glands	19	30	4,042.83	0.14%

Requested by: ReportScheduler from p316 data [P316]

Generated at: 00:18:47 on 01 July 2020



## Cost of Minor

Block of Business ID: EBMSI  
 Client ID: 00532  
 Paid Date: 1/1/2020 to 6/30/2020

ClientId	Client Name	CategoryId	Category Description	Unique Patients	Claim Count	Paid Amount	Percent of Total
00532	West Volusia Hospital Authority	N70	Inflammatory diseases of female pelvic organs	19	32	3,878.76	0.14%
00532	West Volusia Hospital Authority	Z20	Persons with potential health hazards related to communicable diseases	29	34	3,490.08	0.13%
00532	West Volusia Hospital Authority	L60	Disorders of skin appendages	24	33	3,462.26	0.12%
00532	West Volusia Hospital Authority	T15	Effects of foreign body entering through natural orifice	5	8	3,419.61	0.12%
00532	West Volusia Hospital Authority	O20	Other maternal disorders predominantly related to pregnancy	5	10	3,373.24	0.12%
00532	West Volusia Hospital Authority	E50	Other nutritional deficiencies	31	40	3,327.76	0.12%
00532	West Volusia Hospital Authority	S60	Injuries to the wrist, hand and fingers	10	21	3,262.14	0.12%
00532	West Volusia Hospital Authority	T66	Other and unspecified effects of external causes	7	14	3,213.84	0.12%
00532	West Volusia Hospital Authority	L20	Dermatitis and eczema	24	33	3,150.59	0.11%
00532	West Volusia Hospital Authority	M40	Deforming dorsopathies	15	22	3,045.23	0.11%
00532	West Volusia Hospital Authority	D49	Neoplasms of unspecified behavior	3	3	3,030.27	0.11%
00532	West Volusia Hospital Authority	M86	Other osteopathies	7	24	2,902.04	0.10%
00532	West Volusia Hospital Authority	D40	Neoplasms of uncertain behavior, polycythemia vera and myelodysplastic...	10	14	2,829.44	0.10%
00532	West Volusia Hospital Authority	H65	Diseases of middle ear and mastoid	19	25	2,780.44	0.10%
00532	West Volusia Hospital Authority	G60	Polyneuropathies and other disorders of the peripheral nervous system	13	21	2,704.40	0.10%
00532	West Volusia Hospital Authority	B20	Human immunodeficiency virus [HIV] disease	10	26	2,675.51	0.10%
00532	West Volusia Hospital Authority	H25	Disorders of lens	5	9	2,596.71	0.09%
00532	West Volusia Hospital Authority	B95	Bacterial and viral infectious agents	10	17	2,559.69	0.09%
00532	West Volusia Hospital Authority	S20	Injuries to the thorax	7	11	2,531.04	0.09%
00532	West Volusia Hospital Authority	G89	Other disorders of the nervous system	11	24	2,504.56	0.09%
00532	West Volusia Hospital Authority	I95	Other and unspecified disorders of the circulatory system	6	9	2,333.05	0.08%
00532	West Volusia Hospital Authority	H00	Disorders of eyelid, lacrimal system and orbit	16	25	2,303.20	0.08%
00532	West Volusia Hospital Authority	H60	Diseases of external ear	18	24	2,296.26	0.08%
00532	West Volusia Hospital Authority	S50	Injuries to the elbow and forearm	6	18	2,130.47	0.08%
00532	West Volusia Hospital Authority	M65	Disorders of synovium and tendon	6	11	2,095.08	0.08%
00532	West Volusia Hospital Authority	O00	Pregnancy with abortive outcome	3	7	2,019.98	0.07%
00532	West Volusia Hospital Authority	H10	Disorders of conjunctiva	12	15	1,989.33	0.07%
00532	West Volusia Hospital Authority	Z69	Persons encountering health services in other circumstances	3	12	1,866.23	0.07%
00532	West Volusia Hospital Authority	R97	Abnormal tumor markers	6	8	1,831.38	0.07%
00532	West Volusia Hospital Authority	B25	Other viral diseases	6	9	1,736.24	0.06%

Requested by: ReportScheduler from p316 data [P316]

Generated at: 00:18:47 on 01 July 2020



## Cost of Minor

Block of Business ID: EBMSI  
 Client ID: 00532  
 Paid Date: 1/1/2020 to 6/30/2020

ClientId	Client Name	CategoryId	Category Description	Unique Patients	Claim Count	Paid Amount	Percent of Total
00532	West Volusia Hospital Authority	M30	Systemic connective tissue disorders	11	22	1,706.16	0.06%
00532	West Volusia Hospital Authority	B00	Viral infections characterized by skin and mucous membrane lesions	10	16	1,662.84	0.06%
00532	West Volusia Hospital Authority	H43	Disorders of vitreous body and globe	3	3	1,465.98	0.05%
00532	West Volusia Hospital Authority	O60	Complications of labor and delivery	2	4	1,412.37	0.05%
00532	West Volusia Hospital Authority	S10	Injuries to the neck	3	6	1,321.36	0.05%
00532	West Volusia Hospital Authority	N25	Other disorders of kidney and ureter	9	9	1,205.94	0.04%
00532	West Volusia Hospital Authority	Z3A	Weeks of Gestation	5	11	1,119.97	0.04%
00532	West Volusia Hospital Authority	F99	Unspecified mental disorder	1	2	1,067.21	0.04%
00532	West Volusia Hospital Authority	T36	Poisoning by, adverse effects of and underdosing of drugs, medicaments and...	2	7	1,057.01	0.04%
00532	West Volusia Hospital Authority	A50	Infections with a predominantly sexual mode of transmission	7	12	1,047.16	0.04%
00532	West Volusia Hospital Authority	R25	Symptoms and signs involving the nervous and musculoskeletal systems	10	13	1,039.23	0.04%
00532	West Volusia Hospital Authority	H55	Other disorders of eye and adnexa	8	9	992.29	0.04%
00532	West Volusia Hospital Authority	H30	Disorders of choroid and retina	4	6	986.08	0.04%
00532	West Volusia Hospital Authority	K90	Other diseases of the digestive system	6	9	976.03	0.04%
00532	West Volusia Hospital Authority	M91	Chondropathies	1	2	946.83	0.03%
00532	West Volusia Hospital Authority	E20	Disorders of other endocrine glands	6	12	879.16	0.03%
00532	West Volusia Hospital Authority	Q65	Congenital malformations and deformations of the musculoskeletal system	3	6	846.22	0.03%
00532	West Volusia Hospital Authority	H90	Other disorders of ear	6	8	759.52	0.03%
00532	West Volusia Hospital Authority	T51	Toxic effects of substances chiefly nonmedicinal as to source	3	6	755.70	0.03%
00532	West Volusia Hospital Authority	E65	Overweight, obesity and other hyperalimentation	3	3	539.03	0.02%
00532	West Volusia Hospital Authority	D00	In situ neoplasms	2	4	499.80	0.02%
00532	West Volusia Hospital Authority	L49	Urticaria and erythema	3	4	479.95	0.02%
00532	West Volusia Hospital Authority	M80	Disorders of bone density and structure	3	4	472.07	0.02%
00532	West Volusia Hospital Authority	G30	Other degenerative diseases of the nervous system	2	3	466.89	0.02%
00532	West Volusia Hospital Authority	L40	Papulosquamous disorders	4	4	452.44	0.02%
00532	West Volusia Hospital Authority	G70	Diseases of myoneural junction and muscle	2	7	412.89	0.01%
00532	West Volusia Hospital Authority	F01	Mental disorders due to known physiological conditions	2	3	352.33	0.01%
00532	West Volusia Hospital Authority	H80	Diseases of inner ear	1	2	346.74	0.01%
00532	West Volusia Hospital Authority	F90	Behavioral and emotional disorders with onset usually occurring in childhood...	2	3	346.29	0.01%
00532	West Volusia Hospital Authority	B85	Pediculosis, acariasis and other infestations	3	4	338.74	0.01%

Requested by: ReportScheduler from p316 data [P316]

Generated at: 00:18:47 on 01 July 2020



## Cost of Minor

Block of Business ID: EBMSI  
 Client ID: 00532  
 Paid Date: 1/1/2020 to 6/30/2020

ClientId	Client Name	CategoryId	Category Description	Unique Patients	Claim Count	Paid Amount	Percent of Total
00532	West Volusia Hospital Authority	Z68	Body mass index	4	4	325.36	0.01%
00532	West Volusia Hospital Authority	I05	Chronic rheumatic heart diseases	4	4	299.97	0.01%
00532	West Volusia Hospital Authority	E15	Other disorders of glucose regulation and pancreatic internal secretion	2	3	299.28	0.01%
00532	West Volusia Hospital Authority	A15	Tuberculosis	1	1	296.80	0.01%
00532	West Volusia Hospital Authority	R80	Abnormal findings on examination of urine, without diagnosis	3	3	231.59	0.01%
00532	West Volusia Hospital Authority	T20	Burns and corrosions of external body surface, specified by site	1	2	230.86	0.02%
00532	West Volusia Hospital Authority	C00	Malignant neoplasms of lip, oral cavity and pharynx	1	2	223.56	0.01%
00532	West Volusia Hospital Authority	C40	Malignant neoplasms of bone and articular cartilage	1	1	215.55	0.01%
00532	West Volusia Hospital Authority	A00	Intestinal infectious diseases	3	4	214.84	0.01%
00532	West Volusia Hospital Authority	I26	Pulmonary heart disease and diseases of pulmonary circulation	2	3	214.59	0.01%
00532	West Volusia Hospital Authority	F50	Behavioral syndromes associated with physiological disturbances and...	2	2	198.11	0.01%
00532	West Volusia Hospital Authority	O09	Supervision of high risk pregnancy	1	3	184.33	0.01%
00532	West Volusia Hospital Authority	G20	Extrapyramidal and movement disorders	2	2	181.72	0.01%
00532	West Volusia Hospital Authority	Z67	Blood type	1	2	180.50	0.01%
00532	West Volusia Hospital Authority	F60	Disorders of adult personality and behavior	1	2	170.36	0.01%
00532	West Volusia Hospital Authority	D80	Certain disorders involving the immune mechanism	1	2	169.80	0.01%
00532	West Volusia Hospital Authority	Z14	Genetic carrier and genetic susceptibility to disease	1	1	156.13	0.01%
00532	West Volusia Hospital Authority	O94	Other obstetric conditions, not elsewhere classified	2	2	134.84	0.00%
00532	West Volusia Hospital Authority	Q80	Other congenital malformations	1	1	115.43	0.03%
00532	West Volusia Hospital Authority	N00	Glomerular diseases	1	1	82.68	0.00%
00532	West Volusia Hospital Authority	L55	Radiation-related disorders of the skin and subcutaneous tissue	1	1	28.24	0.00%
00532	West Volusia Hospital Authority	E89	Postprocedural endocrine and metabolic complications and disorders, not...	1	1	24.45	0.00%
00532	West Volusia Hospital Authority	J80	Other respiratory diseases principally affecting the interstitium	1	1	1.16	0.00%
				4888	10156	2,788,215.61	100.00%



## Summary of Claims Paid By Location

Block of Business ID: EBMSI  
Client ID: 00532

Paid Date: 6/1/2020 to 6/30/2020

Description	Claims	Medical	Dental	Vision	Prescription	Disability	Total Paid
<b>00532-West Volusia Hospital Authority</b>							
DeLand	1514	219,819.28	0.00	0.00	0.00	0.00	219,819.28
Deltona	2171	435,671.63	0.00	0.00	0.00	0.00	435,671.63
Pierson	192	19,122.21	0.00	0.00	0.00	0.00	19,122.21
<b>00532 Totals:</b>	<b>3877</b>	<b>674,613.12</b>	<b>0.00</b>	<b>0.00</b>	<b>0.00</b>	<b>0.00</b>	<b>674,613.12</b>





## Summary of Claims Paid By Location

Block of Business ID: EBMSI  
Client ID: 00532

Paid Date: 1/1/2020 to 6/30/2020

Description	Claims	Medical	Dental	Vision	Prescription	Disability	Total Paid
<b>00532-West Volusia Hospital Authority</b>							
DeLand	5417	966,516.87	0.00	0.00	0.00	0.00	966,516.87
Deltona	7588	1,613,154.77	0.00	0.00	0.00	0.00	1,613,154.77
Pierson	722	208,543.97	0.00	0.00	0.00	0.00	208,543.97
<b>00532 Totals:</b>	<b>13727</b>	<b>2,788,215.61</b>	<b>0.00</b>	<b>0.00</b>	<b>0.00</b>	<b>0.00</b>	<b>2,788,215.61</b>



## Top Providers by Paid Amount for Tins: '550799729'

Block of Business ID: EBMSI  
Client ID: 00532

Paid Date: 6/1/2020 to 6/30/2020

Tin	NPI	Provider	City	State	Specialty	Claim Count	Billed Charges	Over UCR	PPO Discount	Allowed	Plan Paid	Patient Resp
55-0799729	1750546313	NEFHS Deltona 2160	Deltona	FL	Hospital	287	40,980.82	0.00	6,555.41	34,347.01	32,480.83	1,360.00
55-0799729	1407026016	NEFHS Deland	Deland	FL	Hospital	215	29,520.92	0.00	4,310.02	24,958.14	23,701.50	940.00
55-0799729	1992792311	NEFHS Pierson	Pierson	FL	Hospital	37	4,893.72	0.00	430.48	4,463.24	4,145.74	170.00
55-0799729	1467907626	NEFHS Deland 1205	Deland	FL	Hospital	11	1,455.44	0.00	130.71	1,324.73	1,274.73	50.00
55-0799729	1396282208	NEFHS Daytona	South Daytona	FL	Hospital	10	1,059.76	0.00	-102.79	1,084.15	914.15	45.00
55-0799729	1447501291	Nefhs Pediatrics	Deland	FL	Clinic	4	677.10	0.00	195.38	481.72	471.72	10.00
55-0799729	1407026016	NEFHS Deland	Deland	FL	Clinic	2	320.73	0.00	79.87	240.86	240.86	0.00
55-0799729	1992792311	Northeast Florida Health Services	Deland	FL	Hospital	2	138.20	0.00	-65.52	203.72	143.72	10.00



## Top Providers by Paid Amount for Tins: '550799729'

Block of Business ID: EBMSI  
Client ID: 00532

Paid Date: 1/1/2020 to 6/30/2020

Tin	NPI	Provider	City	State	Specialty	Claim Count	Billed Charges	Over UCR	PPO Discount	Allowed	Plan Paid	Patient Resp
55-0799729	1750546313	NEFHS Deltona 2160	Deltona	FL	Hospital	1408	170,409.90	0.00	27,793.22	141,379.12	131,277.32	5,446.60
55-0799729	1407026016	NEFHS Deland	Deland	FL	Hospital	1201	145,941.53	0.00	21,871.96	122,615.49	114,541.22	4,605.00
55-0799729	1992792311	NEFHS Pierson	Pierson	FL	Hospital	307	35,278.72	0.00	4,465.45	30,461.43	28,787.43	1,145.00
55-0799729	1396282208	NEFHS Daytona	South Daytona	FL	Hospital	45	4,489.18	0.00	-399.37	4,810.15	4,392.05	180.00
55-0799729	1407026016	NEFHS Deland	Deland	FL	Clinic	59	5,208.65	0.00	-832.20	3,884.79	3,854.79	30.00
55-0799729	1467907626	NEFHS Deland 1205	Deland	FL	Hospital	23	2,953.84	0.00	181.88	2,771.96	2,549.46	100.00
55-0799729	1447501291	Nefhs Pediatrics	Deland	FL	Clinic	21	3,178.98	0.00	647.88	2,531.10	2,338.60	70.00
55-0799729	1992792311	Northeast Florida Health Services	Deland	FL	Hospital	8	746.02	0.00	-180.28	926.30	861.30	15.00
55-0799729	1427605534	NEFHS Deltona 1200	Deltona	FL	Clinic	4	556.84	0.00	75.12	481.72	461.72	20.00
55-0799729	1467907626	Family Health Source	Deland	FL	Family Practice	1	122.50	0.00	0.00	122.50	0.00	0.00

Location Name	Month	Hospital	Laboratory	PCP	Specialty Facility	Physician	Total Claims Count	Total Paid Claims	Total Fixed Costs	Employee Count	PEPM Cost/Employee	Hospital PEPM	Lab PEPM	PCP PEPM	Specialty Facility PEPM
---------------	-------	----------	------------	-----	--------------------	-----------	--------------------	-------------------	-------------------	----------------	--------------------	---------------	----------	----------	-------------------------

00532 - West Virginia Hospital Authority

Deland	01-2020	\$1,662.15	\$1,251.75	\$11,978.43	\$4,835.94	\$771.70	157	\$20,659.87	\$0.00	811	\$22.72	\$1.82	\$1.48	\$13.15	\$5.42
Deland	02-2020	\$56,936.50	\$2,034.04	\$18,612.16	\$24,889.44	\$463.17	720	\$102,945.31	\$0.00	914	\$112.63	\$62.29	\$2.23	\$20.36	\$27.24
Deland	03-2020	\$116,924.68	\$4,260.29	\$26,415.35	\$56,474.23	\$5,305.68	894	\$211,260.24	\$0.00	912	\$231.78	\$128.21	\$4.67	\$31.16	\$61.92
Deland	04-2020	\$130,882.48	\$3,708.19	\$22,082.23	\$61,481.68	\$12,514.69	941	\$230,475.27	\$0.00	898	\$256.65	\$145.53	\$4.13	\$24.59	\$68.47
Deland	05-2020	\$72,392.41	\$7,396.66	\$21,026.74	\$64,381.74	\$12,882.65	1036	\$178,060.20	\$0.00	929	\$191.69	\$77.93	\$7.96	\$69.30	\$13.87
Deland	06-2020	\$103,852.30	\$5,426.75	\$27,141.03	\$63,313.93	\$17,329.84	1212	\$217,063.85	\$0.00	963	\$225.40	\$107.94	\$5.64	\$28.18	\$65.75
Deland	07-2020	\$482,450.53	\$24,177.68	\$129,255.94	\$275,492.96	\$49,267.73	4962	\$960,644.84	\$0.00	5527	\$173.81	\$87.29	\$4.37	\$23.39	\$49.84
Deland	08-2020	\$5,961.94	\$109.23	\$14,350.89	\$2,400.65	\$2,400.65	1051	\$33,836.73	\$0.00	887	\$38.15	\$6.72	\$0.12	\$18.38	\$2.71
Deland	09-2020	\$87,197.30	\$3,813.18	\$20,840.89	\$72,158.81	\$2,889.50	1051	\$186,809.68	\$0.00	880	\$212.40	\$99.09	\$4.33	\$23.68	\$32.29
Deland	10-2020	\$120,132.34	\$7,589.40	\$23,723.15	\$6,404.35	\$156,019.28	1138	\$313,668.52	\$0.00	878	\$357.48	\$136.82	\$8.64	\$27.02	\$177.70
Deland	11-2020	\$193,127.90	\$9,143.88	\$24,140.23	\$112,931.88	\$11,280.46	1331	\$350,624.35	\$0.00	843	\$415.92	\$229.10	\$10.85	\$28.64	\$133.96
Deland	12-2020	\$154,820.68	\$5,663.17	\$24,787.02	\$82,563.57	\$19,047.95	1375	\$286,882.59	\$0.00	878	\$326.76	\$176.34	\$6.45	\$28.23	\$94.04
Deland	01-2021	\$219,137.65	\$10,562.99	\$33,236.45	\$151,934.93	\$18,904.30	1821	\$433,776.32	\$0.00	896	\$484.13	\$244.57	\$11.79	\$37.09	\$169.57
Deland	02-2021	\$780,388.01	\$36,880.85	\$141,258.73	\$586,443.39	\$80,937.21	6933	\$1,605,908.19	\$0.00	5262	\$305.19	\$148.31	\$7.01	\$26.85	\$111.45
N/A	03-2021	\$0.00	\$0.00	\$0.00	\$0.00	\$0.00	0	\$35,217.00	\$0.00	0	\$0.00	\$0.00	\$0.00	\$0.00	\$0.00
N/A	04-2021	\$0.00	\$0.00	\$0.00	\$0.00	\$0.00	0	\$76,970.00	\$0.00	0	\$0.00	\$0.00	\$0.00	\$0.00	\$0.00
N/A	05-2021	\$0.00	\$0.00	\$0.00	\$0.00	\$0.00	0	\$88,601.50	\$0.00	0	\$0.00	\$0.00	\$0.00	\$0.00	\$0.00
N/A	06-2021	\$0.00	\$0.00	\$0.00	\$0.00	\$0.00	0	\$244,003.50	\$0.00	0	\$0.00	\$0.00	\$0.00	\$0.00	\$0.00
Peterson	07-2021	\$8,473.91	\$0.00	\$1,796.72	\$189.19	\$189.19	21	\$10,667.93	\$0.00	117	\$91.16	\$72.43	\$15.36	\$1.70	\$1.60
Peterson	08-2021	\$12,249.24	\$154.19	\$2,800.78	\$3,550.40	\$206.86	103	\$18,961.47	\$0.00	120	\$158.01	\$102.08	\$1.28	\$23.24	\$1.72
Peterson	09-2021	\$20,235.41	\$461.64	\$4,858.06	\$37,117.20	\$328.25	134	\$63,000.56	\$0.00	120	\$525.00	\$168.83	\$3.85	\$40.49	\$309.31
Peterson	10-2021	\$33,710.88	\$394.29	\$3,510.65	\$15,381.38	\$3,510.65	147	\$57,223.01	\$0.00	118	\$484.94	\$285.68	\$3.34	\$35.98	\$29.75
Peterson	11-2021	\$17,105.25	\$289.31	\$1,851.88	\$16,778.42	\$3,084.19	111	\$39,109.05	\$0.00	123	\$317.96	\$139.07	\$2.35	\$15.06	\$126.41
Peterson	12-2021	\$7,390.53	\$558.01	\$2,995.77	\$4,734.25	\$2,894.45	145	\$18,573.01	\$0.00	125	\$148.56	\$59.12	\$4.46	\$23.97	\$37.87
Subtotal:		\$98,165.02	\$1,657.44	\$289,063.89	\$77,740.76	\$10,222.59	661	\$207,535.03	\$244,003.50	11512	\$287.05	\$137.16	\$5.47	\$25.11	\$14.14
Total:		\$1,982,003.56	\$62,815.97	\$18,549.22	\$939,677.11	\$120,427.53	12556	\$2,774,088.06	\$244,003.50		\$240.97	\$118.31	\$5.47	\$25.11	\$14.14

Beginning Location  
 Paid Date: 1/1/2020-6/30/2020  
 Client ID: 00532  
 Location: 000-zzzzz

## Parameters



UMR

July 03, 2020

Submission Report for WVHA Board Members

Table of Contents

WVHA Health Card Program Eligibility – by Calendar Month – as of July 1, 2020 .....3

WVHA Enrollment by Fiscal Year – as of July 1, 2020 .....3

Medical and Prescription Drug Claim Data .....6

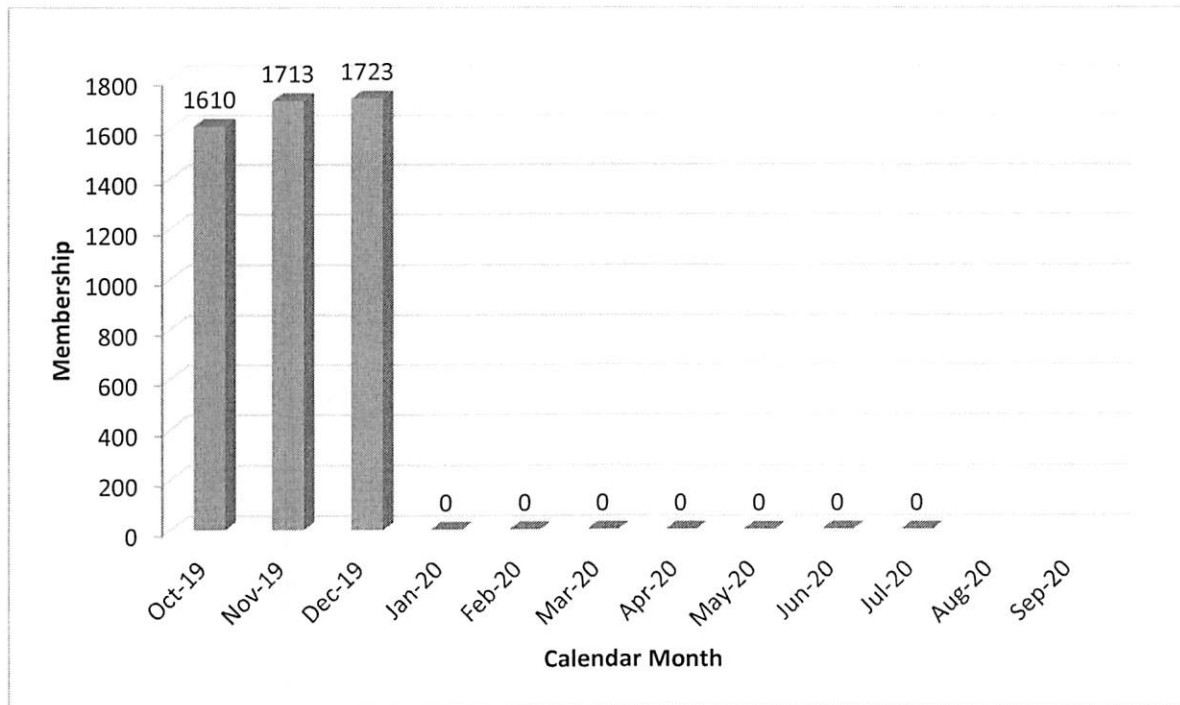
    Pharmacy Claims by Fiscal Year by Service Month (Month Prescription Filled).....6

    Combined Medical Costs (as of Claims Payment through 06/11/2020).....7

Specialty Care Services by Specialty – Top 25 (June 2020) .....9

## WVHA Health Card Program Eligibility – by Calendar Month – as of July 1, 2020

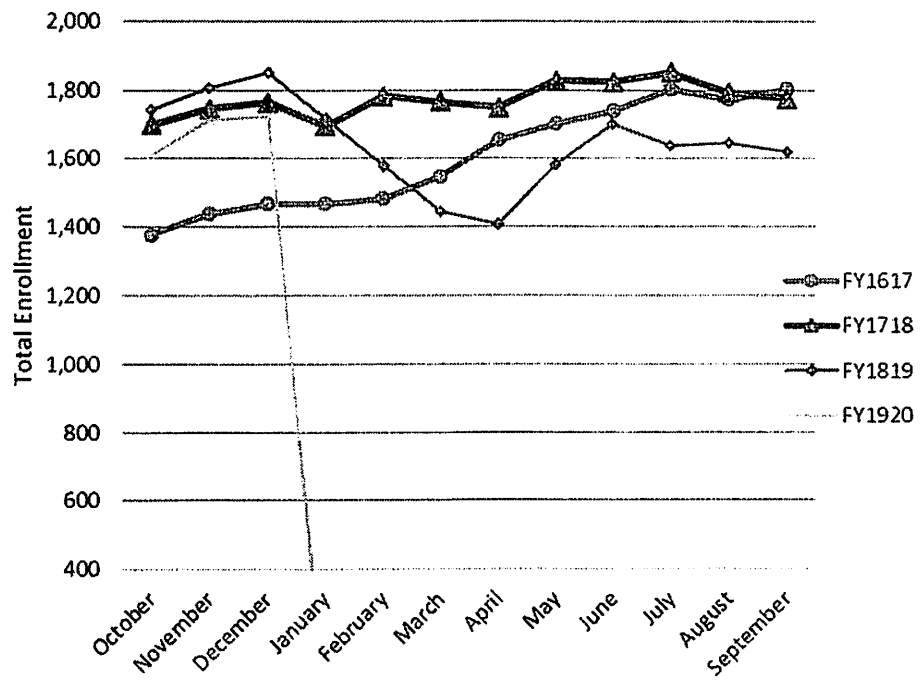
Eligibility reported above reflects eligibility as of the first of each month.



As of July 1, 2020, total program eligibility was 0 patients.

## WVHA Enrollment by Fiscal Year – as of July 1, 2020

WVHA Enrollment By Fiscal Year	
Month of Fiscal Year	FY1920
October	1,610
November	1,713
December	1,723
January	0
February	0
March	0
April	0
May	0
June	0
July	0
August	
September	
Grand Total	5,046





# WVHA Enrollment by Zip Code – as of July 1, 2020

Zip Code	WVHA Enrollment by Zip Code by Month														
	May-19	Jun-19	Jul-19	Aug-19	Sep-19	Oct-19	Nov-19	Dec-19	Jan-20	Feb-20	Mar-20	Apr-20	May-20	Jun-20	Jul-20
32102	5	5	5	5	4	4	3	3	0	0	0	0	0	0	0
32130	62	62	53	53	53	48	51	53	0	0	0	0	0	0	0
32180	106	106	97	98	95	93	97	94	0	0	0	0	0	0	0
32190	19	19	20	22	23	24	21	20	0	0	0	0	0	0	0
32706	2	2	2	2	2	2	1	1	0	0	0	0	0	0	0
32713	64	64	60	64	62	66	71	74	0	0	0	0	0	0	0
32720	362	362	327	337	334	344	381	395	0	0	0	0	0	0	0
32721	4	4	3	3	3	4	4	5	0	0	0	0	0	0	0
32724	285	285	286	289	281	262	292	296	0	0	0	0	0	0	0
32725	334	334	336	331	333	327	329	312	0	0	0	0	0	0	0
32728	3	3	3	4	4	4	4	4	0	0	0	0	0	0	0
32732	1	1	0	0	0	0	0	0	0	0	0	0	0	0	0
32738	294	294	288	278	275	275	288	296	0	0	0	0	0	0	0
32744	26	26	25	24	26	25	28	27	0	0	0	0	0	0	0
32753	1	1	1	1	1	1	1	1	0	0	0	0	0	0	0
32759	1	1	1	1	0	0	0	0	0	0	0	0	0	0	0
32763	113	113	112	113	104	104	113	115	0	0	0	0	0	0	0
32764	15	15	15	15	14	13	13	11	0	0	0	0	0	0	0
32774	3	3	2	2	2	2	2	2	0	0	0	0	0	0	0
32762	1	0	0	0	0	0	0	0	0	0	0	0	0	0	0

## Medical and Prescription Drug Claim Data

Pharmacy Claims by Fiscal Year by Service Month (Month Prescription Filled)

Month	FY1920				
	Drug Costs	Dispensing	Total Costs	Total Rx's Filled	Avg Cost Per Rx
		Fee Less Copayments			
October	\$123,465.25	-\$1,864.20	\$121,601.05	2,390	\$50.88
November	\$111,197.43	-\$1,694.94	\$109,502.49	2,173	\$50.39
December	\$100,276.14	-\$1,521.78	\$98,754.36	1,951	\$50.62
January	\$0.00	\$0.00	\$0.00	0	\$0.00
February	\$0.00	\$0.00	\$0.00	0	\$0.00
March	\$0.00	\$0.00	\$0.00	0	\$0.00
April	\$0.00	\$0.00	\$0.00	0	\$0.00
May	\$0.00	\$0.00	\$0.00	0	\$0.00
June	\$0.00	\$0.00	\$0.00	0	\$0.00
July					
August					
September					
Grand Total	\$334,938.82	-\$5,080.92	\$329,857.90	6,514	\$50.64
Total EST Med F Dispensing Fee Less Copayments					

# Combined Medical Costs (as of Claims Payment through 06/11/2020)

Medical and pharmacy costs are reported on a paid basis

Fiscal Year	Hospital	Lab	PCP	Specialty	Facility Physicians	Pharmacy	Total Costs	Member Months	Overall Per Member Per Month (PMPM)	Hospital PMPM	Lab PMPM	PCP PMPM	Specialty PMPM	Pharmacy PMPM
<b>FY1920</b>	<b>\$842,113.00</b>	<b>\$109,232.11</b>	<b>\$269,567.95</b>	<b>\$1,079,191.80</b>	<b>\$108,499.09</b>	<b>\$ 329,857.90</b>	<b>\$2,738,461.85</b>	<b>3,436</b>	<b>\$796.99</b>	<b>\$245.09</b>	<b>\$31.79</b>	<b>\$78.45</b>	<b>\$314.08</b>	<b>\$96.00</b>
October	\$ (339,593.22)	\$ 40,888.46	\$ 103,635.91	\$ 321,160.59	\$ -	\$ 121,601.05	\$247,692.79	1,713	\$144.60	-\$198.24	\$23.87	\$60.50	\$187.48	\$70.99
November	\$ 102,651.00	\$ 17,590.64	\$ 44,314.69	\$ 204,626.66	\$ 43,404.87	\$ 109,502.49	\$522,090.35	1,723	\$303.01	\$59.58	\$10.21	\$25.72	\$118.76	\$63.55
December	\$ 184,660.61	\$ 20,042.98	\$ 66,512.14	\$ 242,759.88	\$ -	\$ 98,754.36	\$612,729.97	NA	NA	NA	NA	NA	NA	NA
January	\$ 474,948.51	\$ 25,959.12	\$ 54,643.49	\$ 272,666.35	\$ 65,094.22	\$ -	\$893,311.69	NA	NA	NA	NA	NA	NA	NA
February	\$ 332,960.45	\$ 4,301.27	\$ 230.86	\$ 16,541.25	\$ -	\$ -	\$354,033.83	NA	NA	NA	NA	NA	NA	NA
March	\$ 76,700.07	\$ 429.04	\$ 230.86	\$ 13,779.32	\$ -	\$ -	\$ 91,139.29	NA	NA	NA	NA	NA	NA	NA
April	\$ 3,055.15	\$ -	\$ -	\$ 4,647.90	\$ -	\$ -	\$ 7,703.05	NA	NA	NA	NA	NA	NA	NA
May	\$ 6,730.43	\$ -	\$ -	\$ 2,123.20	\$ -	\$ -	\$8,853.63	NA	NA	NA	NA	NA	NA	NA
June	\$ -	\$ 20.60	\$ -	\$ 886.65	\$ -	\$ -	\$ 907.25	NA	NA	NA	NA	NA	NA	NA
July														
August														
September														
<b>Grand Total</b>	<b>\$842,113.00</b>	<b>\$109,232.11</b>	<b>\$269,567.95</b>	<b>\$1,079,191.80</b>	<b>\$108,499.09</b>	<b>\$ 329,857.90</b>	<b>\$2,738,461.85</b>	<b>3,436</b>	<b>\$796.99</b>	<b>\$245.09</b>	<b>\$31.79</b>	<b>\$78.45</b>	<b>\$314.08</b>	<b>\$96.00</b>

PCP Encounter Claims by Clinic by Month (as of Claims Payment through 06/11/2020)

Month	FY1920					
	NEFHS Deland	NEFHS Deltona	NEFHS Pierson	NEFHS Stone Street	NEFHS Daytona	Total
October	278	334	116	0	13	741
November	205	163	73	0	1	442
December	163	211	84	0	11	469
January	119	184	79	0	4	386
February	6	1	2		2	11
March	4	6	3	0	1	14
April	3	4	0	0	0	7
May	10	0	0	0	0	0
June	1	0	0	0	0	1
July						0
August						0
September						0
Grand Total	789	903	357	0	32	2,071

PCP encounter claims are reported on a paid basis

## Specialty Care Services by Specialty – Top 25 (June 2020)

SPECIALTY CARE SERVICES BY SPECIALTY - TOP 25 FOR May					
Order	SPECIALTY	Unique Patients	Claim Volume	Paid	Cost Per Patient
1	Internal Medicine	3	3	386.64 \$	128.88
2	Anesthesiology	2	2	287.13 \$	143.57
3	Physical & Occupational Therapy	1	1	131.11 \$	131.11
4	Rheumatology	2	2	81.77 \$	40.89
5	Oncology	1	1	0 \$	-
6	Pain Management	1	2	0 \$	-
7	Infectious Diseases	2	2	0 \$	-
8	Cardiology	1	1	0 \$	-
9	Radiology	5	5	0 \$	-
10	Obstetrics & Gynecology	1	1	0 \$	-

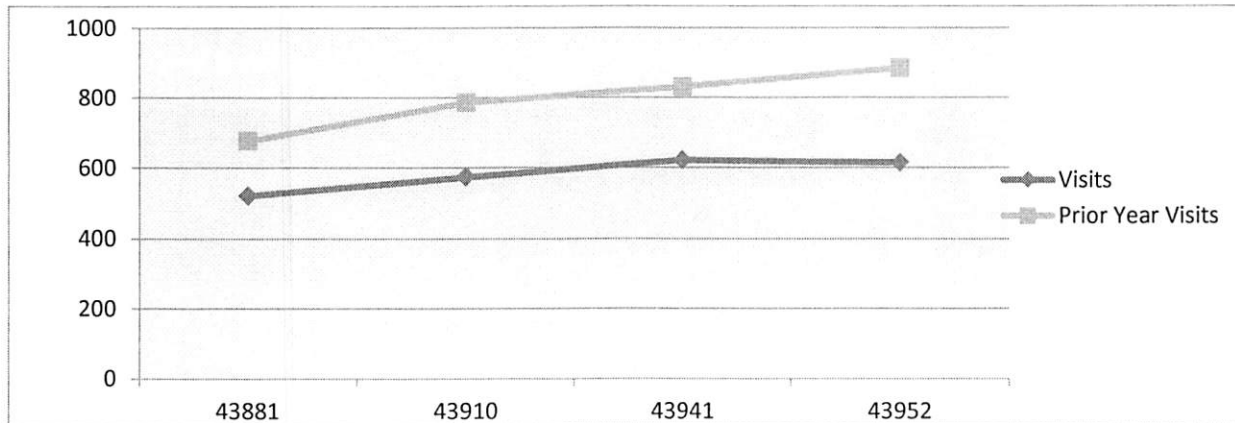




**Northeast Florida Health Services**  
*June-20*

**Patient Visits**

	Apr-20	May-20	Jun-20	
Visits	622	615	555	
Prior Year Visits	832	886	671	



**Patient Visits by Location**

Location	Apr-20	May-20	Jun-20	
Deland Medical	277	323	153	
Deltona Medical	318	265	260	
Pierson Medical	10	14	92	
Daytona	17	13	6	
Total	622	615	511	

**COVID-19 Testing Visits**

	Apr-20	May-20	Jun-20	
Deland Medical COVID	48	21	30	
Deltona Medical COVID	3	0	4	
Pierson Medical COVID	0	2	7	
Daytona Medical COVID	9	7	3	
Total	60	30	44	

### Appointment Times

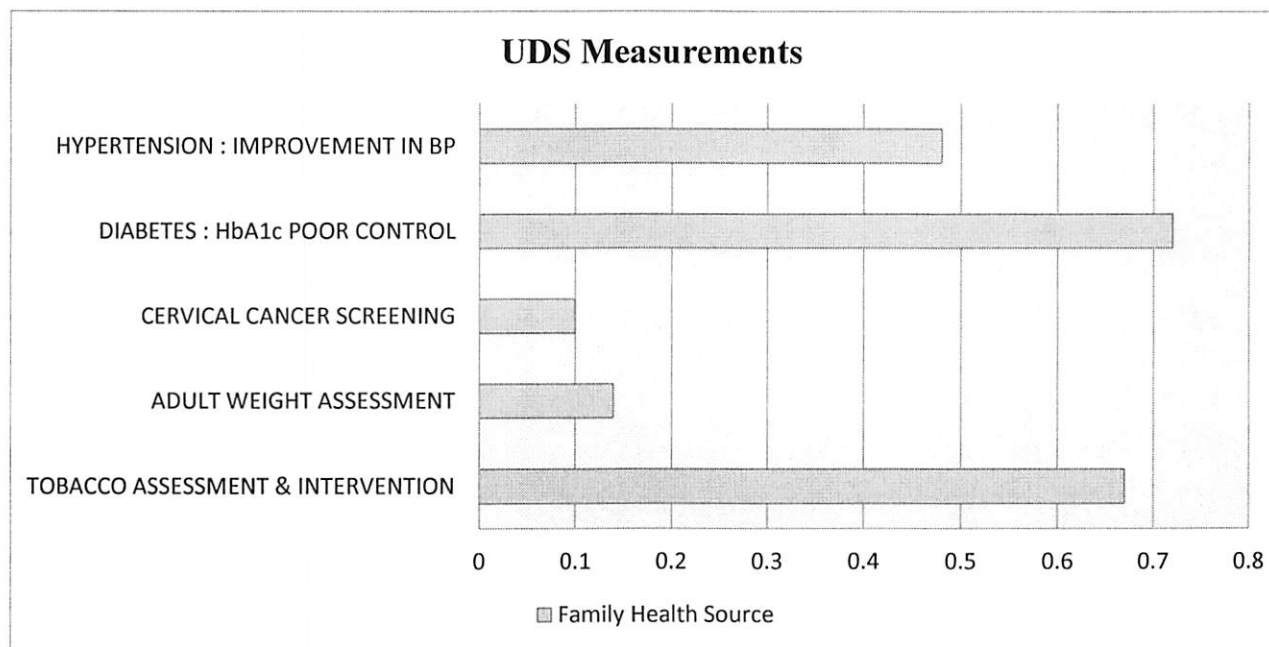
Location	Provider	Appointments
Daytona	Johnson	Same Day
Daytona	Fuller	Same Day
DeLand	Smith	Same Day
DeLand	Paez	Same Day
DeLand	Rowe	Same Day
DeLand	Ham-Ying	Same Day
DeLand	Sanchez	Same Day
DeLand	Rodriguez, Payton	Same Day
DeLand	Flores	Same Day
Deltona	Rodriguez	Same Day
Deltona	Koback	Same Day
Deltona	Mancini	Same Day
Pierson	Roberson	Same Day
Pierson	Hoblick	Same Day

### UDS Measures

---



	Jun-20
TOBACCO ASSESSMENT & INTERVENTION	82.00%
ADULT WEIGHT ASSESSMENT	36.00%
CERVICAL CANCER SCREENING	29.00%
DIABETES : HbA1c POOR CONTROL	69.00%
HYPERTENSION : IMPROVEMENT IN BP	58.00%





Nurturing Families  
Building Communities

**The House Next Door**  
*Serving*  
*Volusia and Flagler Counties*

Administrative  
Offices 804  
North Woodland  
Blvd. DeLand, FL  
32720  
386-734-7571  
386-734-0252 (fax)

DeLand Counseling Center  
121 W. Pennsylvania Ave.  
DeLand, FL 32720  
Counseling: 386-738-9169  
Programs: 386-734-2236  
386-943-8823 (fax)

Deltona Counseling  
Center 840 Deltona  
Blvd., Suite K Deltona,  
FL 32725  
Counseling and Programs:  
386-860-1776  
386-860-6006 (fax)

Flagler Counseling  
Center  
25 N Old Kings Road #7B  
Palm Coast, FL 32137  
386-738-9169  
386-943-8823

S. Daytona Counseling Center  
1000 Big Tree  
Road Daytona  
Beach, FL  
32114 386-301-  
4073  
386-492-7638 (fax)



COURTESY • INTEGRITY • COMMITMENT



July1, 2020

West Volusia Hospital Authority

Monthly Enrollment Report

In the month of June there were 285 appointments to assist with new applications and 8 appointments to assist with pended applications from May-June. For a total of 293 Phone Interviews with clients.

254 applications were submitted for verification and enrollment. Of these, 259 were processed by the end of the month (includes the roll overs -25- from previous month) leaving the balance of 20 to roll over into July 2020 for approval.

Of the 259 that were processed, 240 were approved and 11 were denied. There where 8 pended remaining.

Currently applications are being processed, approved and the client enrolled in 7 business days. Current enrollment with EBMS is taking up to 3-5 days to appear active in system.

Respectfully submitted by Gail Hallmon



**Nurturing Families  
Building Communities**

## **The House Next Door**

*Serving  
Volusia and Flagler Counties*

Administrative Offices  
804 North Woodland Blvd.  
DeLand, FL 32720  
386-734-7571  
386-734-0252 (fax)

DeLand Counseling Center  
114 South Alabama Avenue  
DeLand, FL 32724  
Counseling: 386-738-9169  
Programs: 386-734-2236  
386-943-8823 (fax)

Deltona Counseling Center  
840 Deltona Blvd., Suite K  
Deltona, FL 32725  
386-860-1776  
386-860-6006 (fax)

Flagler Counseling Center  
25 N Old Kings Road #7B  
Palm Coast, FL 32137  
386-738-9169  
386-943-8823 (fax)

Daytona Counseling Center  
1000 Big Tree Road  
Daytona Beach, FL 32114  
386-301-4073  
386-492-7638 (fax)



COURTESY • INTEGRITY • ACCOUNTABILITY



July 7, 2020

West Volusia Hospital Authority Commissioners

## **Service Report for Mental Health Services**

This contract year has held unique challenges for the delivery of mental health services. With the rising numbers of COVID-19 cases in Volusia and Flagler Counties The House Next Door began implementing telehealth services in the middle of March. There was a two week transition period in which we secured systems, equipment and software that was required to provide telehealth from home. By the first of April, we were working with clients to identify which of our clients had the necessary electronic devices to be able to participate in telehealth and to educate them on how to access our system.

Moving to telehealth services has greatly impacted our ability to pull down our funds. In the first quarter of the contract we averaged earning \$8,104 each month. In this third quarter, all telehealth services, we have averaged \$3,076 each month. Currently we have utilized \$53,861.46 leaving a balance of \$66,138.54 for the remaining quarter. We do not expect to be able to earn the entire balance. Not knowing when we will be able to return to the office and face to face services, it is hard to project the amount we will be able to utilize.

Year to Date number of services delivered: 950

Year to Date number of clients served: 59

# Healthy Communities 2020 Review

	A	B	C	D	E	F	G	H	I
1	Total Children Volusia County	103,051							
2	Uninsured	6,916							
3	Uninsured Rate	6.70%							
4									
5									
6									
7									
8									
9									
10									
11									
12									
13									
14									
15									
16									
17									
18									
19									
20									
21									
22									
23									
24									
25									
26									
27									
28									
29									
30									
31									
32									
33									
34									

W Denotes West Volusia Zip Code

### Top 10 Zip Codes by KidCare Eligible

32174	32725 W	32128	32114	32724 W	32130 W
	32763 W	32117	32738 W	32141	

### Top 10 Zip Codes by CHIP Eligible

32725 W	32174	32128	32117	32713 W	32738 W
		32724 W	32141	32129	32763 W

35	36	37	38	39	40	41	42	43	44	45	46	47	48	49	50	51	52	53	54
----	----	----	----	----	----	----	----	----	----	----	----	----	----	----	----	----	----	----	----

### Top 10 Zip Codes by Medicaid Eligible

32174	32763	32114	32725	32117	32141
	W		W		
	32130	32738	32150	32128	
	W	W	W		

Current Numbers for Volusia ( Healthy Kids Subs Healthy Kids Full I Medikids Subs Medikids Full F Child Med Ser TOTAL	Medical Uninsured
as of June 30, 2020	6,916
4,205	58,605
334	5,651
608	346
158	

as of June 30, 2020

# Florida KidCare

## HEALTH AND DENTAL INSURANCE

### 2020 General Annual Income Guidelines

Family Size	Medicaid for Children	MediKids / Florida Healthy Kids / CMS Plan		MediKids / Florida Healthy Kids
	No monthly premium Up to 133% of the FPL	\$15 monthly premium 133.01 – 158% of FPL	\$20 monthly premium 158.01% - 200% of FPL	Full-pay program 200.01% of FPL & over
1	Up to \$16,980.00	\$16,980.01 - \$20,172.00	\$20,172.01 – \$25,524.00	\$25,524.01 & over
2	Up to \$22,932.00	\$22,932.01 – \$27,240.00	\$27,240.01 - \$34,488.00	\$34,488.01 & over
3	Up to \$28,896.00	\$28,896.01 - \$34,320.00	\$34,320.01 – \$43,440.00	\$43,440.01 & over
4	Up to \$34,848.00	\$34,848.01 - \$41,400.00	\$41,400.01 - \$52,404.00	\$52,404.01 & over
5	Up to \$40,812.00	\$40,812.01 - \$48,480.00	\$48,480.01 - \$61,368.00	\$61,368.01 & over
6	Up to \$46,764.00	\$46,764.01 - \$55,560.00	\$55,560.01 - \$70,320.00	\$70,320.01 & over
7	Up to \$52,728.00	\$52,728.01 - \$62,640.00	\$62,640.01 - \$79,284.00	\$79,284.01 & over
8	Up to \$58,680.00	\$58,680.01 - \$69,720.00	\$69,720.01 - \$88,248.00	\$88,248.01 & over
9	Up to \$64,644.00	\$64,644.01 - \$76,788.00	\$76,788.01 - \$97,200.00	\$97,200.01 & over
10	Up to \$70,608.00	\$70,608.01 - \$83,868.00	\$83,868.01 - \$106,164.00	\$106,164.01 & over

These annual income guidelines are for informational purposes only.  
Florida KidCare eligibility depends on other factors beyond a family's annual income.

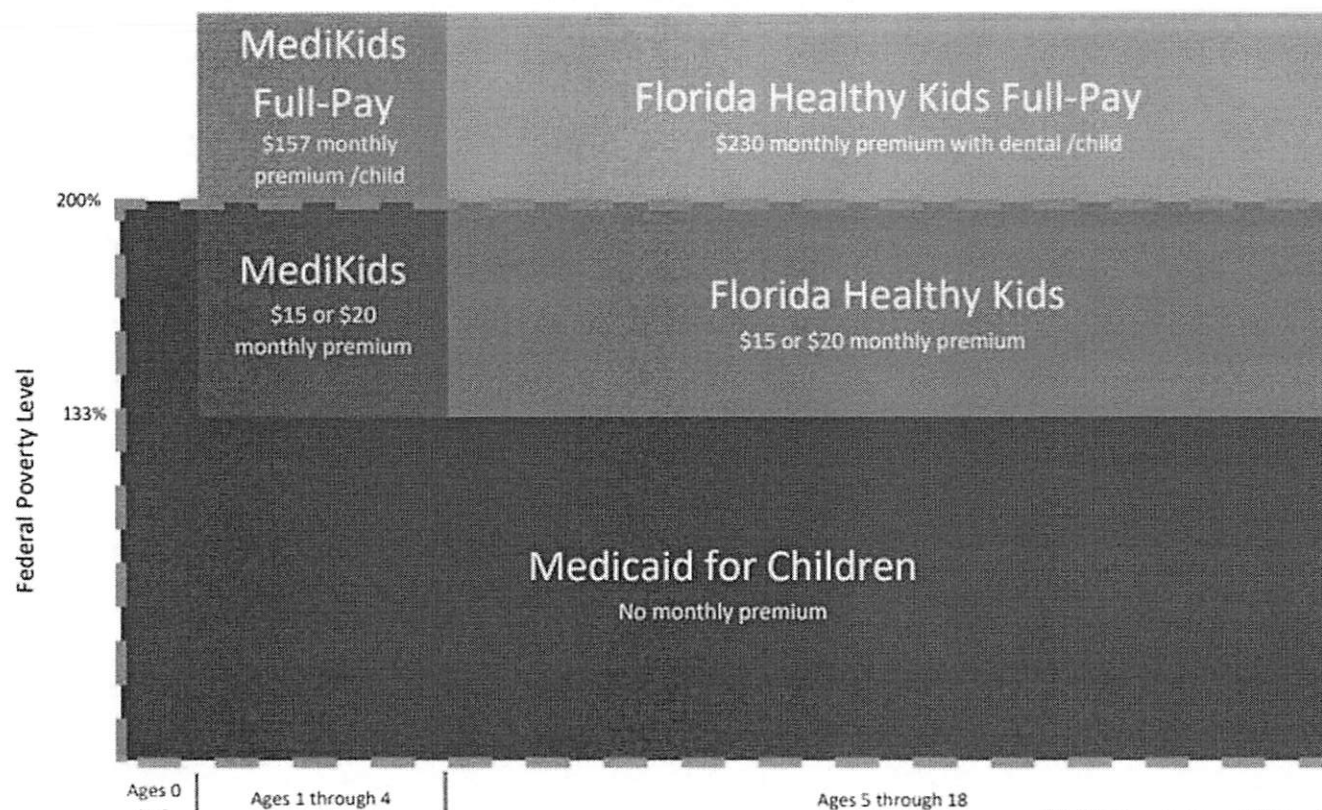
[floridakidcare.org](http://floridakidcare.org) 1-888-540-5437

The Federal Poverty Guidelines are published by the Department of Health and Human Services, effective April 2020.

# Florida KidCare

HEALTH AND DENTAL INSURANCE

## Program Eligibility Overview



\*\* For a family of four, 133% of the FPL's annual income is \$34,848, and 200% is \$52,404 as of April 2020.

CMS Plan\*

\*133% to 200% of the FPL have \$15 or \$20 monthly premiums.



	Total Resources Distributed	Oct.						
	Post cards	Broch	Appl & Other	Promo Items	Total	Participants	Total Online	
		447	74	23	417	1319	0	
	Total Resources Distributed	Nov.						
	Post cards	Broch	Appl & Other	Promo Items	Total	Participants	Total Online	
		612	97	125	358	1218	7	
	Total Resources Distributed	Dec.						
	Post cards	Broch	Appl & Other	Promo Items	Total	Participants	Total Online	
		332	25	0	91	1164	5	
	Total Resources Distributed	Jan.						
	Post cards	Broch	Appl & Other	Promo Items	Total	Participants	Total Online	
		245	249	10	124	225	1	
	Total Resources Distributed	Feb.						
	Post cards	Broch	Appl & Other	Promo Items	Total	Participants	Total Online	
		381	75	3	231	439	1	
	Total Resources Distributed	Mar.						
	Post cards	Broch	Appl & Other	Promo Items	Total	Participants	Total Online	
		808	116	0	160	597	0	
	Totals YTD							
	Post cards	Broch	Appl & Other	Promo Items	Total		Total Online	
		2825	636	161	1381	5003	14	



# Dreggors, Rigsby & Teal, P.A.

## *Advisors for Life*

Certified Public Accountant | Registered Investment Advisor

1006 N. Woodland Boulevard ■ DeLand, FL 32720

(386) 734-9441 ■ [www.drtcpa.com](http://www.drtcpa.com)

Ronald J. Cantlay, CPA/CFP®

James H. Dreggors, CPA

Victoria A. Kizma, CPA

Robin C. Lennon, CPA

John A. Powers, CPA

Ann J. Rigsby, CPA/CFP®

Melissa J. Trickey, CPA

July 16, 2020

To The Board of Commissioners  
West Volusia Hospital Authority  
P.O. Box 940  
DeLand, FL 32720-0940

This letter documents our agreement, as administrators for the West Volusia Hospital Authority, to perform these agreed-upon procedures related to grantee site visits for the fiscal year of 2019-20. The procedures are enumerated below. We will meet with you as needed to discuss the agreed-upon procedures, results, and other issues that may arise.

- Inquire and document as to the grantee's monitoring procedures with respect to contract compliance.
- Select a sample of transaction and test compliance with contract provisions.
- Prepare a written report summarizing the results with recommendations to the Board of Commissioners.

Our engagement to apply agreed-upon procedures will be conducted in accordance with attestation standards established by the American Institute of Certified Public Accountants. The sufficiency of the procedures is solely the responsibility of those parties specified in the report. Consequently, we make no representation regarding the sufficiency of the procedures described above either for the purpose for which this report has been requested or for any other purpose. If, for any reason, we are unable to complete the procedures, we will describe any restrictions on the performance of the procedures in our report, or will not issue a report as a result of this engagement.

Because the agreed-upon procedures listed above do not constitute an examination, we will not express an opinion on financial statements. In addition, we have no obligation to perform any procedures beyond those listed above.

#### MEMBERS

We will submit a report listing the procedures performed and our findings. This report is intended solely for the use of West Volusia Hospital Authority and should not be used by anyone other than this specified party. Our report will contain a paragraph indicating that had we performed additional procedures, other matters might have come to our attention that would have been reported to you. The documentation for this engagement is the property of Dreggors, Rigsby & Teal, P.A. and constitutes confidential information. If requested, access to such attest documentation will be provided under the supervision of Dreggors, Rigsby & Teal, P.A. personnel. Furthermore, upon request, we may provide copies of selected documentation to West Volusia Hospital Authority. West Volusia Hospital Authority may intend, or decide, to distribute the copies or information contained therein to others at their own discretion.

Our fee for these services will be based upon our prevailing standard hourly rates for the particular staff employed.

We appreciate the opportunity to assist you and believe this letter accurately summarizes the significant terms of our engagement. If you have any questions, please let us know. If you agree with the terms of our engagement as described in this letter, please sign the enclosed copy and return it to us. If the need for additional procedures arises, our agreement with you will need to be revised. It is customary for us to enumerate these revisions in an addendum to this letter.

Acknowledged:

Dreggors, Rigsby & Teal, P.A.  
Dreggors, Rigsby & Teal, P.A.

West Volusia Hospital Authority      Date

## Eileen Long

---

**From:** Andrew G. Murray <amurray@ebms.com>  
**Sent:** Wednesday, July 08, 2020 7:03 PM  
**To:** Eileen Long; James Vertino; Darik J. Croft; Pepper Schafer; Rose Alberts; Michael Espenlaub; Rose Alberts; Dan Myers  
**Subject:** WVHA Health Card program recommendations

Eileen and WVHA team,

Per your request we conducted a focused review of certain aspects of the WVHA Health Card program and offer the following recommendations as are detailed below with regards to the **Plan document and SPD** (1/1/2020 version).

### #1 – Exclude coverage for Emergency Services

- The Emergency Medical Treatment and Labor Act (“EMTALA”) requires hospitals with emergency departments to provide a medical screening examination to any individual who comes to the emergency department and requests such an examination, and prohibits hospitals with emergency departments from refusing to examine or treat individuals with an emergency medical condition.
- Provision of Emergency Services already form part of both Halifax Health and AdventHealth’s non-negotiable EMTALA obligation and therefore a member’s inability to pay or lack of “third-party” coverage does not limit access to such needed emergency services.
- We recommend that the Health Card program exclude payment for such emergency services; Health Card program coverage should then commence once the member has been stabilized and/or scheduled for follow-up care once the emergency situation has been resolved. Such resulting admissions and/or follow-up care will, by definition, not constitute an emergency and all such care should therefore be pre-authorized during normal business hours.
- We further recommend that only those health systems that specifically agree to these principles, as well as the annual hospital funding budget cap, be considered for inclusion as a participating hospital network provider. We have reached agreement with Halifax Health in this regard and are in ongoing discussions about this with AdventHealth.

### #2 – Adjust copayments

Adjust copayment levels (pages 5 – 7) as follows for 2020/21 program year:

Service category	Current copayment	Proposed copayment
Primary care*	\$5	No copayment
Prescription Drugs*	\$3	No copayment
Diagnostic lab tests	\$10	External provider –\$10 per visit; WVHA clinic – no copayment
Specialists	\$10	\$10 per visit

ER services	\$25	No coverage
Outpatient services (Hospital or Surgery Center)	\$10	\$25 per visit
Inpatient services (including rehabilitation services)	\$0	\$50 per admission
Chiropractic care and Spinal manipulation	\$0 / \$10	\$10** per visit

*\*Only available at WVHA clinic*

*\*\*Should require referral from WVHA clinic for evaluation and then approval of treatment plan from external provider; medical necessity review required after each 12 visits*

### **#3 – Miscellaneous items to be aligned / updated**

#### *Update definitions and details*

- **Page 3 ... Designated and Participating Providers**
  - Primary care providers – update with new WVHA primary clinic details once finalized
  - Hospitals – update with 2020/21 program hospital network participants once finalized
- **Page 5 and more generally ... Referrals vs. Prior Authorizations**  
Require ALL referrals to be made by WVHA clinic team only (and discontinue practice of allowing Specialist-to-Specialist referral); transition to a formal “prior-authorization” process administered by WVHA clinic team for all services not available in-house onsite at WVHA clinic in order to improve control and patient experience
- **Page 8 ... COVERGED CHARGES (1) Hospital Care** – update to decrease to 23 hours observation status
- **Page 14 ... Family Health Source** – Update with new WVHA clinic details once finalized
- **Page 14 ... Hospitals** – Update with 2020/21 program participating hospital network providers once finalized
- **Page 16 ... Primary Care Physician** – Update with new WVHA clinic details once known

#### *Update plan exclusions*

- **Page 18 ... #13 Durable Medical Equipment** – update definition to allow for small personal medical equipment, e.g. glucometer or BP monitor, required to effectively manage chronic health condition such as diabetes, hypertension, etc.
- **Page 20 ... #46 Orthotic appliances** – update definition as follows: “The initial purchase, fitting and repair ...”
- **Page 20 ... #52 Replacement Braces** – remove item altogether since orthotic appliances (that include braces) are not covered.

We trust that these recommendations will be helpful as the Board considers the parameters for the 2020/21 Health Card program.

**West Volusia Hospital Authority  
Financial Statements  
June 30, 2020**



Dreggors, Rigsby & Teal, P.A.

*Advisors for Life*

Certified Public Accountant | Registered Investment Advisor

1006 N. Woodland Boulevard ■ DeLand, FL 32720

(386) 734-9441 ■ [www.drtcpa.com](http://www.drtcpa.com)

Ronald J. Cantlay, CPA/CFP®

James H. Dreggors, CPA

Victoria A. Kizma, CPA

Robin C. Lennon, CPA

John A. Powers, CPA

Ann J. Rigsby, CPA/PFS/CFP®

Melissa J. Trickey, CPA

To the Board of Commissioners  
West Volusia Hospital Authority  
P. O. Box 940  
DeLand, FL 32720-0940

Management is responsible for the accompanying balance sheet (modified cash basis) of West Volusia Hospital Authority, as of June 30, 2020 and the related statement of revenues and expenditures - budget and actual (modified cash basis) for the month then ended and year-to-date, in accordance with accounting principles generally accepted in the United States of America. We have performed a compilation engagement in accordance with Statements on Standards for Accounting and Review Services promulgated by the Accounting and Review Services Committee of the AICPA. We did not audit or review the financial statements nor were we required to perform any procedures to verify the accuracy or completeness of the information provided by management. Accordingly, we do not express an opinion, a conclusion, nor provide any form of assurance on these financial statements.

The accompanying supplemental information contained in Schedules I and II is presented for purposes of additional analysis and is not a required part of the basic financial statements. This information is the representation of management. The information was subject to our compilation engagement; however, we have not audited or reviewed the supplementary information and, accordingly, do not express an opinion, a conclusion, nor provide any assurance on such supplementary information.

Management has elected to omit substantially all of the disclosures required by accounting principles generally accepted in the United States of America. If the omitted disclosures were included in the financial statements, they might influence the user's conclusions about the Authority's financial position, results of operations, and cash flows. Accordingly, the financial statements are not designed for those who are not informed about such matters.

We are not independent with respect to West Volusia Hospital Authority.

*Dreggors, Rigsby & Teal, P.A.*

Dreggors, Rigsby & Teal, P.A.  
Certified Public Accountants  
DeLand, FL

July 02, 2020

MEMBERS

American Institute of  
Certified Public Accountants

the *CPAlliance* network

Florida Institute of  
Certified Public Accountants

**West Volusia Hospital Authority**  
**Balance Sheet**  
**Modified Cash Basis**  
**June 30, 2020**

**Assets**

<b>Current Assets</b>	
Petty Cash	\$ 100.00
Intracoastal Bank - Money Market	9,483,008.75
Intracoastal Bank - Operating	712,556.08
Mainstreet Community Bank - MM	11,604,007.68
Taxes Receivable	121,920.00
<b>Total Current Assets</b>	<b><u>21,921,592.51</u></b>
<b>Fixed Assets</b>	
Land	145,000.00
Buildings	422,024.71
Building Improvements	350,822.58
Equipment	251.78
<b>Total Fixed Assets</b>	<b><u>918,099.07</u></b>
Less Accum. Depreciation	<u>(381,092.51)</u>
<b>Total Net Fixed Assets</b>	<b><u>537,006.56</u></b>
<b>Other Assets</b>	
Deposits	<u>2,000.00</u>
<b>Total Other Assets</b>	<b><u>2,000.00</u></b>
<b>Total Assets</b>	<b><u><u>22,460,599.07</u></u></b>

**Liabilities and Net Assets**

<b>Current Liabilities</b>	
Security Deposit	5,110.00
Deferred Revenue	116,506.00
<b>Total Current Liabilities</b>	<b><u>121,616.00</u></b>
<b>Net Assets</b>	
Unassigned Fund Balance	12,908,605.75
Restricted Fund Balance	208,000.00
Nonspendable Fund Balance	537,006.56
Net Income Excess (Deficit)	8,685,370.76
<b>Total Net Assets</b>	<b><u>22,338,983.07</u></b>
<b>Total Liabilities and Net Assets</b>	<b><u><u>\$ 22,460,599.07</u></u></b>



**West Volusia Hospital Authority**  
**Statement of Revenue and Expenditures**  
**Modified Cash Basis**  
**Budget and Actual**  
**For the 1 Month and 9 Months Ended June 30, 2020**

	<u>Annual Budget</u>	<u>Current Period Actual</u>	<u>Year To Date Actual</u>	<u>Budget Balance</u>
<b>Revenue</b>				
Ad Valorem Taxes	19,350,000	695,685	19,466,930	(116,930)
Investment Income	135,000	9,193	109,955	25,045
Rental Income	71,988	2,627	50,067	21,921
Other Income	0	0	15,889	(15,889)
<b>Total Revenue</b>	<u>19,556,988</u>	<u>707,505</u>	<u>19,642,841</u>	<u>(85,853)</u>
<b>Healthcare Expenditures</b>				
Adventist Health Systems	5,904,295	330,120	2,774,967	3,129,328
Northeast Florida Health Services	2,187,941	126,063	1,013,062	1,174,879
Specialty Care	3,500,000	282,117	2,066,700	1,433,300
County Medicaid Reimbursement	2,452,561	204,380	1,839,421	613,140
The House Next Door	110,000	2,909	51,164	58,836
The Neighborhood Center	100,000	8,225	53,475	46,525
TNC Healthcare Navigation Program	50,000	0	20,845	29,155
Rising Against All Odds	219,000	8,625	126,075	92,925
Community Legal Services	86,627	1,392	42,018	44,609
Hispanic Health Initiatives	75,000	0	26,525	48,475
Florida Dept of Health Dental Svcs	228,000	1,166	105,939	122,061
Stewart Marchman - ACT	976,000	(14,200)	867,729	108,271
Health Start Coalition of Flagler & Volusia	142,359	12,459	111,398	30,961
H C R A	819,162	10,387	249,870	569,292
Other Healthcare Costs	303,780	0	0	303,780
<b>Total Healthcare Expenditures</b>	<u>17,154,725</u>	<u>973,643</u>	<u>9,349,188</u>	<u>7,805,537</u>
<b>Other Expenditures</b>				
Advertising	6,800	1,776	2,499	4,301
Annual Independent Audit	16,400	0	16,400	0
Building & Office Costs	6,500	237	3,112	3,388
General Accounting	68,100	3,241	32,667	35,433
General Administrative	65,100	4,739	34,667	30,433
Legal Counsel	70,000	7,950	45,477	24,523
Special Accounting	5,000	0	0	5,000
City of DeLand Tax Increment District	100,000	0	90,813	9,187
Tax Collector & Appraiser Fee	650,000	13,914	609,680	40,320
Legislative Consulting	60,000	0	30,090	29,910
TPA Services	663,938	0	404,687	259,251
Healthy Communities	74,363	0	35,094	39,269
Application Screening				
Application Screening - THND	391,062	29,853	260,744	130,318
Application Screening - RAAO	50,000	384	27,072	22,928
Workers Compensation Claims	25,000	0	7,627	17,373
Other Operating Expenditures	150,000	1,806	7,655	142,345
<b>Total Other Expenditures</b>	<u>2,402,263</u>	<u>63,900</u>	<u>1,608,284</u>	<u>793,979</u>
<b>Total Expenditures</b>	<u>19,556,988</u>	<u>1,037,543</u>	<u>10,957,472</u>	<u>8,599,516</u>
<b>Excess ( Deficit)</b>	<u>0</u>	<u>(330,038)</u>	<u>8,685,369</u>	<u>(8,685,369)</u>

See Accountants' Compilation Report

**West Volusia Hospital Authority**  
**Schedule I - Healthcare Expenditures**  
**Modified Cash Basis**  
**Budget and Actual**  
**For the 1 Month and 9 Months Ended June 30, 2020**

	Annual Budget	Current Period Actual	Year To Date Actual	Budget Balance
<b>Healthcare Expenditures</b>				
Adventist Health Systems				
Florida Hospital DeLand	2,839,647	118,948	1,307,229	1,532,418
Florida Hospital Fish Memorial	2,839,648	211,172	1,402,644	1,437,004
Florida Hospital DeLand - Physicians	112,500	0	35,558	76,942
Florida Hospital Fish - Physicians	112,500	0	29,537	82,963
Northeast Florida Health Services				
NEFHS - Pharmacy	1,000,320	62,690	501,817	498,503
NEFHS - Primary Care	1,187,621	63,373	511,246	676,375
Specialty Care	3,500,000	282,117	2,066,700	1,433,300
County Medicaid Reimbursement	2,452,561	204,380	1,839,421	613,140
Florida Dept of Health Dental Svcs	228,000	1,166	105,939	122,061
Good Samaritan				
The House Next Door	110,000	2,909	51,164	58,836
The Neighborhood Center	100,000	8,225	53,475	46,525
TNC Healthcare Navigation Program	50,000	0	20,845	29,155
Rising Against All Odds	219,000	8,625	126,075	92,925
Community Legal Services	86,627	1,392	42,018	44,609
Hispanic Health Initiatives	75,000	0	26,525	48,475
Stewart Marchman - ACT				
SMA - Homeless Program	126,000	2,362	34,291	91,709
SMA - Residential Treatment	550,000	0	550,000	0
SMA - Baker Act - Match	300,000	(16,562)	283,438	16,562
Health Start Coalition of Flagler & Volusia				
HSCFV - Outreach	73,500	5,937	48,628	24,872
HSCFV - Fam Services	68,859	6,522	62,770	6,089
HCRA				
H C R A - In County	400,000	7,223	158,485	241,515
H C R A - Outside County	419,162	3,164	91,385	327,777
Other Healthcare Costs	303,780	0	0	303,780
<b>Total Healthcare Expenditures</b>	<b>17,154,725</b>	<b>973,643</b>	<b>9,349,190</b>	<b>7,805,535</b>

**West Volusia Hospital Authority**  
**Schedule II - Statement of Revenue and Expenditures**  
**Modified Cash Basis**  
**For the 1 Month and 9 Months Ended June 30, 2020 and June 30, 2019**

	1 Month Ended June 30, 2020	1 Month Ended June 30, 2019	9 Months Ended June 30, 2020	9 Months Ended June 30, 2019
<b>Revenue</b>				
Ad Valorem Taxes	695,685	625,675	19,466,930	20,220,584
Investment Income	9,193	12,377	109,955	108,763
Reimbursement - SDTF	0	70,060	0	70,060
Rental Income	2,627	5,692	50,067	51,228
Other Income	<u>0</u>	<u>0</u>	<u>15,889</u>	<u>0</u>
<b>Total Revenue</b>	<u>707,505</u>	<u>713,804</u>	<u>19,642,841</u>	<u>20,450,635</u>
<b>Healthcare Expenditures</b>				
Adventist Health Systems	330,120	500,040	2,774,967	4,103,285
Northeast Florida Health Services	126,063	108,212	1,013,062	1,102,894
Specialty Care	282,117	209,987	2,066,700	2,431,109
County Medicaid Reimbursement	204,380	195,966	1,839,421	1,763,698
The House Next Door	2,909	5,753	51,164	67,489
The Neighborhood Center	8,225	6,575	53,475	59,400
TNC Healthcare Navigation Program	0	0	20,845	550
Rising Against All Odds	8,625	17,275	126,075	117,408
Community Legal Services	1,392	9,607	42,018	51,635
Hispanic Health Initiatives	0	5,300	26,525	40,450
Florida Dept of Health Dental Svcs	1,166	15,092	105,939	153,461
Stewart Marchman - ACT	(14,200)	75,960	867,729	911,568
Health Start Coalition of Flagler & Volusia	12,459	12,617	111,398	96,098
H C R A	<u>10,387</u>	<u>53,126</u>	<u>249,870</u>	<u>193,123</u>
<b>Total Healthcare Expenditures</b>	<u>973,643</u>	<u>1,215,510</u>	<u>9,349,188</u>	<u>11,092,168</u>
<b>Other Expenditures</b>				
Advertising	1,776	174	2,499	4,679
Annual Independent Audit	0	0	16,400	16,100
Building & Office Costs	237	237	3,112	2,947
General Accounting	3,241	3,150	32,667	43,309
General Administrative	4,739	6,824	34,667	35,273
Legal Counsel	7,950	5,060	45,477	40,070
City of DeLand Tax Increment District	0	0	90,813	64,265
Tax Collector & Appraiser Fee	13,914	12,493	609,680	614,465
Legislative Consulting	0	0	30,090	0
TPA Services	0	7,025	404,687	432,433
Eligibility / Enrollment	0	0	0	4,221
Healthy Communities	0	7,293	35,094	46,478
Application Screening				
Application Screening - THND	29,853	32,220	260,744	203,981
Application Screening - RAAO	384	4,032	27,072	33,024
Application Screening - SMA	0	0	0	84
Workers Compensation Claims	0	0	7,627	13,429
Other Operating Expenditures	<u>1,806</u>	<u>0</u>	<u>7,655</u>	<u>3,795</u>
<b>Total Other Expenditures</b>	<u>63,900</u>	<u>78,508</u>	<u>1,608,284</u>	<u>1,558,553</u>
<b>Total Expenditures</b>	<u>1,037,543</u>	<u>1,294,018</u>	<u>10,957,472</u>	<u>12,650,721</u>

See Accountants' Compilation Report

**West Volusia Hospital Authority**  
**Schedule II - Statement of Revenue and Expenditures**  
**Modified Cash Basis**  
**For the 1 Month and 9 Months Ended June 30, 2020 and June 30, 2019**

	1 Month Ended June 30, 2020	1 Month Ended June 30, 2019	9 Months Ended June 30, 2020	9 Months Ended June 30, 2019
<b>Excess ( Deficit)</b>	<b><u>(330,038)</u></b>	<b><u>(580,214)</u></b>	<b><u>8,685,369</u></b>	<b><u>7,799,914</u></b>

## LEGAL UPDATE MEMORANDUM

TO: WVHA Board of Commissioners

DATE: July 8, 2020

FROM: Theodore W. Small, Jr.

RE: West Volusia Hospital Authority – Update for July 16, 2020 Virtual Meeting

Summarized below are updates on active legal matters/issues for which some new information has become available since my last legal update. This Memorandum will not reflect updates on matters resolved by a final vote of the Board and thereby already summarized in the June 18, 2020 Meeting Minutes.

**I. Executive Order 20-69 Temporarily Authorizing Electronic Meetings. [*See new info. in italics and bold*] [*Refer back to Legal Update Memorandum dated 5/21/2020 for additional background details.*]**

On March 20, 2020, Governor Desantis signed the attached Executive Order 20-69 (“EO-20-69”), which temporarily suspends the Florida Law requirement that local government bodies may only conduct official business when at least a quorum of board members meet in-person at an advertised public meeting location. For so long as Executive Order 20-52 (declaring a state of emergency as a result of Covid-19) remains in effect, EO 20-69 permits local government bodies like WVHA to meet and conduct official business via teleconferencing or other electronic means as long as the electronic meeting is advertised in a newspaper of general circulation and provides notice about how persons who are interested in attending may do so.

At the March 19<sup>th</sup> Regular Meeting, the Board authorized DRT to determine whether and when to schedule or reschedule upcoming Board meetings. To the extent that DRT determines (after due consultations) to go forward with the April 16<sup>th</sup> Regular Meeting by electronic means, DRT will need to include in the meeting advertisements and notices specific details on how any member of the public who desires to attend may do so electronically. To avoid a disruptions or required adjournment because of technical difficulties, it is recommended that any video or teleconferencing vendor that is selected be tested for the reliability of its connectivity and its ability to handle a number of participants that is greater than WVHA’s usual citizen participation just in case the electronic meeting dramatically increases public participation by folks who have been unwilling or unable to participate in person.

*On June 23, Gov. Desantis signed Executive Order 20-150 extending EO-20-69 to allow virtual public meetings as long as they have been advertised to take place before 12.01a.m. on August 1, 2020. As the Board Attorney, my counsel has and continues to be that this organization which is tasked with a public health mission should continue to follow the public health professionals and limit in-person meetings to that which is necessary, particularly as an accommodation to Commissioner Craig and others with underlying medical conditions, or those who are primary supports to such individuals.*

## II. Legal Context for Budget Workshop/TRIM Procedure [Tax/Budgeting] [See new info. in italics and bold]

Please note that the Authority's budget process is governed by the Truth in Millage ("TRIM") process as set forth in Chapter 200, Florida Statutes and the related Department of Revenue compliance regulations. In general, TRIM requires that taxing entities such as the Authority hold two public hearings for open discussion on their proposed millage rate and proposed budget. Such public hearings must first deal with any increase in millage over the statutory rolled-back rate (RBR) necessary to fund the proposed budget, if any, and the specific purposes for which taxes are being increased. The millage rate must be adopted first and then the budget must be adopted with a separate vote. Notices for the first public hearing ("TRIM Notice") is mailed to taxpayers by the County Property Appraiser on the Notice of Proposed Property Taxes. Notice for the second public hearing is handled by the Authority with a newspaper advertisement in a statutorily mandated format and publication deadline.

For Board member personal vacation scheduling purposes, please note that the Authority's TRIM budgeting process usually starts in July coincident with the Property Appraiser's certification of the tax roll and ends in late September with a final budget hearing and submission of certifications of compliance to the State's TRIM Compliance Office. Therefore, even though tentative dates have already been voted upon (see below in Paragraph H *infra*), Board members should maintain as much flexibility as possible in their September schedules in order to ensure a quorum and whatever majority is necessary to satisfy the TRIM requirements.

For most years since 2007 including for the current tax year, the Board has voted to adopt millage at the "rolled-back rate" ("RBR"), which is the rate calculated with a statutory formula to allow the Board to raise the same amount of revenue as it did in the immediate past tax year with a simple majority vote. Refer to counsel's 9/17/2014 for further historical summary of final millage votes.

The following are descriptions of the exceptional years where the Board has voted to set its final millage rate either below or above that statutory rolled-back rate, which meant a tax decrease or tax increase in layman's terms:

*Regarding the 2019-20 budget year, the TRIM Final Budget Hearing was held on Thursday, September 26, 2019, and the Board voted 3-1-1 to set its final millage at 1.908 mills with a separate 3-1-1 to adopt the Authority's 2019-20 final budget of \$19,556,988. Therefore, the 2019-20 tax year's millage of 1.908 mills was a 5.563% decrease over the 2.0204 mills rolled-back rate.*

Regarding the 2017-18 budget year, the TRIM Final Budget Hearing was held on Tuesday, September 26, 2017, and the Board voted 4-0-1 to set its final millage at 2.366 mills with a separate 4-0-1 to adopt the Authority's 2017-18 final budget of \$20,023,304.00. Therefore, the 2017-18 tax year's millage of 2.366 mills was a 58%

increase over the 1.4966 mills rolled-back rate.

Regarding the 2015-16 budget year, the TRIM Final Budget Hearing was held on Thursday, September 17, 2015, and the Board voted 5-0 to set its final millage at 1.6679 mills with a separate 5-0 to adopt the Authority's 2015-16 final budget of \$16,741,063.00. Therefore, the 2015-16 tax year's millage of 1.6679 mills was a 10% decrease over the 1.8532 mills rolled-back rate;

Regarding the 2014-15 budget year, the TRIM Final Budget Hearing was held on Thursday, September 25, 2014, and the Board voted 4-0-1 (vacant) to set its final millage at 1.9237 mills with a separate 4-0-1 (vacant) to adopt the Authority's 2014-15 final budget of \$15,989,676.00. Therefore, the 2014-15 tax year's millage of 1.9237 mills was a 15% decrease over the 2.2632 rolled-back rate;

Regarding the 2013-14 budget year, the TRIM Final Budget Hearing was held on Thursday, September 19, 2013, and the Board voted 5-0 to set its final millage at 2.3759 mills with a separate 5-0 to adopt the Authority's 2013-14 final budget of \$17,453,695.00. Therefore, the 2013-14 tax year's millage of 2.3759 mills was a 1.5% decrease over the 2.4121 rolled-back rate;

Regarding the 2009-10 budget year, the TRIM Final Budget Hearing was held on Tuesday, September 22, 2009, and the Board voted unanimously to set its final millage at 1.745 mills with a separate unanimous vote to adopt the Authority's 2008-09 final budget of \$15,680,000.00. Therefore, the 2009-10 tax year's millage of 1.745 mills was a 2.04% decrease over the 1.7813 rolled-back rate;

Regarding the 2007-2008 budget year, the TRIM Final Budget Hearing was held on Wednesday, September 12, 2007, and the Board unanimously voted to set its final millage at 1.2619 mills with a separate unanimous vote to adopt the Authority's 2007-08 final budget of \$18,414,937.00. Therefore, the current tax year's millage of 1.2619 mills is the same as the final millage adopted for 2006-07, but it represented a 10.37 percent increase over the statutory rolled-back rate of 1.1433 mills.

*On May 21, 2020, the Volusia County Property Appraiser sent the Authority official notification that based on its "pre-preliminary estimate", the total taxable value of property in the Authority's tax district is \$11,686,105,072, which represents a net change of approximately +11.09% from 2019 pre-preliminary estimated taxable value (10,519,658,760).*

For Board planning purposes please begin to anticipate the following TRIM deadlines and special meeting dates during the next few months:

- A The process will begin with the Property Appraiser certifying the tax roll by July 1, 2020;
- B By a date to be set by the Board, the accountants must circulate a proposed budget to the Board;
- C At its July 16, 2020 Regular Meeting, the Authority will need to determine its proposed

millage rate, including considerations of any increase above the rolled-back rate, and the date, time and place of the first of two required public hearings ("Tentative Budget Hearing"). The Tentative Budget Hearing must take place no earlier than September 3 and no later than September 18.

- D By August 4<sup>th</sup>, the Authority (via DRT) will need to notify the Property Appraiser of prior year millage rate, proposed current millage rate, RBR and date, time and place for the Tentative Budget Hearing;
- E By August 24<sup>th</sup>, the Property Appraiser will send out the required TRIM Notice. The Authority also generally advertises the Tentative Budget Hearing as it would for a regular meeting even though such supplemental advertisement is not required;
- F Within 15 days after the Tentative Budget Hearing occurs and the Tentative Millage and Budget are adopted, the Authority will need to advertise its second and final public hearing on the millage and budget ("Final Budget Hearing"). The advertisement for the Final Budget Hearing must be published at least 2, but no more than 5 days before the hearing takes place.
- G Hearing dates selected by the Volusia County Council and Volusia County School Board take priority. DRT has confirmed that the School Board and the County Council have scheduled their respective TRIM hearings on Tuesdays which will allow WVHA to schedule on Thursdays within the relevant time periods.
- H *To reconcile these statutory scheduling requirements with the Authority's current meeting schedule and depending on any changes to the County Council or School Board schedule, the Tentative Budget Hearing has been scheduled for 5:05p.m. on Thursday, September 10, 2020; Monday, September 21 as the tentatively scheduled date for publication of the Final Budget Hearing which is proposed to occur in a special meeting on Thursday, September 24, 2020 at 5:05p.m, followed immediately by a regular meeting scheduled for that same date.*
- I Within 3 days of the Final Budget Hearing, the Authority (via DRT) must forward the resolution adopting the final millage rate to the Property Appraiser.
- J Within 30 days of the Final Budget Hearing, the Authority (via DRT) must submit its TRIM Compliance package (DR-422).

Regarding voting and advertising requirements, the following is a recap of how to distinguish between the "true rolled-back rate" and the "maximum millage rolled-back rate". WVHA will be able to approve the required millage resolutions with a majority vote unless its proposed increase in the millage rate exceeds the "maximum millage rolled-back rate" that will be calculated by DRT according to DOR Form 420MM-P. Counsel confirmed with the TRIM office that their regulatory forms define two separate and distinct rolled-back rates, one to trigger special voting requirements (DR 410MM-P which the TRIM office thinks of as the "maximum millage rolled-back rate") and another to trigger size of advertising and other requirements for advertising and other TRIM requirements (DR 420 which the TRIM office thinks of as the "true rolled-back rate"). Any millage rate above the true rolled-back rate will require a quarter page ad notifying the public of a "TAX INCREASE".

### III. Implementation of Email and Text Messaging Public Records Policy [See new info. in *italics and bold*] [Refer back to Legal Update Memorandum dated 5/21/2020 for additional



*background details.]*

As requested during the November 14, 2019 Regular Meeting, counsel has reviewed relevant Florida Attorney General Opinions and case law and reviewed comparable local government policy to develop the following Email and Text Messaging Public Records Policy, adopted 1/16/2020:

**Issue:** How should WVHA direct its individual Board members, funded agencies and contracted agencies and professionals to preserve electronic communications and other documents that may constitute “public records” under the Florida Public Records Law, Chapter 119, Florida Statutes?

**Conclusion:** In order to comply with the Florida Public Records Law, any email or text message which involves WVHA official business and it of a non-transitory nature, as explained above, must be preserved as a “public record” in accordance with the General Records Schedule. Board members, funded or contracted agencies and contracted professionals are hereby strongly discouraged from using personal email accounts and cell phones to conduct official WVHA business unless it is only “transitory” as explained above. Effective as soon as such accounts are generated by WVHA’s contracted Public Records Custodian and technical access is made available, Board members and contracted professionals are expected to utilize email accounts on the [westvolusiahospitalauthority.org](http://westvolusiahospitalauthority.org) domain for purposes of sending and receiving emails to conduct WVHA official business. When it is necessary to utilize personal accounts because the matter is time sensitive, individuals are encouraged to forward the email to Ms. Long for preservation in accordance with the General Records Schedule. If there is any question at all in the Board members’, funded or contracted agent’s mind about whether the email or text message is a public record, the question should be discussed with Ms. Long who shall consult State officials to determine the appropriate retention schedule. If the person communicating about WVHA business on non-WVHA email accounts or telephones is not able to save those messages on their company or personal computer or phone equipment, they should contact Ms. Eileen Long at DRT, which is WVHA’s designated Public Records Custodian to make arrangements for forwarding them to Ms. Long for their proper preservation.

***The Board adopted this policy at its May 21<sup>st</sup> Regular Meeting. This placeholder will remain pending full implementation.***

**IV. WVHA as Plaintiff in Federal Multidistrict Litigation for National Prescription Opiate Litigation, James Vickaryous, Managing Partner of Vickaryous Law Firm.**  
***[See new info. in italics and bold]***

Counsel talked preliminarily with Jim Vickaryous, the Managing Partner of the Vickaryous Law Firm about WVHA retaining his law firm to represent WVHA on a contingency basis and file a lawsuit on behalf of WVHA in the federal multidistrict litigation for national prescription opiate litigation. Attorney Vickaryous plans to present a formal proposal to explain the details, but in a nutshell the proposed representation would offer WVHA a seat at

the table among many other governmental and private entities around the nation that are suing pharmaceutical companies. These lawsuits are seeking to recover damages related to the substantial health care and prescription costs that have been paid to treat residents who became addicted to opioids. As of this writing, counsel has not yet received a draft of the proposed retainer agreement or the presentation materials. Attorney Vickaryous has indicated in an introductory call that if desired, WVHA would become one of several Florida based local government clients which his firm would represent. The contingency basis of the representation would provide that the Vickaryous Law Firm would be paid 20% of any net recovery after costs and WVHA would keep the remaining 80%. Attorney Vickaryous believes that it would be important to get WVHA's lawsuit on file as soon as practicable before settlement talks begin and conclude concerning a Tier 1 lawsuit that is scheduled for trial in Ohio during October, 2019. Attorney Vickaryous believes that the defendants in that lawsuit may want to negotiate a global settlement of all pending lawsuits and it would be advantageous for WVHA to have a seat at that table, particularly in light of the substantial annual budget expenses being paid to SMA and for prescriptions that are directly related to the opioid epidemic. Counsel expects to receive and review the details prior to the March meeting and have a recommendation as to the form of the retainer agreement at that time. As an overall matter, the proposal sounds like a potential opportunity for WVHA to recoup substantial taxpayer dollars, but it may take some time before any recovery is obtained. Following the Board's authorization of Chair Craig to sign the proposed contingency agreement subject to a clarification that the net of any recovery to WVHA only be reduced to reimburse "reasonable" attorney's fees, Chair Craig has executed the revised agreement and it is being circulated for signatures by all the retained co-counsel. As previously emailed, WVHA's complaint in the national opioid litigation was initially filed in federal court in the Middle District of Florida on September 10, 2019. On September 26, 2019, that case was transferred to the Northern District of Ohio where it has been consolidated with the thousands of other pending cases in that multidistrict opioid litigation.

*Counsel received the following update from class counsel at the end of April as well as an update on roundtable talks with the Florida Attorney General. Those updates along with the below-referenced attachment from the Ohio settlement will be forwarded via email for your review:*

***Good Afternoon Mr. Small,***

***While COVID-19 has rendered many businesses non-functional, we are happy to report that with regard to the Opioid litigation, and the National Prescription Opiate MDL in particular, the litigation process continues to move forward.***

***It is our goal to try and achieve a global resolution of this case as soon as practicable. With that in mind, the issue of allocation and disbursement of settlement proceeds is on the horizon. We are working with various Plaintiffs' counsel representing other counties and cities in Florida to come up with an agreeable and consistent approach to present to the Attorney General.***

***Collectively, we believe our legal team represents more counties and cities in Florida than any other group. Among the members of our legal team, we are fortunate to***

*have Peter Weinberger, one of the attorneys who helped negotiate a Memorandum of Understanding between the Ohio Attorney General and the counties and cities of Ohio. This MOU is a well-reasoned and fair agreement, which should prove to be a model for most states. We have attached a copy for your review.*

*It is our goal to work with the Attorney General Moody, not against her, to try and negotiate an allocation and distribution plan which is fair to all. We are sensitive to the need to maintain a good working relationship between the counties, cities and the state. We are optimistic that we will be able to find common ground when it comes to this issue.*

*We will continue to update you as these discussions proceed. In the meantime, please feel free to contact any member of our legal team with any questions you have.*

#### V. General Compliance with the Sunshine Law [See new info. in italics and bold]

The Government in the Sunshine Law, section 286.011, Florida Statutes, provides in pertinent part:

*'All meetings of any board or commission . . . of any agency or authority of any county, municipal corporation, or political subdivision . . . at which official acts are to be taken are declared to be public meetings open to the public at all times, and no resolution, rule, or formal action shall be considered binding except as taken or made at such meeting.'*

It is impossible to summarize all relevant points of the Sunshine Law, but please note that courts uniformly interpret this provision as prohibiting two or more members of the same board or commission from talking about or discussing any matter on which foreseeable action will be taken by the public board or commission. (If your conversation with another board member concerns personal or business matters unrelated to the Authority, the Sunshine Law does not apply)

Please note that the Sunshine Law DOES apply to “off-the record” chats during meetings or during breaks, written correspondence, telephone conversations and e-mails exchanges between two or more board members if such communication concerns matters likely to come before the Board; provided however, it is permissible for one board member to send correspondence to the rest of the board outside of a public meeting as long as this correspondence does not result in replies or other back and forth exchanges until a public meeting is convened for such discussion and also the correspondence is made available to interested members of the public.

The Sunshine Law also prohibits nonmembers (staff, lawyers, accountants, and members of the public) from serving as liaisons between Board members concerning matters likely to come before the Board.

With the increased use of social media accounts, including Facebook and other community and political blogs, Board members should be mindful of the following Florida Attorney

General guidance before posting on Facebook, or other blogs an opinion or viewpoint on matters likely to come before the Board. In AG Opinion 08-07, the Florida Attorney General concluded that the use of a website blog or message board to solicit comment from other members of the board or commission by their response on matters that would come before the board would trigger the requirements of the Sunshine Law. As stated therein:

*"While there is no statutory prohibition against a city council member posting comments on a privately maintained electronic bulletin board or blog, . . . members of the board or commission must not engage in an exchange or discussion of matters that foreseeably will come before the board or commission for official action. The use of such an electronic means of posting one's comments and the inherent availability of other participants or contributors to act as liaisons would create an environment that could easily become a forum for members of a board or commission to discuss official issues which should most appropriately be conducted at a public meeting in compliance with the Government in the Sunshine Law. It would be incumbent upon the commission members to avoid any action that could be construed as an attempt to evade the requirements of the law."*

*With the approach of the upcoming election, all candidates should take note that once a candidate becomes a "members-elect" of the WVHA Board of Commissioners, the member-elect becomes subject to the Sunshine Law in the same manner as Board members who are currently in office.*