

West Volusia Hospital Authority
BOARD OF COMMISSIONERS REGULAR MEETING
October 18, 2018 5:00 p.m.
DeLand City Hall
120 S. Florida Avenue, DeLand, FL
AGENDA

1. Call to Order
2. Opening Observance followed by a moment of silence
3. Approval of Proposed Agenda
4. Consent Agenda
 - A. Final Budget Hearing September 27, 2018
 - B. Regular Meeting Minutes September 27, 2018
5. Citizens Comments
6. Reporting Agenda
 - A. UMR September Report – Written Submission
 - B. FQHC Report - Laurie Asbury, CEO
Northeast Florida Health Services, Inc. (NEFHS)
d/b/a Family Health Source (FHS) September Report
7. Discussion Items
 - A. WVHA Investment Policy Statement October 18, 2018
 - B. Tentatively Scheduled Meetings 2019
 - C. Follow Up Items
8. Finance Report
 - A. September Financials
9. Legal Update
10. Commissioner Comments
11. Adjournment

September 27, 2018 WVHA Final Budget Hearing Errata Sheet

Correction to those in attendance/absent:

Commissioner Judy Craig was absent

WEST VOLUSIA HOSPITAL AUTHORITY
Board of Commissioners Final Budget Hearing
September 27, 2018
Deland Police Department Community Room
219 W. Howry Avenue
DeLand, Florida
5:05 p.m.

Those in Attendance:

Commissioner Andy Ferrari
Commissioner Barb Girtman
Commissioner Dolores Guzman

Absent:

Commissioner Kathie D. Shepard
Commissioner Judy Craig

Others Present:

Attorney for the Authority: Ted Small, Law Office of Theodore W. Small, P.A.
Accountant for the Authority: Ron Cantlay, Dreggors, Rigsby & Teal (DRT)
Administrative Support: Eileen Long, DRT

CAC Members Present:

Michael Ray
Voloria Manning
Jacquie Lewis
Elmer Holt
Althea Whittaker

Call to Order

Chair Ferrari called the meeting to order and confirmed that a quorum was established. The meeting took place in The DeLand Police Department Community Room, 219 W. Howry Avenue DeLand, Florida, having been legally noticed in the Daytona Beach News-Journal, a newspaper of general circulation in Volusia County.

Chair Ferrari explained the procedures regarding the Final Budget Hearing and stated for the public record that a quorum was established.

Millage Proposal

Chair Ferrari asked for discussion of the proposed millage necessary to fund the budget for Fiscal Year 2018-2019.

There was none.

There was Board discussion and consent to set the millage rate at the rolled-back rate of 2.1751 mills.

Chair Ferrari read for the record the Public Announcement of the West Volusia Hospital Authority 2018-2019 adopting the rolled-back Millage rate of 2.1751 mills (attached).

The Board voted, by acclamation, to appoint Commissioner Barb Girtman as acting Secretary in the absence of Commissioner Kathie Shepard. Commissioner Girtman accepted.

Resolution 2018 – 005 Chair Ferrari read for the record The Resolution of the West Volusia Hospital Authority to adopt the 2018-2019 Final Millage rate of 2.1751, Resolution 2018-005 (attached).

Roll Call:

Commissioner Girtman	Yes
Commissioner Ferrari	Yes
Commissioner Craig	Absent
Commissioner Guzman	Yes
Commissioner Shepard	Absent

The Resolution was adopted by a majority vote of 3-0-2.

Discussion of Budget Fiscal Year 2018-2019

Chair Ferrari opened the floor for discussion of the proposed budget.

Mr. Cantlay explained that any overages in the proposed budget will be rolled up into the Other Healthcare Costs budgeted line item.

Chair Ferrari asked the Board if there was any discussion regarding the proposed budget for FY 2018-2019.

Chair Ferrari invited public comment regarding the budget.

There was one public request to address the Board of Commissioners (BOC) regarding the proposed budget.

Resolution 2018 – 006 Chair Ferrari read for the record The Resolution of the West Volusia Hospital Authority to adopt the 2018-2019 Final Budget of \$20,319,968.00, Resolution 2018-006 (attached).

Roll Call:

Commissioner Girtman	Yes
Commissioner Ferrari	Yes
Commissioner Craig	Absent
Commissioner Guzman	Yes
Commissioner Shepard	Absent

The Resolution was adopted by a majority vote of 3-0-2.

There being no further business to come before the Board, the meeting was adjourned.

Adjournment

Andy Ferrari, Chair

WEST VOLUSIA HOSPITAL AUTHORITY
Board of Commissioners Regular Meeting
DeLand Police Department Community Room
219 W. Howry Avenue, DeLand, FL
September 27, 2018

Commencing upon the conclusion of the Final Budget Hearing of 5:05 p.m.

Those in Attendance:

Commissioner Kathie D. Shepard
Commissioner Barb Girtman
Commissioner Andy Ferrari
Commissioner Dolores Guzman

Absent:

Commissioner Judy Craig

CAC Present:

Voloria Manning
Michael Ray
Elmer Holt
Althea Whittaker
Jacquie Lewis

Others Present:

Attorney for the Authority: Ted Small, Law Office of Theodore W. Small, P.A.
Accountant for the Authority: Ron Cantlay, Dreggors, Rigsby & Teal (DRT)
Administrative Support: Eileen Long, DRT

Call to Order

Chair Ferrari called the meeting to order and confirmed that a quorum was established. The meeting took place at DeLand Police Department Community Room, 219 W. Howry Avenue, DeLand, Florida, having been legally noticed in the Daytona Beach News-Journal, a newspaper of general circulation in Volusia County. Chair Ferrari opened the meeting with a moment of silence followed by the Pledge of Allegiance.

5:20 p.m. Kathie Shepard would be arriving late to the Regular Meeting but was enroute.

Approval of Proposed Agenda

Motion 077 – 2018 Commissioner Girtman motioned to approve the amended agenda as presented. Commissioner Guzman seconded the motion.

Mr. Small suggested that the agenda item 7. Discussion Items C. 21 could be amended to delete item C. and moving 21 up and under Discussion Item 7. B.

Motion 077 – 2018 (AMENDED) Commissioner Girtman motioned to accept the amendment to the agenda as recommended by Attorney Small. Commissioner Guzman seconded the motion to amend the agenda. The motion passed unanimously.

Consent Agenda

Approval of Minutes Regular Meeting August 16, 2018

Approval of Minutes Initial Budget Hearing September 13, 2018

Approval of Minutes Special Meeting September 13, 2018

Motion 078 – 2018 Commissioner Girtman motioned to approve the consent agenda. Commissioner Guzman seconded the motion. The motion passed unanimously.

Citizens Comments

There was one.

Reporting Agenda

UMR August Report – Written Submission

**FQHC Report, Laurie Asbury, CEO, Northeast Florida Health Services, Inc.
d/b/a Family Health Source (FHS) August Report**

Discussion Items

Proposed Budget 2018-209

Funding Agreements 2018-2019

1. Healthy Communities – Kidcare Outreach
2. The Healthy Start --Access to Healthcare Services — Outreach
3. Rising Against All Odds, Inc. – Health Card Enrollment and Retention
4. Rising Against All Odds, Inc. -- HIV/AIDS Outreach and Case Management
5. Stewart-Marchman-Act (SMA) – Homeless Program
6. SMA—Level II Residential Treatment
7. SMA – Baker Act Match
 - a. LIP Match Funding Request-Budget Transfer SMA Behavioral Services (email dated 9/14/2018 from Eric Horst, CFO attached)
8. SMA—Low Income Pool Letter Agreement
9. The House Next Door—Community Based Mental Health Counseling
10. The House Next Door—Eligibility Determination Services
11. The Neighborhood Center of West Volusia “Access to Care”
12. Volusia County Health Department—Florida Department of Health
13. Northeast Florida Health Services, d/b/a Family Health Source FHS Clinics

14. Northeast Florida Health Services, d/b/a Family Health Source FHS Prenatal
15. Community Legal Services, Inc. Medical-Legal Partnership program,
16. Community Life Center Outreach Services, Inc.
17. Good Samaritan Clinic of West Volusia County, Inc.
19. Thirteenth Addendum--Primary Care Physicians Indigent Hospital Patient Program
20. The Healthy Start – Family Services Coordinator
21. Northeast Florida Health Services, d/b/a Family Health Source FHS – Pharmacy

5:28 p.m. Commissioner Shepard arrive at the meeting.

Discussion Item 18. a. was pulled due to a request to address the Board from Ms. Josephine Mercado, Hispanic Health Initiative.

Motion 079 – 2018 Commissioner Guzman motioned to approve funding agreements 1 through 17 and 19 through 21. Commissioner Shepard seconded the motion. The motion passed unanimously.

18. Hispanic Health Initiatives (HHI), Inc.’s Taking Care of My Health
 - a. Hispanic Health Initiative Diabetes Class Group Rate

Ms. Josephine Mercado addressed the Board requesting that a group class rate be incorporated into Hispanic Health Initiative’s WVHA Funding Agreement for their diabetes class.

Commissioner Guzman asked Ms. Mercado what would that group rate be?

Ms. Mercado responded the rate requested is \$7.50 per participant per half hour.

Commissioner Shepard asked how long does the class last?

Ms. Mercado responded about six hours.

Mr. Peter Willems, Hispanic Health Initiative, addressed the Board and explained that while the class lasts six hours, they would only bill for up to five hours.

Mr. Small did not recommend that this be incorporated into the agreement because the Board discussed this at length in January 2018 and decided that they did not want to incorporate a class group rate. Doing this now for HHI puts the Board in an inconsistent negotiating position, one agency as to the other whether the Board wants to have group rates. The second point is the Board just does not know how many people are going to attend a group class.

Commissioner Guzman believed that there was a benefit to the diabetes class as she has attended a class in the past. She supports a group rate being incorporated in the HHI WVHA Funding Agreement.

There was further discussion and questioning of how many people typically attend these classes. The response was roughly thirty participants. After some mathematical calculations it was determined that those class rates could be as high as \$2,250.00.

Chair Ferrari halted the discussion to determine if there was a motion that was going to be entertained to approve proceeding with incorporating a diabetes class group rate for HHI?

Motion 080 – 2018 Commissioner Guzman motioned to incorporate the proposed diabetes class group rate. Commissioner Girtman seconded the motion.

After much discussion Chair Ferrari called for the vote: Commissioner Ferrari, Commissioner Girtman, and Commissioner Shepard were opposed, Commissioner Guzman abstained. The motion failed.

Motion 081 – 2018 Commissioner Shepard motioned to approve the HHI Funding Agreement as originally presented by Attorney Small. Commissioner Guzman seconded the motion. The motion passed unanimously.

Community Life Center – Outreach Services-Site Visit of Fourth Quarter

This agenda item required no action.

SMA Fund reallocation request from Homeless Services Budget for 2017-2018 and 2018-2019 (see letter dated 9/18/2018 attached)

Motion 082 – 2018 Commissioner Girtman motioned to approve the reallocation of funds as requested for 2017-2018 and 2018-2019 fiscal years. Commissioner Shepard seconded the motion. Commissioner Ferrari, Commissioner Girtman and Commissioner Shepard voted affirmatively, Commissioner Guzman was opposed. The motion passed.

Hispanic Health Initiative “Celebrating Champions of Health” luncheon, October 11, 2018 at the Debary Golf and Country Club

Ms. Mercado advised all present that their materials reflected the incorrect date and should be changed to Tuesday, October 30th, 2018.

Motion 083 – 2018 Commissioner Girtman motioned to support the HHI luncheon at the Bronze Champion of Health level of \$1,500.00. Commissioner Guzman seconded the motion. The motion passed unanimously.

There was Board discussion that each Commissioner would let Ms. Long who wanted to attend the luncheon at the table of eight that is included at the Bronze level.

Chair Ferrari stated that he would like to attend.

The Commissioners agreed that they would notify Ms. Long if they were planning to attend, if not then they directed that Ms. Long first reach out to the CAC to see who would like to attend; if no CAC members are interested, then offer this to the WVHA funded agencies.

TPA Services Agreement – Renewal Deadline September 30, 2018

Chair Ferrari entertained a motion to authorize the attorney to inform UMR that the WVHA agrees to renew the current administrative agreement, changing the name to UMR and changing/updating dates, and to incorporate sections 2 and 6 of the UMR RFP Proposal.

Motion 084 – 2018 Commissioner Girtman motioned to authorize the attorney to inform UMR that the WVHA agrees to renew the current Administrative Agreement, changing the name to UMR and changing/updating dates, and to incorporate sections 2 and 6 of the UMR RFP Proposal. Commissioner Shepard seconded the motion. The motion passed unanimously.

Follow Up Items

Reducing Federal Poverty level (FPL) from current WVHA eligibility criteria at 150% FPL

Quarterly Funding Limit Exhausted-Request for Waiver

Financial Report

Mr. Ron Cantlay, DRT reviewed for the Board the August financial statements (see attached).

Motion 085 – 2018 Commissioner Girtman motioned to pay bills totaling \$2,283,814.44 (see attached). Commissioner Guzman seconded the motion. The motion passed unanimously.


Legal Update

Commissioner Comments

There being no further business to come before the Board, the meeting was adjourned.

Adjournment

Andy Ferrari, Chair



UMR

October 18, 2018

Submission Report for WVHA Board Members

Table of Contents

Enrollment Processing	3
Applications Processed by Fiscal Year for the Period of 10/1/2017 to Present	3
Applications Processed by Fiscal Year – Approval Percentage	3
Enrollment Applications – Denial Summary Report	4
WVHA Health Card Program Eligibility – by Calendar Month – as of October 1, 2018	7
WVHA Enrollment by Fiscal Year – as of October 1, 2018	7
Medical and Prescription Drug Claim Data	8
Pharmacy Claims by Fiscal Year by Service Month (Month Prescription Filled)	8
Combined Medical Costs (as of Claims Payment through 09/30/2018)	9
Specialty Care Services by Specialty – Top 25 (September, 2018)	11
Previous Items	12
ID Cards with Healthcard Copay Changes	12
New Items	12
WVHA Notice of Renewal with UMR as Successor to POMCO	12

Enrollment Processing

Applications Processed by Fiscal Year for the Period of 10/1/2017 to Present

Applications Processed 10/01/2017 - Present

FiscalYr	Month Received	APPROVED	DENIED	PENDING	Grand Total	Approval Percentage
FY1718	201710	288	35	0	323	89.16%
	201711	259	36	0	295	87.80%
	201712	348	22	0	370	94.05%
	201801	343	40	0	383	89.56%
	201802	321	49	0	370	86.76%
	201803	335	39	0	374	89.57%
	201804	295	37	0	332	88.86%
	201805	299	21	8	328	91.16%
	201806	371	14	6	391	94.88%
	201807	350	16	7	373	93.83%
	201808	331	13	22	366	90.44%
	201809	232	6	62	300	77.33%
Grand Total		3772	328	105	4205	89.70%

Fiscal Year	Applications Processed	Average Approval Percentage
FY1516	2670	82.28%
FY1617	3963	86.60%
FY1718	4205	89.70%
Based on Fiscal year		

Applications Processed by Fiscal Year – Approval Percentage

Enrollment Applications – Denial Summary Report

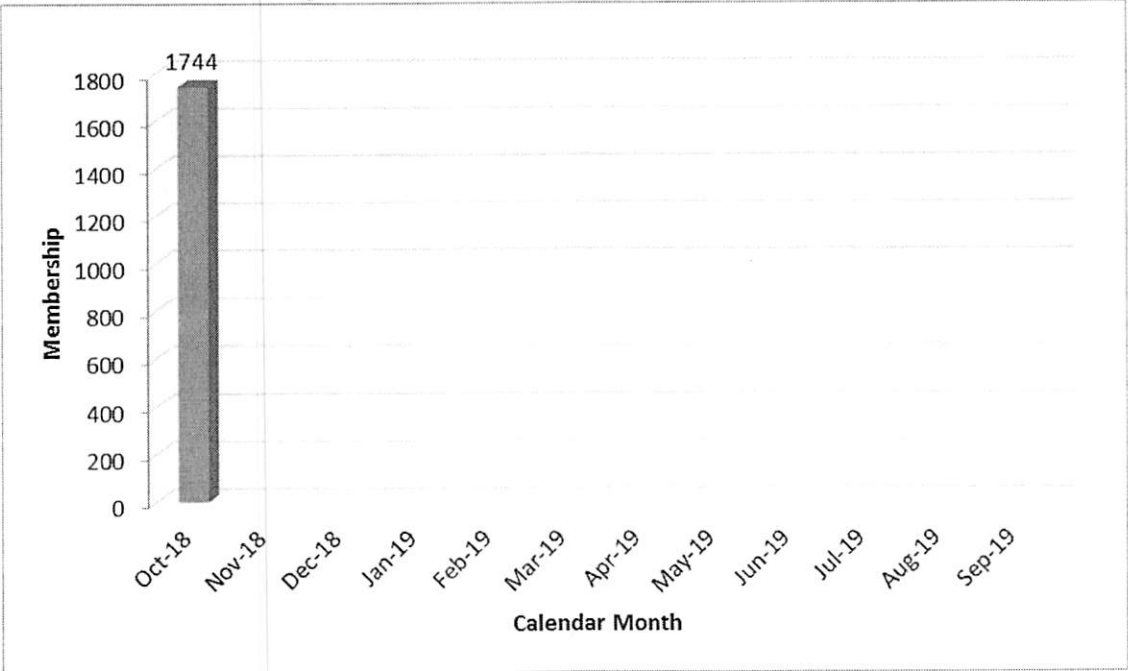
Period	Approved		Denied		Pending		Total
	Apps	Pctg	Apps	Pctg	Apps	Pctg	
FY1718	3368	90.08%	311	8.32%	60	1.60%	3739
201710	288	89.16%	35	10.84%	0	0.00%	323
Active Eligible	288	100.00%		0.00%		0.00%	288
Declined - Member Exceeds Asset Level		0.00%		0.00%		0.00%	0
Declined - ACA PREM COST <8% INCOME		0.00%		0.00%		0.00%	0
Declined - Member Exceeds Income Level		0.00%	5	0.00%		0.00%	5
Declined - MEMBER HAS MEDICAID COVERAGE		0.00%	2	0.00%		0.00%	2
Declined - MEMBER HAS OTHER COVERAGE		0.00%	1	0.00%		0.00%	1
Declined - Req'd Documentation Missing		0.00%	26	0.00%		0.00%	26
Declined - Member Request		0.00%	1	0.00%		0.00%	1
Declined - Multiple Reasons		0.00%		0.00%		0.00%	0
Pending - Multiple Reasons		0.00%		0.00%		0.00%	0
Pending - Unknown		0.00%		0.00%		0.00%	0
TRM - MEMBER HAS MEDICAID COVERAGE		0.00%		0.00%		0.00%	0
201711	259	87.80%	36	12.20%	0	0.00%	295
Active Eligible	259	100.00%		0.00%		0.00%	259
Declined - Member Exceeds Asset Level		0.00%		0.00%		0.00%	0
Declined - ACA PREM COST <8% INCOME		0.00%		0.00%		0.00%	0
Declined - Member Exceeds Income Level		0.00%	13	0.00%		0.00%	13
Declined - MEMBER HAS MEDICAID COVERAGE		0.00%	3	0.00%		0.00%	3
Declined - MEMBER HAS OTHER COVERAGE		0.00%	1	0.00%		0.00%	1
Declined - Req'd Documentation Missing		0.00%	15	0.00%		0.00%	15
Declined - Multiple Reasons		0.00%	2	0.00%		0.00%	2
Pending - Multiple Reasons		0.00%		0.00%		0.00%	0
Pending - Unknown		0.00%		0.00%		0.00%	0
TRM - MEMBER HAS MEDICAID COVERAGE		0.00%	2	0.00%		0.00%	2
201712	348	94.05%	22	5.95%	0	0.00%	370
Active Eligible	348	100.00%		0.00%		0.00%	348
Declined - Member Exceeds Asset Level		0.00%		0.00%		0.00%	0
Declined - ACA PREM COST <8% INCOME		0.00%		0.00%		0.00%	0
Declined - Member Exceeds Income Level		0.00%	4	0.00%		0.00%	4
Declined - MEMBER HAS MEDICAID COVERAGE		0.00%		0.00%		0.00%	0
Declined - MEMBER HAS OTHER COVERAGE		0.00%		0.00%		0.00%	0
Declined - Req'd Documentation Missing		0.00%	15	0.00%		0.00%	15
Declined - Multiple Reasons		0.00%	2	0.00%		0.00%	2
Pending - Multiple Reasons		0.00%		0.00%		0.00%	0
Pending - Unknown		0.00%	1	0.00%		0.00%	1
TRM - MEMBER HAS MEDICAID COVERAGE		0.00%		0.00%		0.00%	0
201801	343	89.56%	40	10.44%	0	0.00%	383
Active Eligible	343	100.00%		0.00%		0.00%	343
Declined - Member Exceeds Asset Level		0.00%		0.00%		0.00%	0
Declined - ACA PREM COST <8% INCOME		0.00%		0.00%		0.00%	0
Declined - Member Exceeds Income Level		0.00%	3	0.00%		0.00%	3
Declined - MEMBER HAS MEDICAID COVERAGE		0.00%	1	0.00%		0.00%	1
Declined - MEMBER HAS OTHER COVERAGE		0.00%	1	0.00%		0.00%	1
Declined - Req'd Documentation Missing		0.00%	32	0.00%		0.00%	32
Declined - Multiple Reasons		0.00%	2	0.00%		0.00%	2
Pending - Multiple Reasons		0.00%		0.00%		0.00%	0
Pending - Unknown		0.00%		0.00%		0.00%	0
TRM - MEMBER HAS MEDICAID COVERAGE		0.00%	1	0.00%		0.00%	1

201802	321	86.76%	49	13.24%	0	0.00%	370
Active Eligible	321	100.00%		0.00%		0.00%	321
Declined - Member Exceeds Asset Level		0.00%		0.00%		0.00%	0
Declined - ACA PREM COST <8% INCOME		0.00%		0.00%		0.00%	0
Declined - Member Exceeds Income Level		0.00%	15	0.00%		0.00%	15
Declined - MEMBER HAS MEDICAID COVERAGE		0.00%	1	0.00%		0.00%	1
Declined - MEMBER HAS OTHER COVERAGE		0.00%		0.00%		0.00%	0
Declined - Req'd Documentation Missing		0.00%	30	0.00%		0.00%	30
Declined - Multiple Reasons		0.00%	2	0.00%		0.00%	2
Pending - Multiple Reasons		0.00%		0.00%		0.00%	0
Pending - Unknown		0.00%		0.00%		0.00%	0
TRM - MEMBER HAS MEDICAID COVERAGE		0.00%	1	0.00%		0.00%	1
201803	335	89.57%	39	10.43%	0	0.81%	374
Active Eligible	335	100.00%		0.00%		0.00%	335
Declined - Member Exceeds Asset Level		0.00%		0.00%		0.00%	0
Declined - ACA PREM COST <8% INCOME		0.00%		0.00%		0.00%	0
Declined - Member Exceeds Income Level		0.00%	12	0.00%		0.00%	12
Declined - MEMBER HAS MEDICAID COVERAGE		0.00%	5	0.00%		0.00%	5
Declined - MEMBER HAS OTHER COVERAGE		0.00%	1	0.00%		0.00%	1
Declined - Req'd Documentation Missing		0.00%	20	0.00%		0.00%	20
Declined - Multiple Reasons		0.00%		0.00%		0.00%	0
Pending - Multiple Reasons		0.00%		0.00%		0.00%	0
Pending - Unknown		0.00%		0.00%		0.00%	0
TRM - MEMBER HAS MEDICAID COVERAGE		0.00%	1	0.00%		0.00%	1
201804	295	88.86%	37	11.14%		0.00%	332
Active Eligible	295	100.00%		0.00%		0.00%	295
Declined - Member Exceeds Asset Level		0.00%		0.00%		0.00%	0
Declined - ACA PREM COST <8% INCOME		0.00%		0.00%		0.00%	0
Declined - Member Exceeds Income Level		0.00%	12	0.00%		0.00%	12
Declined - MEMBER HAS MEDICAID COVERAGE		0.00%		0.00%		0.00%	0
Declined - MEMBER HAS OTHER COVERAGE		0.00%	2	0.00%		0.00%	2
Declined - Req'd Documentation Missing		0.00%	23	0.00%		0.00%	23
Declined - Multiple Reasons		0.00%		0.00%		0.00%	0
Pending - Multiple Reasons		0.00%		0.00%		0.00%	0
Pending - Unknown		0.00%		0.00%		0.00%	0
TRM - MEMBER HAS MEDICAID COVERAGE		0.00%		0.00%		0.00%	0
201805	299	91.16%	21	6.40%	8	2.44%	328
Active Eligible	299	100.00%		0.00%		0.00%	299
Declined - Member Exceeds Asset Level		0.00%		0.00%		0.00%	0
Declined - ACA PREM COST <8% INCOME		0.00%		0.00%		0.00%	0
Declined - Member Exceeds Income Level		0.00%	11	0.00%		0.00%	11
Declined - MEMBER HAS MEDICAID COVERAGE		0.00%		0.00%		0.00%	0
Declined - MEMBER HAS OTHER COVERAGE		0.00%		0.00%		0.00%	0
Declined - Req'd Documentation Missing		0.00%	10	0.00%		0.00%	10
Declined - Multiple Reasons		0.00%		0.00%		0.00%	0
Pending - Multiple Reasons		0.00%		0.00%	8	0.00%	8
Pending - Unknown		0.00%		0.00%		0.00%	0
TRM - MEMBER HAS MEDICAID COVERAGE		0.00%		0.00%		0.00%	0

201806	371	94.88%	14	3.58%	6	1.53%	391
Active Eligible	371	100.00%		0.00%		0.00%	371
Declined - Member Exceeds Asset Level		0.00%	2	0.00%		0.00%	2
Declined - ACA PREM COST <8% INCOME		0.00%		0.00%		0.00%	0
Declined - Member Exceeds Income Level		0.00%	5	0.00%		0.00%	5
Declined - MEMBER HAS MEDICAID COVERAGE		0.00%	3	0.00%		0.00%	3
Declined - MEMBER HAS OTHER COVERAGE		0.00%		0.00%		0.00%	0
Declined - Req'd Documentation Missing		0.00%	4	0.00%		0.00%	4
Declined - Multiple Reasons		0.00%		0.00%		0.00%	0
Pending - Multiple Reasons		0.00%		0.00%	6	0.00%	6
Pending - Unknown		0.00%		0.00%		0.00%	0
TRM - MEMBER HAS MEDICAID COVERAGE		0.00%		0.00%		0.00%	0
201807	350	93.83%	16	4.29%	7	1.88%	373
Active Eligible	350	100.00%		0.00%		0.00%	350
Declined - Member Exceeds Asset Level		0.00%		0.00%		0.00%	0
Declined - ACA PREM COST <8% INCOME		0.00%		0.00%		0.00%	0
Declined - Member Exceeds Income Level		0.00%	12	0.00%		0.00%	12
Declined - MEMBER HAS MEDICAID COVERAGE		0.00%	2	0.00%		0.00%	2
Declined - MEMBER HAS OTHER COVERAGE		0.00%		0.00%		0.00%	0
Declined - Req'd Documentation Missing		0.00%	2	0.00%		0.00%	2
Declined - Multiple Reasons		0.00%		0.00%		0.00%	0
Pending - Multiple Reasons		0.00%		0.00%	7	0.00%	7
Pending - Unknown		0.00%		0.00%		0.00%	0
TRM - MEMBER HAS MEDICAID COVERAGE		0.00%		0.00%		0.00%	0
201808	331	90.19%	13	3.54%	22	5.99%	367
Active Eligible	331	100.00%		0.00%		0.00%	331
Declined - Member Exceeds Asset Level		0.00%		0.00%		0.00%	0
Declined - ACA PREM COST <8% INCOME		0.00%		0.00%		0.00%	0
Declined - Member Exceeds Income Level		0.00%	11	0.00%		0.00%	11
Declined - MEMBER HAS MEDICAID COVERAGE		0.00%	1	0.00%		0.00%	1
Declined - MEMBER HAS OTHER COVERAGE		0.00%		0.00%		0.00%	0
Declined - Req'd Documentation Missing		0.00%	1	0.00%		0.00%	1
Declined - Multiple Reasons		0.00%		0.00%		0.00%	0
Pending - Multiple Reasons		0.00%		0.00%	22	0.00%	22
Pending - Unknown		0.00%		0.00%		0.00%	0
TRM - MEMBER HAS MEDICAID COVERAGE		0.00%		0.00%		0.00%	0
201809	232	77.33%	6	2.00%	62	20.67%	300
Active Eligible	232	100.00%		0.00%		0.00%	232
Declined - Member Exceeds Asset Level		0.00%		0.00%		0.00%	0
Declined - ACA PREM COST <8% INCOME		0.00%		0.00%		0.00%	0
Declined - Member Exceeds Income Level		0.00%	4	0.00%		0.00%	4
Declined - MEMBER HAS MEDICAID COVERAGE		0.00%	2	0.00%		0.00%	2
Declined - MEMBER HAS OTHER COVERAGE		0.00%		0.00%		0.00%	0
Declined - Req'd Documentation Missing		0.00%		0.00%		0.00%	0
Declined - Multiple Reasons		0.00%		0.00%		0.00%	0
Pending - Multiple Reasons		0.00%		0.00%	62	0.00%	62
Pending - Unknown		0.00%		0.00%		0.00%	0
TRM - MEMBER HAS MEDICAID COVERAGE		0.00%		0.00%		0.00%	0

Note that because patients can and do become eligible and/or terminate every day of the month, when reporting by month, the most current status only will be reflected on the monthly reports. If a member is approved but then is denied/termed in the same or subsequent month, the status of denied/termed will be reported and the approved status will be removed.

WVHA Health Card Program Eligibility – by Calendar Month – as of October 1, 2018

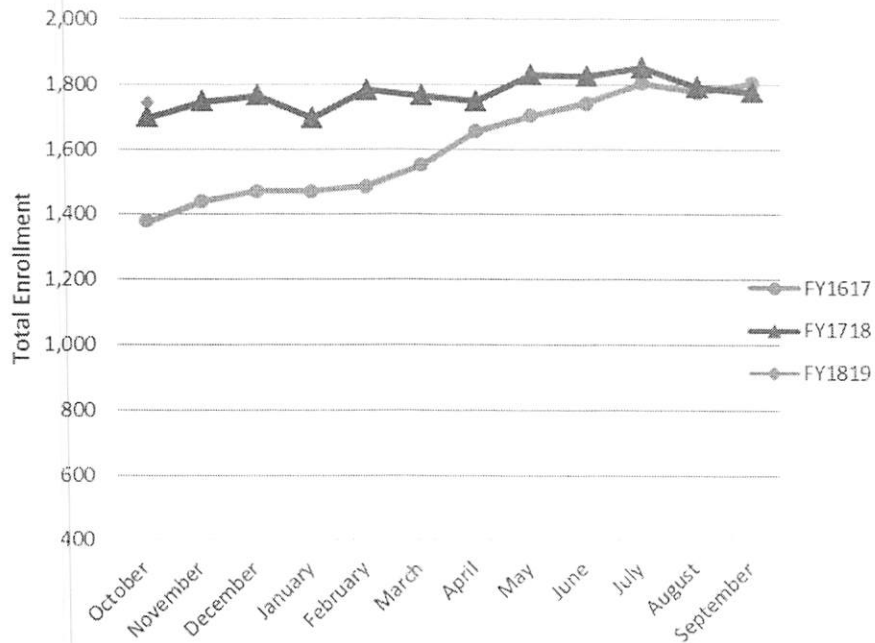


Eligibility reported above reflects eligibility as of the first of each month.

As of October 1, 2018, total program eligibility was 1,744 patients.

WVHA Enrollment by Fiscal Year – as of October 1, 2018

WVHA Enrollment By Fiscal Year	
Month of Fiscal Year	FY1819
October	1,744
November	
December	
January	
February	
March	
April	
May	
June	
July	
August	
September	
Grand Total	1,744



Medical and Prescription Drug Claim Data

Pharmacy Claims by Fiscal Year by Service Month (Month Prescription Filled)

Month	FY1718				
	Drug Costs	Dispensing	Total Costs	Total Rx's Filled	Avg Cost Per Rx
		Fee Less Copayments			
October	\$28,023.60	\$28,242.00	\$56,265.60	3,138	\$17.93
November	\$30,535.76	\$29,013.60	\$59,549.36	3,140	\$18.96
December	\$30,023.30	\$29,937.60	\$59,960.90	3,240	\$18.51
January	\$33,323.55	\$33,504.24	\$66,827.79	3,626	\$18.43
February	\$35,473.99	\$28,080.36	\$63,554.35	3,039	\$20.91
March	\$24,573.77	\$28,847.28	\$53,421.05	3,122	\$17.11
April	\$31,246.34	\$30,214.80	\$61,461.14	3,270	\$18.80
May	\$30,697.99	\$33,125.40	\$63,823.39	3,585	\$17.80
June	\$26,549.76	\$27,267.24	\$53,817.00	2,951	\$18.24
July	\$22,462.34	\$26,324.76	\$48,787.10	2,849	\$17.12
August	\$27,429.06	\$30,464.28	\$57,893.34	3,297	\$17.56
September					
Grand Total	\$320,339.46	\$325,021.56	\$645,361.02	35,257	\$18.30

Combined Medical Costs (as of Claims Payment through 09/30/2018)

Fiscal Year	Hospital	Lab	PCP	Specialty	Facility Physicians	Pharmacy	Total Costs	Member Months	Overall Per Member Per Month (PMPM)	Hospital PMPM	Lab PMPM	PCP PMPM	Specialty PMPM	Pharmacy PMPM
FY1718	\$4,331,827.84	\$404,752.79	\$858,598.43	\$2,591,811.18	\$219,119.20	\$660,053.71	\$9,066,163.15	21,316	\$425.32	\$203.22	\$18.99	\$40.28	\$121.59	\$30.97
October	\$10,389.55	\$35,420.15	\$85,987.32	\$232,914.44	\$0.00	\$78,516.08	\$443,227.54	1,746	\$253.85	\$5.95	\$20.29	\$49.25	\$133.40	\$44.97
November	\$361,649.05	\$29,218.95	\$53,194.52	\$217,766.01	\$61,136.37	\$56,265.60	\$779,230.50	1,764	\$441.74	\$205.02	\$16.56	\$30.16	\$123.45	\$31.90
December	\$705,844.67	\$27,539.17	\$76,332.99	\$261,402.14	\$0.00	\$59,549.36	\$1,130,668.33	1,696	\$666.67	\$416.18	\$16.24	\$45.01	\$154.13	\$35.11
January	\$637,532.80	\$26,904.28	\$67,881.20	\$174,158.48	\$0.00	\$59,960.90	\$966,437.66	1,782	\$542.33	\$357.76	\$15.10	\$38.09	\$97.73	\$33.65
February	\$518,582.95	\$30,585.42	\$78,140.00	\$227,436.74	\$0.00	\$66,827.79	\$921,572.90	1,765	\$522.14	\$293.81	\$17.33	\$44.27	\$128.86	\$37.86
March	\$401,349.57	\$27,713.74	\$62,016.76	\$166,832.58	\$0.00	\$63,554.35	\$721,467.00	1,749	\$412.50	\$229.47	\$15.85	\$35.46	\$95.39	\$36.34
April	\$360,239.19	\$33,173.04	\$70,715.50	\$209,074.16	\$97,588.57	\$53,421.05	\$824,211.51	1,828	\$450.88	\$197.07	\$18.15	\$38.68	\$114.37	\$29.22
May	\$531,118.52	\$54,540.42	\$116,513.00	\$323,132.18	\$60,325.84	\$61,461.14	\$1,147,091.10	1,824	\$628.89	\$291.18	\$29.90	\$63.88	\$177.16	\$33.70
June	\$451,494.40	\$33,901.24	\$67,456.54	\$246,386.22	\$68.42	\$53,817.00	\$853,123.82	1,851	\$460.90	\$243.92	\$18.32	\$36.44	\$133.11	\$29.07
July	\$0.00	\$0.00	\$232.86	\$0.00	\$0.00	\$48,787.10	\$49,019.96	1,791	\$27.37	\$0.00	\$0.00	\$0.13	\$0.00	\$27.24
August	-\$14,911.23	\$43,144.82	\$72,337.46	\$210,124.77	\$0.00	\$57,893.34	\$368,589.16	1,776	\$207.54	-\$8.40	\$24.29	\$40.73	\$118.31	\$32.60
September	\$368,538.37	\$62,611.56	\$107,790.28	\$322,583.46	\$0.00		\$861,523.67	1,744	\$493.99	\$211.32	\$35.90	\$61.81	\$184.97	\$0.00
Grand Total	\$4,331,827.84	\$404,752.79	\$858,598.43	\$2,591,811.18	\$219,119.20	\$660,053.71	\$9,066,163.15	21,316	\$425.32	\$203.22	\$18.99	\$40.28	\$121.59	\$30.97

Medical and pharmacy costs are reported on a paid basis

PCP Encounter Claims by Clinic by Month (as of Claims Payment through 09/30/2018)

Month	FY1718					
	NEFHS Deland	NEFHS Deltona	NEFHS Pierson	NEFHS Stone Street	NEFHS Daytona	Total
October	269	227	232	0	0	728
November	132	161	161	0	0	454
December	185	256	223	0	0	664
January	168	194	202	0	0	564
February	191	247	219	0	0	657
March	118	180	219	0	0	517
April	112	216	256	0	0	584
May	174	266	228	0	0	668
June	160	231	161	0	0	552
July	0	0	0	0	0	0
August	276	336	34	0	12	658
September	440	449	137	0	29	1,055
Grand Total	2,225	2,763	2,072	0	41	7,101

PCP encounter claims are reported on a paid basis

Specialty Care Services by Specialty – Top 25 (September, 2018)

SPECIALTY CARE SERVICES BY SPECIALTY - TOP 25 FOR SEPTEMBER					
Order	SPECIALTY	Unique Patients	Claim Volume	Paid	Cost Per Patient
1	Hematology Oncology	48	157	\$ 66,255.55	\$ 422.01
2	Radiology	497	1141	\$ 38,856.11	\$ 34.05
3	Internal Medicine	63	166	\$ 27,557.91	\$ 166.01
4	Physical & Occupational Therapy	43	182	\$ 18,692.24	\$ 102.70
5	Gastroenterology	81	174	\$ 17,542.46	\$ 100.82
6	Pain Management	67	109	\$ 15,939.30	\$ 146.23
7	Cardiovascular Diseases	62	125	\$ 13,817.59	\$ 110.54
8	Ophthalmology	58	80	\$ 11,986.51	\$ 149.83
9	Surgery Center	58	74	\$ 10,761.50	\$ 145.43
10	Pulmonary Medicine	65	129	\$ 10,421.51	\$ 80.79
11	Orthopedic Surgery	71	106	\$ 10,095.29	\$ 95.24
12	Obstetrics & Gynecology	32	52	\$ 9,365.23	\$ 180.10
13	Neurology	49	81	\$ 7,918.65	\$ 97.76
14	Anesthesiology	55	88	\$ 6,342.64	\$ 72.08
15	Podiatry	34	90	\$ 5,860.00	\$ 65.11
16	Nurse Practitioner	41	67	\$ 5,536.59	\$ 82.64
17	Cardiology	30	41	\$ 5,318.80	\$ 129.73
18	Counselor / Therapist	7	142	\$ 4,088.95	\$ 28.80
19	Social Worker	23	48	\$ 3,549.89	\$ 73.96
20	Urology	24	33	\$ 3,405.15	\$ 103.19
21	Pathology	10	14	\$ 3,353.60	\$ 239.54
22	Infectious Diseases	26	57	\$ 2,938.96	\$ 51.56
23	Optometry	23	28	\$ 2,555.53	\$ 91.27
24	Nephrology	30	65	\$ 2,355.80	\$ 36.24
25	Family Practice	20	30	\$ 2,336.33	\$ 77.88

Previous Items

ID Cards with Healthcard Copay Changes

Per the WVHA board decision to increase the Healthcard copays effective October 1, 2018, we mailed the new ID cards along with the board approved letter insert on September 21, 2018. The new copays along with the new pharmacy location and phone numbers are reflected on the new ID cards.

New Items

WVHA Notice of Renewal with UMR as Successor to POMCO

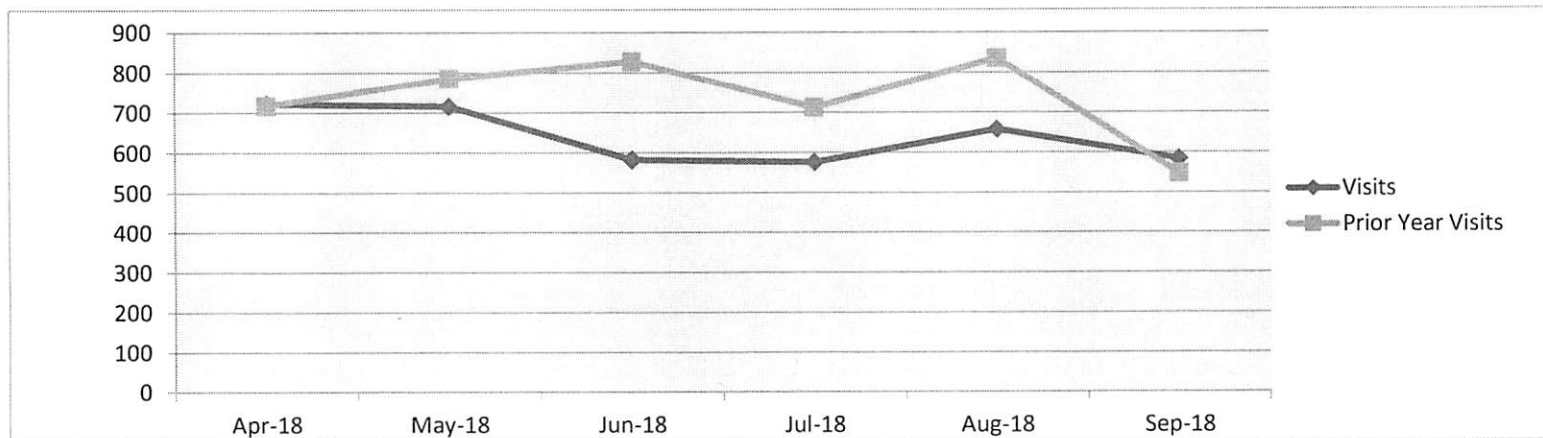
We were happy to be informed of the Board's decision to renew with UMR as the successor to POMCO. We appreciate the opportunity to serve the WVHA Healthcard program into the future.



Northeast Florida Health Services
September-18

Patient Visits

	Apr-18	May-18	Jun-18	Jul-18	Aug-18	Sep-18
Visits	722	716	582	576	658	585
Prior Year Visits	717	785	828	713	835	548

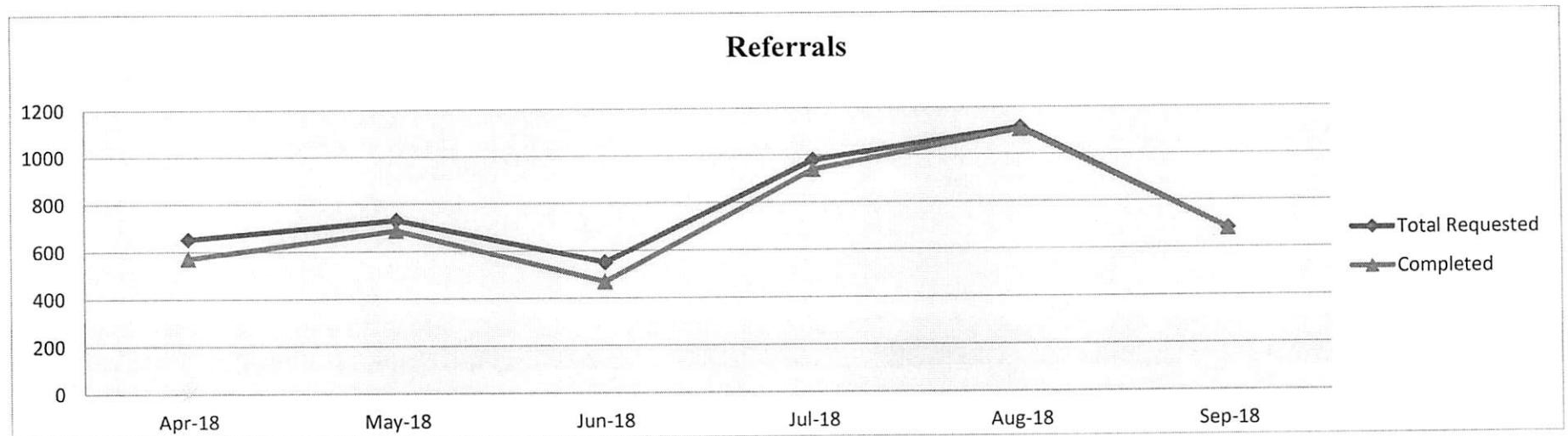


Patient Visits by Location

Location	Apr-18	May-18	Jun-18	Jul-18	Aug-18	Sep-18
Deland Medical	294	303	212	234	282	244
Deltona Medical	360	345	336	249	299	248
Pierson Medical	54	59	21	76	69	84
Daytona	14	9	13	17	8	9
Total	722	716	582	576	658	585

Referrals

	Apr-18	May-18	Jun-18	Jul-18	Aug-18	Sep-18
NEFHS Providers (refer to footnote 1)	229	245	154	266	295	183
Internal Specialty Providers (refer to footnote 2)	424	487	396	712	820	500
Total	653	732	550	978	1115	683
Outstanding NEFHS Providers	32	13	11	3	0	0
Outstanding Int. Speciality Providers	49	31	70	36	8	1
Completed	572	688	469	939	1107	682
Total Requested	653	732	550	978	1115	683



1 NEFHS provider referrals are generated by NEFHS PCP for imaging and durable medical equipment (DME).

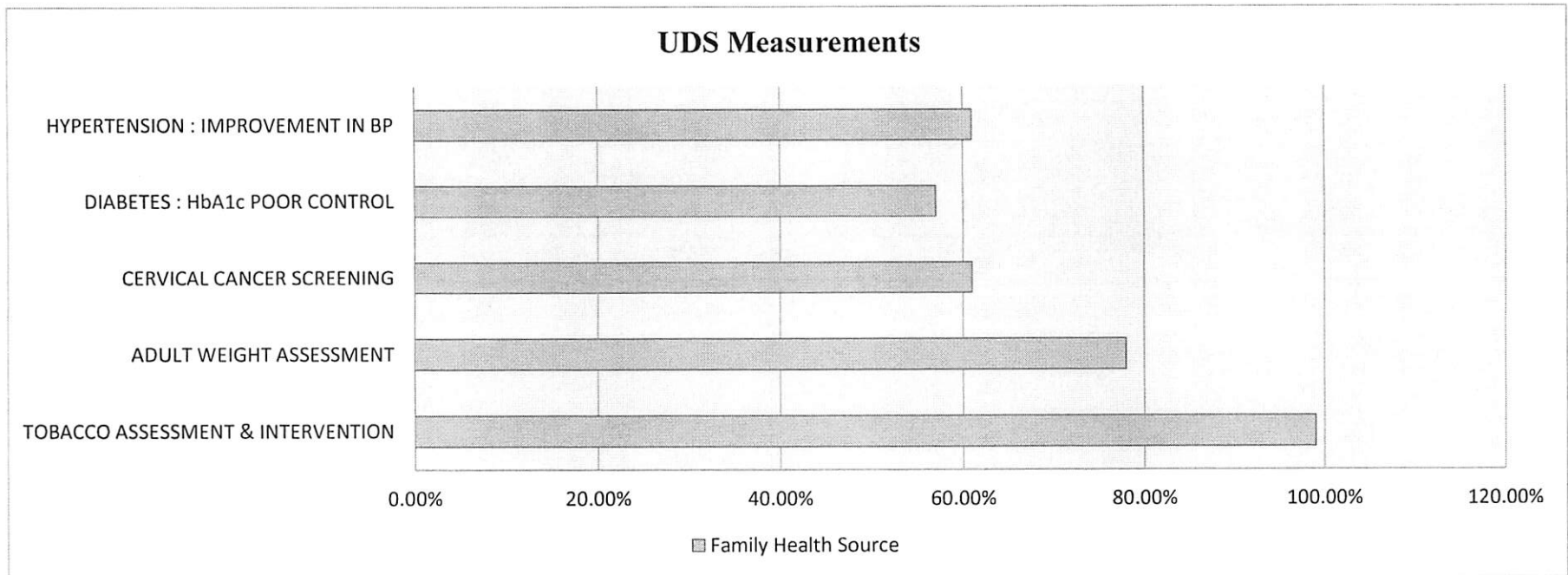
2 Internal specialty provider referrals are generated by NEFHS PCP for consultation with a specialist.

Appointment Times

Location	Provider	Appointments
Daytona	Johnson	Same Day
DeLand	Kodish	Same Day
DeLand	Smith	Same Day
DeLand	Hoblick	Same Day
DeLand	Sanchez	Same Day
DeLand	Vasanji	Same Day
Deltona	Baldassarre	Same Day
Deltona	Rodriguez	Same Day
Deltona	Macalua	Same Day
Deltona	Mancini	Same Day
Pierson	Roberson	Same Day
Pierson	Kessack	Same Day

UDS Measures

Clinical Measures for the month of October 2017	Family Health
TOBACCO ASSESSMENT & INTERVENTION	99.00%
ADULT WEIGHT ASSESSMENT	78.00%
CERVICAL CANCER SCREENING	61.00%
DIABETES : HbA1c POOR CONTROL	57.00%
HYPERTENSION : IMPROVEMENT IN BP	61.00%



WEST VOLUSIA HOSPITAL AUTHORITY
Investment Policy Statement
October 18, 2018

- I. **Purpose:** To provide a policy for the prudent investment of fixed income funds to generate a competitive return.

A. **Investment Guidelines and Policy:** The Commissioners of the West Volusia Hospital Authority, Volusia County Florida (the Authority) sets forth the following investment objectives and parameters for the management of its surplus funds. These policies are designed to ensure the prudent management of the Authority's funds, the availability of funds when needed, and an investment return with comparable funds and financial market indices. This investment policy applies to all surplus cash and investments controlled by the West Volusia Hospital Authority, Volusia County Florida.

B. Investment Objectives

1. ***Safety of Capital*** - the foremost objective is the safety of the principal.
2. ***Liquidity of Capital*** - portfolios are to be designed to provide anticipated cash flow and sufficient liquidity for efficient operations.
3. ***Return on Investments*** - portfolios shall have the objective of attaining fair market returns based on acceptable conservative investment risk.

C. Performance Measurement

1. Benchmarks will be used by the Commission to measure investment returns against other investors with similar conservative investment risk.
2. Performance returns shall be calculated consistent with the Association for Investment Management and Research (AIMR) standards or other nationally recognized methods.

D. Prudence and Ethical Standards

1. ***“Prudent Person Rule”*** – Investments should be made with judgment and care, under circumstances then prevailing, which persons of prudence, discretion and intelligence exercise in the management of their own affairs, not for speculation, but for investment, considering the probable safety of their capital as well as the probable income to be derived from the investment.” This rule shall be applied in the context of managing the overall investment portfolio.
2. Any person, or firm, hired or retained to invest, monitor, or advise concerning these assets shall be held to the higher standard of “Prudent Expert.”

E. Listing of Authorized Investments

1. Direct obligations of the U.S. Government
2. Obligations guaranteed by the U.S. Government as to principal and interest.
3. Time deposits and demand deposit accounts in banks and savings and loan associations that are qualified public depositories as defined in s.280.02 Florida Statutes.
4. Mutual Funds, open end or closed end, which invest in repurchase agreements fully collateralized by such U.S. Government obligations.
5. Repurchase agreements done through a commercial bank or government securities dealer, the underlying collateral of which shall be any U.S. Government security in which the market value is equal to at least 102% of the agreement.

F. Maturity and Liquidity Requirements

1. Average maturity of the investment portfolio should generally not exceed one year but may exceed one year when the risk reward perspective looks attractive within the investment objectives; provided however, the investment portfolio must be structured in such a manner as to provide sufficient liquidity to pay obligations as they come due.
2. The longest maturity of any individual security should not exceed five years.

G. Portfolio Composition

The following are guidelines which represents the maximum percentage of authorized investment holdings in each category.

1. U.S. Treasury Bills/Notes/Bonds	100%
2. Other U.S. Government Agencies	100%
3. Repurchase Agreements	50%
4. Certificates of Deposit	20%

H. Risk and Diversification

Assets shall be diversified to control risk of loss resulting from over concentration.

I. Authorized Investment Institutions and Dealers

1. ***Banks*** – Certificates of deposit will be purchased from Qualified Public Depositories of the State of Florida (QPD) and/or reinvested by the QPD in compliance with Fl. Statute 218.415(23).
2. ***Broker/Dealer Approvals*** - primary dealers, banks, regional investment advisory firms and other recognizable brokerage firms in the general securities business.

J. Third-Party Custodial Agreements

1. Securities shall be held in the name of the Authority
2. Securities transactions involving purchase or sale of securities by transfer of monies or securities must be made on a “delivery v. payment” basis, if applicable, to ensure that the custodian will have the security or money, as appropriate, in hand at the conclusion of the transaction.
3. Securities shall be held in safekeeping by a third party custodial bank or other custodial institution, chartered by the U.S. Government or the State of Florida.
4. Custodian will provide at least quarterly detailed reports.

K. Master Repurchase Agreement - All approved institutions and dealers transacting repurchase agreements shall execute and perform as stated in the Master Repurchase Agreement which is a document widely used by the government and the broker/dealer community.

L. Bid Requirement – Competitive bids for investment counsel and/or investment returns while not required, should be obtained when deemed appropriate by the Commissioners.

**West Volusia Hospital Authority
Investment Policy Statement
October 18, 2018
Page 5 of 5**

- M. Internal Controls** – Proper controls should be established and maintained for investments and shall be reviewed by independent auditors as a part of any financial audit periodically required of the Authority. All transfer or payment of funds from bank of original receipt (operating bank account) shall require signatures of two commissioners. All funds held in investment accounts shall be transferred only to Authority's bank operating account.
- N. Continuing Education** – A Commissioner, if someone is so appointed, or designated investment oversight administrator, shall attend one day of study annually related to investments.
- O. Reporting** – Annually or more often as needed a detailed portfolio report shall be presented by a representative of the investment counsel used for the period being reported.
- P. Written Investment Policies** – the Board will review, update and/or ratify this investment policy on an annual basis at the last regularly scheduled meeting of each calendar year.
- Q. Investment Authority** – the Board may employ an investment manager (counsel), such manager must be registered under the Investment Advisors Act of 1940. The manager will be reviewed and ratified for retaining on an annual basis at the last regularly scheduled meeting of each calendar year.

WEST VOLUSIA HOSPITAL AUTHORITY
DeLand City Hall
120 S. Florida Avenue, DeLand, FL

TENTATIVELY SCHEDULED MEETINGS - 2019

Citizens Advisory Committee Meetings

Tuesdays at 5:15pm

Joint Meetings

Board of Commissioners Meetings

Thursdays at 5:00pm

February 5 - CAC Organizational/Orientation

***Judy Craig**

January 17 - Organizational/Regular

**February 21 (FLA
HOSP/HSCFV/Community Life Center)
(UMR to Attend)**

March 5 – Applicant Workshop *Andy Ferrari

March 21 (TNC/Good Sam/FDOH)

**April 18 – 5 p.m. Joint meeting of WVHA Board and CAC – Preliminary Funding
application review**

May 7 - Discussion/Q&A Meeting *TBD

May 16 (FLA HOSP-SMA/RAAO)

May 21 - Scoring Meeting * TBD

**June 20 – 4 p.m. Primary Care Application Workshop (duration 1 ½ hours)
June 20 – 5:30 p.m. Joint meeting of WVHA Board and CAC–Funding Recommendations**

July (CAC Hiatus)

**July18 (4:00 p.m.) Budget
Workshop Followed by Regular
(THND/Healthy Comm)
(UMR to Attend)**

August (CAC Hiatus)

August 15 (FLA HOSP/HHI/CLSMF)

September (CAC Hiatus)

September 12 – Initial Budget Hearing

**September 26 - Final Budget Hearing/Regular
Meeting**

October (CAC Hiatus)

October 17

November (CAC Hiatus)

November 14 (FLA HOSP)

***WVHA Commissioner to attend CAC Meeting**

**Meetings to be held at DeLand City Hall Commission Chamber 120 S. Florida Avenue, DeLand FL
Meetings to be held at DRT, 1006 N. Woodland Blvd., DeLand, FL**

**West Volusia Hospital Authority
Financial Statements
September 30, 2018**



Dreggors, Rigsby & Teal, P.A.

Advisors for Life

Certified Public Accountants | Registered Investment Advisor

1006 N. Woodland Boulevard ■ DeLand, FL 32720
(386) 734-9441 ■ www.drtcpa.com

James H. Dreggors, CPA
Ann J. Rigsby, CPA/CFP™
Parke S. Teal, CPA/PFS (1954-2011)

Ronald J. Cantlay, CPA/CFP™
Robin C. Lennon, CPA
John A. Powers, CPA

To the Board of Commissioners
West Volusia Hospital Authority
P. O. Box 940
DeLand, FL 32720-0940

Management is responsible for the accompanying balance sheet (modified cash basis) of West Volusia Hospital Authority, as of September 30, 2018 and the related statement of revenues and expenditures - budget and actual (modified cash basis) for the month then ended and year-to-date, in accordance with accounting principles generally accepted in the United States of America. We have performed a compilation engagement in accordance with Statements on Standards for Accounting and Review Services promulgated by the Accounting and Review Services Committee of the AICPA. We did not audit or review the financial statements nor were we required to perform any procedures to verify the accuracy or completeness of the information provided by management. Accordingly, we do not express an opinion, a conclusion, nor provide any form of assurance on these financial statements.

The accompanying supplemental information contained in Schedules I and II is presented for purposes of additional analysis and is not a required part of the basic financial statements. This information is the representation of management. The information was subject to our compilation engagement; however, we have not audited or reviewed the supplementary information and, accordingly, do not express an opinion, a conclusion, nor provide any assurance on such supplementary information.

Management has elected to omit substantially all of the disclosures required by accounting principles generally accepted in the United States of America. If the omitted disclosures were included in the financial statements, they might influence the user's conclusions about the Authority's financial position, results of operations, and cash flows. Accordingly, the financial statements are not designed for those who are not informed about such matters.

We are not independent with respect to West Volusia Hospital Authority.

Dreggors, Rigsby & Teal, P.A.

Dreggors, Rigsby & Teal, P.A.
Certified Public Accountants
DeLand, FL

October 02, 2018

MEMBERS

West Volusia Hospital Authority
Balance Sheet
Modified Cash Basis
September 30, 2018

Assets

Current Assets

Petty Cash	\$ 100.00
Intracoastal Bank - Money Market	5,315,713.59
Intracoastal Bank - Operating	500,659.05
Mainstreet Community Bank - MM	5,070,779.61
Taxes Receivable	92,073.00
Total Current Assets	<u>10,979,325.25</u>

Fixed Assets

Land	145,000.00
Buildings	422,024.71
Building Improvements	350,822.58
Equipment	251.78
Total Fixed Assets	<u>918,099.07</u>
Less Accum. Depreciation	<u>(324,657.93)</u>
Total Net Fixed Assets	<u>593,441.14</u>

Other Assets

Deposits	<u>2,000.00</u>
Total Other Assets	<u>2,000.00</u>
Total Assets	<u><u>11,574,766.39</u></u>

Liabilities and Net Assets

Current Liabilities

Security Deposit	5,110.00
Deferred Revenue	88,660.00
Total Current Liabilities	<u>93,770.00</u>

Net Assets

Unassigned Fund Balance	6,370,928.78
Restricted Fund Balance	208,000.00
Nonspendable Fund Balance	593,441.14
Net Income Excess (Deficit)	4,308,626.47
Total Net Assets	<u>11,480,996.39</u>
Total Liabilities and Net Assets	<u><u>\$ 11,574,766.39</u></u>

West Volusia Hospital Authority
Statement of Revenue and Expenditures
Modified Cash Basis
Budget and Actual
For the 1 Month and 12 Months Ended September 30, 2018

	Annual Budget	Current Period Actual	Year To Date Actual	Budget Balance
Revenue				
Ad Valorem Taxes	19,910,000	6,890	20,090,454	(180,454)
Investment Income	45,000	7,030	67,912	(22,912)
Rental Income	68,304	5,692	68,304	0
Other Income	0	0	203	(203)
Total Revenue	20,023,304	19,612	20,226,873	(203,569)
Healthcare Expenditures				
Adventist Health Systems	5,655,654	368,538	5,618,714	36,940
Northeast Florida Health Services	1,608,362	165,684	1,494,678	113,684
Specialty Care	5,208,000	385,195	2,947,548	2,260,452
County Medicaid Reimbursement	2,250,000	195,966	2,258,770	(8,770)
The House Next Door	120,000	20,884	96,409	23,591
The Neighborhood Center	70,000	7,350	67,925	2,075
Community Life Center Outreach Services	25,000	1,550	18,875	6,125
Rising Against All Odds	235,000	19,675	200,294	34,706
Community Legal Services	76,931	3,954	36,325	40,606
Hispanic Health Initiatives	75,000	2,775	74,225	775
Deltona Firefighters Foun Access to Hlth	75,000	0	661	74,339
Florida Dept of Health Dental Svcs	200,000	1,299	200,000	0
Good Samaritan	79,747	4,593	43,706	36,041
Stewart Marchman - ACT	957,958	113,239	821,182	136,776
Health Start Coalition of Flagler & Volusia	142,362	11,583	136,150	6,212
H C R A	819,612	95,262	228,636	590,976
Other Healthcare Costs	315,047	0	0	315,047
Total Healthcare Expenditures	17,913,673	1,397,547	14,244,098	3,669,575
Other Expenditures				
Advertising	12,000	1,718	5,456	6,544
Annual Independent Audit	15,800	0	15,800	0
Building & Office Costs	6,500	0	4,418	2,082
General Accounting	68,100	3,436	49,944	18,156
General Administrative	65,100	3,130	54,896	10,204
Legal Counsel	70,000	9,600	58,450	11,550
Special Accounting	5,000	0	0	5,000
City of DeLand Tax Increment District	75,000	0	69,746	5,254
Tax Collector & Appraiser Fee	625,740	92	587,595	38,145
TPA Services	718,560	27,250	483,110	235,450
Eligibility / Enrollment	92,170	0	43,134	49,036
Healthy Communities	72,036	5,631	61,842	10,194
Application Screening				
Application Screening - THND	189,742	31,624	173,930	15,812
Application Screening - RAAO	34,005	4,224	29,568	4,437
Application Screening - SMA	2,380	0	5,067	(2,687)
Workers Compensation Claims	25,000	0	26,667	(1,667)
Other Operating Expenditures	32,500	319	4,525	27,975
Total Other Expenditures	2,109,633	87,024	1,674,148	435,485
Total Expenditures	20,023,306	1,484,571	15,918,246	4,105,060
Excess (Deficit)	(2)	(1,464,959)	4,308,627	(4,308,629)

See Accountants' Compilation Report

West Volusia Hospital Authority
Schedule I - Healthcare Expenditures
Modified Cash Basis
Budget and Actual
For the 1 Month and 12 Months Ended September 30, 2018

	Annual Budget	Current Period Actual	Year To Date Actual	Budget Balance
Healthcare Expenditures				
Adventist Health Systems				
Florida Hospital DeLand	2,715,327	131,549	2,810,892	(95,565)
Florida Hospital Fish Memorial	2,715,327	236,989	2,582,822	132,505
Florida Hospital DeLand - Physicians	112,500	0	116,103	(3,603)
Florida Hospital Fish - Physicians	112,500	0	108,897	3,603
Northeast Florida Health Services				
NEFHS - Pharmacy	660,040	57,893	646,084	13,956
NEFHS - Obstetrics	30,000	1,686	33,911	(3,911)
NEFHS - Primary Care	918,322	106,104	814,683	103,639
Specialty Care				
Specialty Care Services	4,700,000	322,583	2,547,136	2,152,864
Laboratory Services	508,000	62,612	400,412	107,588
County Medicaid Reimbursement	2,250,000	195,966	2,258,770	(8,770)
Florida Dept of Health Dental Svcs	200,000	1,299	200,000	0
Good Samaritan				
Good Samaritan Health Clinic	25,000	2,443	22,946	2,054
Good Samaritan Dental Clinic	54,747	2,150	20,760	33,987
Global Healthcare System				
The House Next Door	120,000	20,884	96,409	23,591
The Neighborhood Center	70,000	7,350	67,925	2,075
Community Life Center Outreach Services	25,000	1,550	18,875	6,125
Rising Against All Odds	235,000	19,675	200,294	34,706
Community Legal Services	76,931	3,954	36,325	40,606
Hispanic Health Initiatives	75,000	2,775	74,225	775
Deltona Firefighters Foun Access to Hlth	75,000	0	661	74,339
Stewart Marchman - ACT				
SMA - ARNP Services at THND	7,000	0	2,041	4,959
SMA - Homeless Program	75,958	8,836	67,073	8,885
SMA - Residential Treatment	550,000	64,445	524,573	25,427
SMA - Baker Act - Match	325,000	39,958	227,495	97,505
Health Start Coalition of Flagler & Volusia				
HSCFV - Outreach	73,500	6,503	67,853	5,647
HSCFV - Fam Services	68,862	5,080	68,297	565
HCRA				
H C R A - In County	400,000	59,287	168,979	231,021
H C R A - Outside County	419,612	35,975	59,657	359,955
Other Healthcare Costs	315,047	0	0	315,047
Total Healthcare Expenditures	17,913,673	1,397,546	14,244,098	3,669,575

West Volusia Hospital Authority
Schedule II - Statement of Revenue and Expenditures
Modified Cash Basis
For the 1 Month and 12 Months Ended September 30, 2018 and September 30, 2017

	1 Month Ended September 30, 2018	1 Month Ended September 30, 2017	12 Months Ended September 30, 2018	12 Months Ended September 30, 2017
Revenue				
Ad Valorem Taxes	6,890	(10,329)	20,090,454	12,510,790
Investment Income	7,030	2,486	67,912	53,179
Reimbursement - SDTF	0	0	0	62,860
Rental Income	5,692	5,608	68,304	67,301
Other Income	0	0	203	26,134
Total Revenue	<u>19,612</u>	<u>(2,235)</u>	<u>20,226,873</u>	<u>12,720,264</u>
Healthcare Expenditures				
Adventist Health Systems	368,538	186,565	5,618,714	5,511,218
Northeast Florida Health Services	165,684	246,319	1,494,678	1,507,774
Specialty Care	385,195	281,204	2,947,548	3,467,562
County Medicaid Reimbursement	195,966	185,652	2,258,770	2,015,664
The House Next Door	20,884	8,931	96,409	90,930
The Neighborhood Center	7,350	6,967	67,925	65,783
Community Life Center Outreach Services	1,550	0	18,875	0
Rising Against All Odds	19,675	15,267	200,294	225,206
Community Legal Services	3,954	3,636	36,325	14,349
Hispanic Health Initiatives	2,775	7,325	74,225	67,500
Deltona Firefighters Foun Access to Hlth	0	0	661	0
Florida Dept of Health Dental Svcs	1,299	23,200	200,000	150,802
Good Samaritan	4,593	3,301	43,706	46,271
Global Healthcare System	0	477	0	13,285
Stewart Marchman - ACT	113,239	32,484	821,182	913,688
Health Start Coalition of Flagler & Volusia	11,583	0	136,150	130,019
H C R A	95,262	50,307	228,636	183,793
Total Healthcare Expenditures	<u>1,397,547</u>	<u>1,051,635</u>	<u>14,244,098</u>	<u>14,403,844</u>
Other Expenditures				
Advertising	1,718	328	5,456	107,715
Annual Independent Audit	0	0	15,800	15,500
Building & Office Costs	0	205	4,418	6,033
General Accounting	3,436	7,145	49,944	69,507
General Administrative	3,130	4,935	54,896	57,035
Legal Counsel	9,600	7,160	58,450	61,410
City of DeLand Tax Increment District	0	0	69,746	38,304
Tax Collector & Appraiser Fee	92	52	587,595	409,881
TPA Services	27,250	27,250	483,110	391,558
Eligibility / Enrollment	0	1,869	43,134	6,620
Healthy Communities	5,631	5,640	61,842	61,937
Application Screening				
Application Screening - THND	31,624	11,978	173,930	131,759
Application Screening - RAAO	4,224	1,545	29,568	13,772
Application Screening - SMA	0	0	5,067	0
Workers Compensation Claims	0	0	26,667	19,967

See Accountants' Compilation Report

West Volusia Hospital Authority
Schedule II - Statement of Revenue and Expenditures
Modified Cash Basis

For the 1 Month and 12 Months Ended September 30, 2018 and September 30, 2017

	1 Month Ended September 30, 2018	1 Month Ended September 30, 2017	12 Months Ended September 30, 2018	12 Months Ended September 30, 2017
Other Operating Expenditures	319	185	4,525	1,987
Total Other Expenditures	<u>87,024</u>	<u>68,292</u>	<u>1,674,148</u>	<u>1,392,985</u>
 Total Expenditures	 <u>1,484,571</u>	 <u>1,119,927</u>	 <u>15,918,246</u>	 <u>15,796,829</u>
 Excess (Deficit)	 <u>(1,464,959)</u>	 <u>(1,122,162)</u>	 <u>4,308,627</u>	 <u>(3,076,565)</u>