

West Volusia Hospital Authority
WVHA BOARD OF COMMISSIONERS REGULAR MEETING
August 16, 2018
5:00 p.m.
DeLand City Hall
120 S. Florida Avenue, DeLand, FL

AGENDA

1. Call to Order
2. Opening Observance followed by a moment of silence
3. Approval of Proposed Agenda
4. Consent Agenda
 - A. Approval of Minutes Budget Workshop Meeting July 19, 2018
 - B. Approval of Minutes Regular Meeting July 19, 2018
5. Citizens Comments
6. Reporting Agenda
 - A. UMR July Report – Written Submission
 - B. FQHC Report, Laurie Asbury, CEO, Northeast Florida Health Services, Inc.
d/b/a/ Family Health Source (FHS) July Report
7. Hospital Quarterly Report
 - A. Florida Hospital DeLand – Lorenzo Brown, CEO and/or Kyle Glass,
CFO
 - B. Florida Hospital Fish – Rob Deininger, President and/or Eric
Ostarly, CFO
8. Contractual Utilization Reports to the WVHA Board of Commissioners
 - A. Hispanic Health Initiative, Josephine Mercado, Executive Director
 - B. Community Legal Services of Mid-Florida, Robin Hite, Resource Manager
and Grants Manager
9. Discussion Items
 - A. HealthCard approval Process Proposals
 1. Rising Against All Odds – Prescreening Services
 2. The House Next Door Proposal to approve HealthCard Process
 - B. NEFHS Reduction to primary care funding request for fiscal year 2018-2019
(letter dated 8/8/2018 attached)
 - C. Review Proposed Budget 2018-2019
 - D. Hispanic Health Initiative request for additional funding of \$7,500.00 for fiscal
year 2017-2018
 - E. Communication to WVHA HealthCard population regarding increased
copayment amounts
 - F. Community Life Center – Outreach Services-Site Visit of Third quarter
services not performed due to no invoices submitted since April 2018
(\$1,325.00)
 - G. Follow Up Items
 1. Reducing Federal Poverty Level (FPL) from current WVHA eligibility
criteria at 150% FPL
 2. Quarterly Funding Limit Exhausted-Request for Waiver
 - a. Healthy Start Coalition of Flagler & Volusia first quarter
underfunded-request for reimbursement \$9,313.18 (letter dated
8/6/18 attached)
10. Finance Report
 - A. July Financials
11. Legal Update
12. Commissioner Comments
13. Adjournment

**WEST VOLUSIA HOSPITAL AUTHORITY
WVHA BOARD OF COMMISSIONERS BUDGET WORKSHOP**

DeLand City Hall
120 S. Florida Avenue, DeLand, FL
July 19, 2018
DeLand, Florida
4:00 pm

Those in Attendance:

Commissioner Barb Girtman
Commissioner Kathie D. Shepard
Commissioner Judy Craig
Commissioner Dolores Guzman

Absent:

Commissioner Andy Ferrari

CAC Present:

Voloria Manning
Michael Ray
Elmer Holt
Ann Flowers
Lynn Hoganson

Others Present:

Attorney for the Authority: Theodore Small, Law Office of Theodore W. Small, P.A.
Accountant for the Authority: Ron Cantlay, Dreggors, Rigsby & Teal (DRT)
Administrative Support: Eileen Long, DRT

Call to Order

Chair Andy Ferrari and Commissioner Judy Craig had not arrived to the meeting by 4:00 p.m.

Secretary Kathie Shepard established that there was a quorum with Commissioner Girtman, Commissioner Guzman and herself present and proceeded to call the meeting to order. The meeting took place at DeLand City Hall in the Commission Chamber, located at 120 S. Florida Ave., DeLand, Florida, having been legally noticed in the Daytona Beach News-Journal, a newspaper of general circulation in Volusia County.

Approval of Proposed Agenda

Motion 057 – 2018 Commissioner Girtman motioned to approve the agenda. Commissioner Guzman seconded the motion. The motion passed unanimously by Commissioners Girtman, Commissioner Guzman and Commissioner Shepard.

Citizens Comments

There was one.

Discussion Items

Millage Rate – presentation attached
UMR 2017-2018 Budget Forecast
Funding Applications and amounts requested
CAC Member Elmer Holt response to Board inquiry re: Budget
restrictions (email dated June 28, 2018 attached)

Mr. Ron Cantlay reviewed the rolled-back millage rate presentation at different HealthCard enrollment levels. Mr. Cantlay stressed to the Commissioners that there really are not enough funds in reserves and any unexpended funds can aide in building that long-term funds reserve.

4:09 p.m. Commissioner Guzman announced that she received a message from Chair Ferrari and that he was in the emergency department at Florida Hospital DeLand and would not be in attendance for tonight's meetings.

4:15 p.m. Commissioner Judy Craig arrived to the meeting. Commissioner Shepard passed the gavel to Vice-Chair Craig.

There was much Board discussion and consent to consider establishing a millage rate slightly higher than the rolled-back rate, with the hope of ultimately adopting the rolled-back rate. Further, there was Board discussion and consent to hold funding at last year's funding limits or closer to last year's funding limits rather than implementing any increases in funding.

CAC Member Elmer Holt addressed the Board explaining that it was a real struggle to assess and make funding recommendations for the WVHA applications for funding, where roughly 4 agencies requested funding increases from 40% up to 120%.

Vice-Chair Craig stated that she was opposed to adopting anything higher than the rolled-back rate.

Commissioner Comments

There was further Board discussion and recommendation that the WVHA funded agencies who rely entirely on WVHA funding need to try and find other sources of funding in addition to the WVHA.

Mr. Cantlay reminded the Board that if they adopted a rate higher than the rolled-back rate it will be published as a preliminary tax increase.

The Board reconsidered and consented that they would adopt the rolled-back rate and keep funding levels at or near the levels of funding during fiscal year 2017-2018.

There being no further business to come before the Board, the meeting was adjourned.

Adjournment

Judy Craig, Vice-Chair

**WEST VOLUSIA HOSPITAL AUTHORITY
WVHA BOARD OF COMMISSIONERS REGULAR MEETING**

DeLand City Hall
120 S. Florida Avenue, DeLand, FL
July 19, 2018
DeLand, Florida
5:15 pm

Those in Attendance:

Commissioner Barb Girtman
Commissioner Kathie D. Shepard
Commissioner Judy Craig
Commissioner Dolores Guzman

Absent:

Commissioner Andy Ferrari

CAC Present:

Voloria Manning
Michael Ray
Elmer Holt
Ann Flowers
Lynn Hoganson

Others Present:

Attorney for the Authority: Ted Small, Law Office of Theodore W. Small, P.A.
Accountant for the Authority: Ron Cantlay, Dreggors, Rigsby & Teal (DRT)
Administrative Support: Eileen Long, DRT

Call to Order

Vice-Chair Craig called the meeting to order. The meeting took place at Deland City Hall Commission Chamber, 120 S. Florida Avenue, DeLand, Florida, having been legally noticed in the Daytona Beach News-Journal, a newspaper of general circulation in Volusia County. Vice-Chair Craig opened the meeting with a moment of silence followed by the Pledge of Allegiance.

Approval of Proposed Agenda

There was an amended agenda presented to the Commissioners and general public with amendments to Discussion Items 9. C. D. H. I. and J.

Motion 058 – 2018 Commissioner Guzman motioned to approve the amended agenda Discussion Items 9. C. D. H. I. and J. Commissioner Shepard seconded the motion to approve the amended agenda. The motion passed unanimously.

Consent Agenda

**Approval of Minutes – June 21, 2018 Primary Care Application/RFP for HealthCard
Approval Process Workshop
- June 21, 2018 Joint Meeting with the CAC**

Motion 059 - 2018 Commissioner Girtman motioned to approve the Consent Agenda. Commissioner Shepard seconded the motion. The motion passed unanimously.

Citizens Comments

There was one.

Citizens Advisory Committee (CAC) – Voloria Manning, Chair

Reporting Agenda

- **POMCO/UMR June 2018 Report – Shawn Jacobs, Strategic Account Executive**

Mr. Shawn Jacobs, Strategic Account Executive, UMR addressed the Board and introduced Donna Lupo, Strategic Account Executive, who works out of UMR's Tampa office and will be taking over as the Strategic Account Executive for the WVHA.

Mr. Jacobs continued by reminding the Board that UMR recommended stalling the implementation of the newly Board approved increased copayment amounts until the beginning of the WVHA new fiscal year on October 1, 2018. He stated that UMR would gladly mail out those notifications; however, UMR wanted the content of that communication to come from the WVHA Board.

Mr. Jacobs brought the Board up to date with the migration from POMCO to UMR and stated that this migration is now complete.

- **FQHC Report - Laurie Asbury, CEO**
 - **Northeast Florida Health Services, Inc. d/b/a Family Health Source (FHS) June Report**

Commissioner Girtman asked Ms. Asbury how NEFHS would be impacted and the WVHA HealthCard members if the Board held their funding at last year's levels?

Ms. Asbury responded that the services will not be denied to any WVHA HealthCard members. Further, NEFHS would like to reduce their primary care rate of reimbursement even lower than the requested Medicaid rate of reimbursement. She asked the Board if NEFHS could adjust their request for funding to reduce the primary care fee for service rate and asked how the Board would like for NEFHS to proceed with this, in an attempt to be a good partner and as concerned tax payers.

There was Board consent, gratitude and direction that Ms. Asbury should edit the original NEFHS WVHA Application for Funding and deliver it to DRT in time for the next Board Meeting of August 16, 2018.

Ms. Long asked Ms. Asbury if she could deliver the revised WVHA Application for Funding by noon on Tuesday, August 7, 2018.

Ms. Asbury confirmed that they would.

Contractual Utilization Reports to the WVHA Board of Commissioners

- **Healthy Communities Outreach Program Steve Parris, Community Health Manager**

Mr. Steve Parris addressed the Board and provided Healthy Communities utilization report for the current fiscal year (attached).

- **The House Next Door (THND) Gail Hallmon, Operations Director**

Ms. Gail Hallmon addressed the Board and provided The House Next Door's contractual utilization report for this current fiscal year (attached).

Discussion Items

CAC Applicant Jenneffer Pulapaka (application attached)

Motion 060 – 2018 Commissioner Girtman motioned to appoint Jenneffer Pulapaka to the CAC as Commissioner Ferrari's appointee. Commissioner Guzman seconded the motion. The motion passed unanimously.

Proposed Millage Rate

Mr. Cantlay displayed the proposed budget as was discussed during the Budget Workshop.

Motion 061 – 2018 Commissioner Shepard motioned to adopt the rolled-back millage rate of 2.1751 to generate \$20,319,968.00 in revenues and to adopt Resolution 2018-001. Commissioner Girtman seconded the motion.

Roll Call:

Commissioner Craig	Yes
Commissioner Guzman	Yes
Commissioner Ferrari	Absent
Commissioner Girtman	Yes
Commissioner Shepard	Yes

The Resolution was adopted by a 4-0-1 vote.

Hispanic Health Initiative Request for increased funding \$15,000.00 for FY 2017-2018

This matter died for lack of a motion.

Hispanic Health Initiative 17th "Festival de la Familia" Health Fair August 11, 2018

Commissioner Guzman asked Ms. Josephine Mercado, Executive Director, Hispanic Health Initiative if this was a fund raiser for her organization?

Ms. Mercado responded yes.

Motion 062 – 2018 Commissioner Guzman motioned to approve \$800.00 for the Hispanic Health Initiative 17th “Festival de la Familia” Health Fair and public awareness campaign. Commissioner Girtman seconded the motion. The motion passed unanimously.

WVHA Tentatively Scheduled Meetings 2018 (attached)

Ms. Long explained that the Initial Budget Hearing of Thursday, September 13, 2018 will be followed by the Special Meeting for the RFP for TPA services, this meeting will be held at DeLand City Hall, 120 S. Florida Avenue, DeLand FL. The Initial Budget Hearing will commence at 5:05 p.m. The Final Budget Hearing will be followed by the Regular Meeting on Thursday, September 27, 2018 and this meeting will be held at the DeLand Police Department in the Community Room, located at 219 W. Howry Avenue, DeLand FL. The Final Budget Hearing will commence at 5:05 p.m.

Motion 063 – 2018 Commissioner Shepard motioned to accept the WVHA Tentatively Scheduled Meetings 2018 as presented. Commissioner Guzman seconded the motion. The motion passed unanimously.

Third Party Administrator (TPA) RFP (draft)

List of online search for TPA’s

Special Meeting to commence at the conclusion of the Initial Budget Hearing of Thursday, September 13, 2018

Motion 064 – 2018 Commissioner Guzman motioned to approve the draft of the TPA RFP as amended and presented. Commissioner Shepard seconded the motion.

Mr. Small stated that the list of TPA’s that were found online were a good starting point, but he encouraged the Board not to limit the distribution to just that list. He further cautioned the Board not to engage in any direct discussions with any potential RFP bidders, as all communications need to go through DRT.

The motion passed unanimously.

Site Visits 2017-2018 – DRT Engagement Letter (attached)

Florida Department of Health – Dental Services

Rising Against All Odds – Outreach/HIV/Aids Counseling

Stewart-Marchman-Act (SMA) ARNP @ THND

SMA – Homeless Program

The House Next Door (THND) – Therapeutic Services

The Neighborhood Center (TNC) – Outreach Services

Community Legal Services of Mid-Florida

Hispanic Health Initiative

Motion 065 – 2018 Commissioner Girtman motioned to accept the DRT Engagement Letter for Site Visits 2017-2018. Commissioner Guzman seconded the motion. The motion passed unanimously.

Reducing Federal Poverty Level (FPL) from current WVHA eligibility criteria at 150% FPL

There was Board discussion in regards to possibly reducing the current FPL level from 150% of FPL to a lower percentage, possibly 145% or 140% and how that could impact the WVHA Budget. The Board asked Ms. Gail Hallmon, THND if this was something that she could track over the next few months?

Ms. Gail Hallmon explained that this was not data that was currently being captured by THND but she stated that she could make a commitment tonight to at least capture one category at 145% of FPL.

Subrogation Settlement

Motion 066 – 2018 Commissioner Shepard motioned to accept the subrogation settlement amount of \$795.14. Commissioner Girtman seconded the motion. The motion passed unanimously.

Follow Up Items

There were none.

Financial Report

Mr. Ron Cantlay, DRT reviewed for the Board the June financial statements (see attached).

Motion 067 - 2018 Commissioner Girtman motioned to pay bills totaling \$2,180,400.53 (See attached). Commissioner Shepard seconded the motion. The motion passed unanimously.

Legal Update


Mr. Theodore Small submitted his legal update memorandum dated July 10, 2018 (See attached).

Commissioner Comments

There being no further business to come before the Board, the meeting was adjourned.

Adjournment

Judy Craig, Vice-Chair



UMR

August 16, 2018

Submission Report for WVHA Board Members

Table of Contents

Enrollment Processing	3
Applications Processed by Fiscal Year for the Period of 10/1/2017 to Present	3
Applications Processed by Fiscal Year – Approval Percentage	3
Enrollment Applications – Denial Summary Report	4
WVHA Health Card Program Eligibility – by Calendar Month – as of August 1, 2018	7
WVHA Enrollment by Fiscal Year – as of August 1, 2018	7
Medical and Prescription Drug Claim Data	8
Pharmacy Claims by Fiscal Year by Service Month (Month Prescription Filled)	8
Combined Medical Costs (as of Claims Payment through 07/31/2018)	9
Specialty Care Services by Specialty – Top 25 (July, 2018)	11
New Items	12
July 2018 Reporting Data	12

Enrollment Processing

Applications Processed by Fiscal Year for the Period of 10/1/2017 to Present

Applications Processed 10/01/2017 - Present

FiscalYr	Month Received	APPROVED	DENIED	PENDING	Grand Total	Approval Percentage
FY1718	201710	288	35	0	323	89.16%
	201711	259	36	0	295	87.80%
	201712	348	22	0	370	94.05%
	201801	343	40	0	383	89.56%
	201802	321	49	0	370	86.76%
	201803	335	39	0	374	89.57%
	201804	295	37	0	332	88.86%
	201805	299	21	8	328	91.16%
	201806	272	11	13	296	91.89%
	201807	193	6	22	221	87.33%
	201808					
	201809					
Grand Total		2958	296	43	3292	89.70%

Fiscal Year	Applications Processed	Average Approval Percentage
FY1516	2670	82.28%
FY1617	3963	86.60%
FY1718	3292	89.70%
Based on Fiscal year		

Applications Processed by Fiscal Year – Approval Percentage

Enrollment Applications – Denial Summary Report

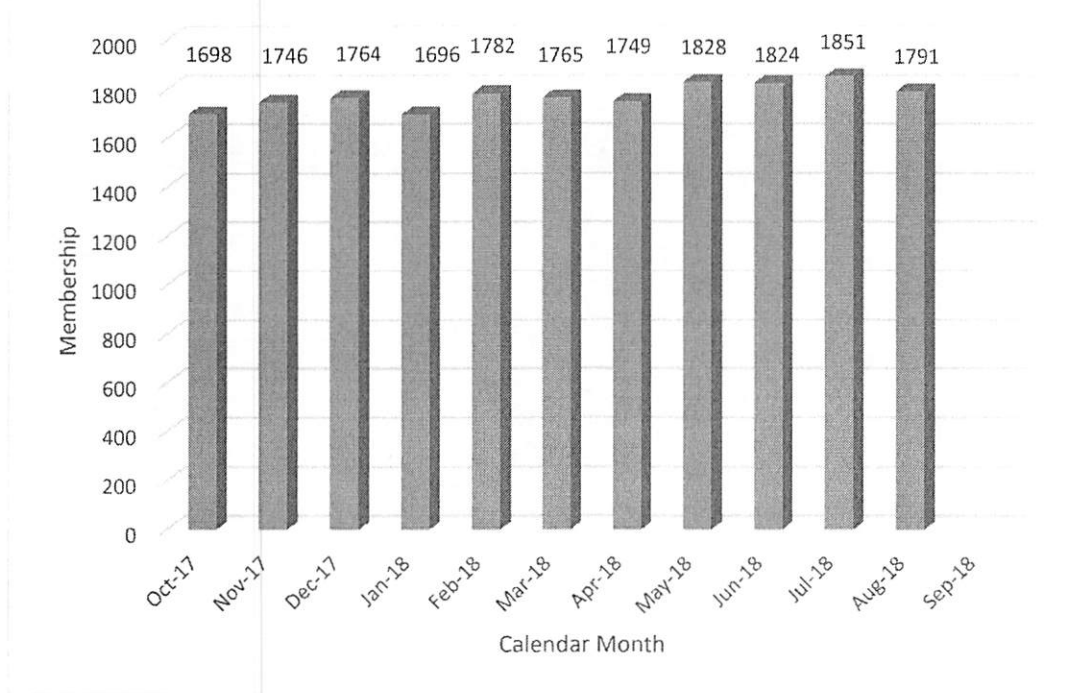
Period	Approved		Denied		Pending		Total
	Apps	Pctg	Apps	Pctg	Apps	Pctg	
FY1718	2953	89.70%	296	8.99%	43	1.31%	3292
201710	288	89.16%	35	10.84%	0	0.00%	323
Active Eligible	288	100.00%		0.00%		0.00%	288
Declined - Member Exceeds Asset Level		0.00%		0.00%		0.00%	0
Declined - ACA PREM COST <8% INCOME		0.00%		0.00%		0.00%	0
Declined - Member Exceeds Income Level		0.00%	5	0.00%		0.00%	5
Declined - MEMBER HAS MEDICAID COVERAGE		0.00%	2	0.00%		0.00%	2
Declined - MEMBER HAS OTHER COVERAGE		0.00%	1	0.00%		0.00%	1
Declined - Req'd Documentation Missing		0.00%	26	0.00%		0.00%	26
Declined- Member Request		0.00%	1	0.00%		0.00%	1
Declined - Multiple Reasons		0.00%		0.00%		0.00%	0
Pending - Multiple Reasons		0.00%		0.00%		0.00%	0
Pending - Unknown		0.00%		0.00%		0.00%	0
TRM - MEMBER HAS MEDICAID COVERAGE		0.00%		0.00%		0.00%	0
201711	259	87.80%	36	12.20%	0	0.00%	295
Active Eligible	259	100.00%		0.00%		0.00%	259
Declined - Member Exceeds Asset Level		0.00%		0.00%		0.00%	0
Declined - ACA PREM COST <8% INCOME		0.00%		0.00%		0.00%	0
Declined - Member Exceeds Income Level		0.00%	13	0.00%		0.00%	13
Declined - MEMBER HAS MEDICAID COVERAGE		0.00%	3	0.00%		0.00%	3
Declined - MEMBER HAS OTHER COVERAGE		0.00%	1	0.00%		0.00%	1
Declined - Req'd Documentation Missing		0.00%	15	0.00%		0.00%	15
Declined - Multiple Reasons		0.00%	2	0.00%		0.00%	2
Pending - Multiple Reasons		0.00%		0.00%		0.00%	0
Pending - Unknown		0.00%		0.00%		0.00%	0
TRM - MEMBER HAS MEDICAID COVERAGE		0.00%	2	0.00%		0.00%	2
201712	348	94.05%	22	5.95%	0	0.00%	370
Active Eligible	348	100.00%		0.00%		0.00%	348
Declined - Member Exceeds Asset Level		0.00%		0.00%		0.00%	0
Declined - ACA PREM COST <8% INCOME		0.00%		0.00%		0.00%	0
Declined - Member Exceeds Income Level		0.00%	4	0.00%		0.00%	4
Declined - MEMBER HAS MEDICAID COVERAGE		0.00%		0.00%		0.00%	0
Declined - MEMBER HAS OTHER COVERAGE		0.00%		0.00%		0.00%	0
Declined - Req'd Documentation Missing		0.00%	15	0.00%		0.00%	15
Declined - Multiple Reasons		0.00%	2	0.00%		0.00%	2
Pending - Multiple Reasons		0.00%		0.00%		0.00%	0
Pending - Unknown		0.00%	1	0.00%		0.00%	1
TRM - MEMBER HAS MEDICAID COVERAGE		0.00%		0.00%		0.00%	0
201801	343	89.56%	40	10.44%	0	0.00%	383
Active Eligible	343	100.00%		0.00%		0.00%	343
Declined - Member Exceeds Asset Level		0.00%		0.00%		0.00%	0
Declined - ACA PREM COST <8% INCOME		0.00%		0.00%		0.00%	0
Declined - Member Exceeds Income Level		0.00%	3	0.00%		0.00%	3
Declined - MEMBER HAS MEDICAID COVERAGE		0.00%	1	0.00%		0.00%	1
Declined - MEMBER HAS OTHER COVERAGE		0.00%	1	0.00%		0.00%	1
Declined - Req'd Documentation Missing		0.00%	32	0.00%		0.00%	32
Declined - Multiple Reasons		0.00%	2	0.00%		0.00%	2
Pending - Multiple Reasons		0.00%		0.00%		0.00%	0
Pending - Unknown		0.00%		0.00%		0.00%	0
TRM - MEMBER HAS MEDICAID COVERAGE		0.00%	1	0.00%		0.00%	1

201802	321	86.76%	49	13.24%	0	0.00%	370
Active Eligible	321	100.00%		0.00%		0.00%	321
Declined - Member Exceeds Asset Level		0.00%		0.00%		0.00%	0
Declined - ACA PREM COST <8% INCOME		0.00%		0.00%		0.00%	0
Declined - Member Exceeds Income Level		0.00%	15	0.00%		0.00%	15
Declined - MEMBER HAS MEDICAID COVERAGE		0.00%	1	0.00%		0.00%	1
Declined - MEMBER HAS OTHER COVERAGE		0.00%		0.00%		0.00%	0
Declined - Req'd Documentation Missing		0.00%	30	0.00%		0.00%	30
Declined - Multiple Reasons		0.00%	2	0.00%		0.00%	2
Pending - Multiple Reasons		0.00%		0.00%		0.00%	0
Pending - Unknown		0.00%		0.00%		0.00%	0
TRM - MEMBER HAS MEDICAID COVERAGE		0.00%	1	0.00%		0.00%	1
201803	335	89.57%	39	10.43%	0	0.81%	374
Active Eligible	335	100.00%		0.00%		0.00%	335
Declined - Member Exceeds Asset Level		0.00%		0.00%		0.00%	0
Declined - ACA PREM COST <8% INCOME		0.00%		0.00%		0.00%	0
Declined - Member Exceeds Income Level		0.00%	12	0.00%		0.00%	12
Declined - MEMBER HAS MEDICAID COVERAGE		0.00%	5	0.00%		0.00%	5
Declined - MEMBER HAS OTHER COVERAGE		0.00%	1	0.00%		0.00%	1
Declined - Req'd Documentation Missing		0.00%	20	0.00%		0.00%	20
Declined - Multiple Reasons		0.00%		0.00%		0.00%	0
Pending - Multiple Reasons		0.00%		0.00%		0.00%	0
Pending - Unknown		0.00%		0.00%		0.00%	0
TRM - MEMBER HAS MEDICAID COVERAGE		0.00%	1	0.00%		0.00%	1
201804	295	88.86%	37	11.14%		0.00%	332
Active Eligible	295	100.00%		0.00%		0.00%	295
Declined - Member Exceeds Asset Level		0.00%		0.00%		0.00%	0
Declined - ACA PREM COST <8% INCOME		0.00%		0.00%		0.00%	0
Declined - Member Exceeds Income Level		0.00%	12	0.00%		0.00%	12
Declined - MEMBER HAS MEDICAID COVERAGE		0.00%		0.00%		0.00%	0
Declined - MEMBER HAS OTHER COVERAGE		0.00%	2	0.00%		0.00%	2
Declined - Req'd Documentation Missing		0.00%	23	0.00%		0.00%	23
Declined - Multiple Reasons		0.00%		0.00%		0.00%	0
Pending - Multiple Reasons		0.00%		0.00%		0.00%	0
Pending - Unknown		0.00%		0.00%		0.00%	0
TRM - MEMBER HAS MEDICAID COVERAGE		0.00%		0.00%		0.00%	0
201805	299	91.16%	21	6.40%	8	2.44%	328
Active Eligible	299	100.00%		0.00%		0.00%	299
Declined - Member Exceeds Asset Level		0.00%		0.00%		0.00%	0
Declined - ACA PREM COST <8% INCOME		0.00%		0.00%		0.00%	0
Declined - Member Exceeds Income Level		0.00%	11	0.00%		0.00%	11
Declined - MEMBER HAS MEDICAID COVERAGE		0.00%		0.00%		0.00%	0
Declined - MEMBER HAS OTHER COVERAGE		0.00%		0.00%		0.00%	0
Declined - Req'd Documentation Missing		0.00%	10	0.00%		0.00%	10
Declined - Multiple Reasons		0.00%		0.00%		0.00%	0
Pending - Multiple Reasons		0.00%		0.00%	8	0.00%	8
Pending - Unknown		0.00%		0.00%		0.00%	0
TRM - MEMBER HAS MEDICAID COVERAGE		0.00%		0.00%		0.00%	0

201806	272	91.89%	11	3.72%	13	4.39%	296
Active Eligible	272	100.00%		0.00%		0.00%	272
Dedlined - Member Exceeds Asset Level		0.00%	2	0.00%		0.00%	2
Dedlined - ACA PREM COST <8% INCOME		0.00%		0.00%		0.00%	0
Dedlined - Member Exceeds Income Level		0.00%	6	0.00%		0.00%	6
Dedlined - MEMBER HAS MEDICAID COVERAGE		0.00%	3	0.00%		0.00%	3
Dedlined - MEMBER HAS OTHER COVERAGE		0.00%		0.00%		0.00%	0
Dedlined - Req'd Documentation Missing		0.00%		0.00%		0.00%	0
Dedlined - Multiple Reasons		0.00%		0.00%		0.00%	0
Pending - Multiple Reasons		0.00%		0.00%	13	0.00%	13
Pending - Unknown		0.00%		0.00%		0.00%	0
TRM - MEMBER HAS MEDICAID COVERAGE		0.00%		0.00%		0.00%	0
201807	193	87.33%	6	2.71%	22	9.95%	221
Active Eligible	193	100.00%		0.00%		0.00%	193
Dedlined - Member Exceeds Asset Level		0.00%		0.00%		0.00%	0
Dedlined - ACA PREM COST <8% INCOME		0.00%		0.00%		0.00%	0
Dedlined - Member Exceeds Income Level		0.00%	6	0.00%		0.00%	6
Dedlined - MEMBER HAS MEDICAID COVERAGE		0.00%		0.00%		0.00%	0
Dedlined - MEMBER HAS OTHER COVERAGE		0.00%		0.00%		0.00%	0
Dedlined - Req'd Documentation Missing		0.00%		0.00%		0.00%	0
Dedlined - Multiple Reasons		0.00%		0.00%		0.00%	0
Pending - Multiple Reasons		0.00%		0.00%	22	0.00%	22
Pending - Unknown		0.00%		0.00%		0.00%	0
TRM - MEMBER HAS MEDICAID COVERAGE		0.00%		0.00%		0.00%	0

Note that because patients can and do become eligible and/or terminate every day of the month, when reporting by month, the most current status only will be reflected on the monthly reports. If a member is approved but then is denied/termed in the same or subsequent month, the status of denied/termed will be reported and the approved status will be removed.

WVHA Health Card Program Eligibility – by Calendar Month – as of August 1, 2018

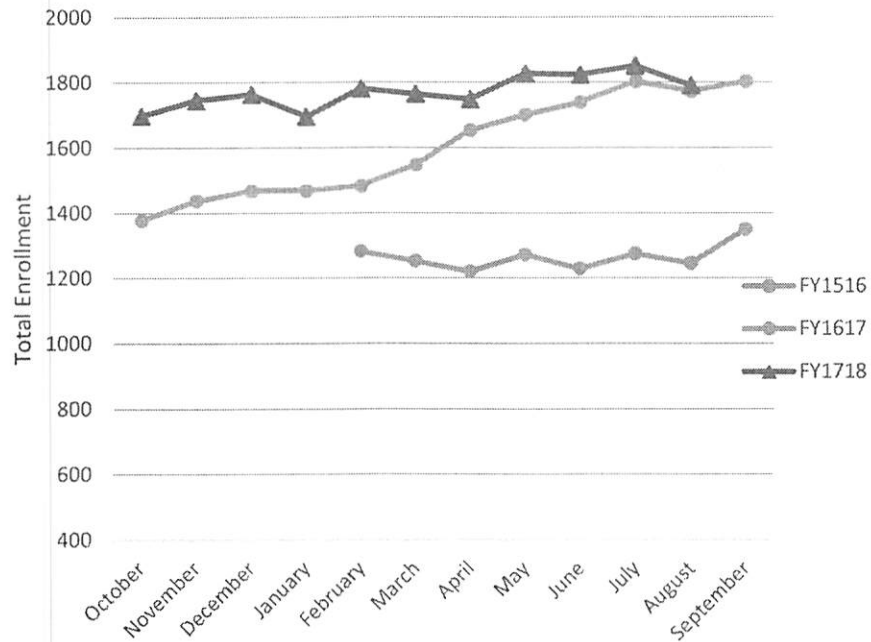


Eligibility reported above reflects eligibility as of the first of each month.

As of August 1, 2018, total program eligibility was 1,791 patients.

WVHA Enrollment by Fiscal Year – as of August 1, 2018

WVHA Enrollment By Fiscal Year	
Month of Fiscal Year	FY1718
October	1,698
November	1,746
December	1,764
January	1,696
February	1,782
March	1,765
April	1,749
May	1,828
June	1,824
July	1,851
August	1,791
September	
Grand Total	19,494



Medical and Prescription Drug Claim Data

Pharmacy Claims by Fiscal Year by Service Month (Month Prescription Filled)

Month	FY1718				
	Drug Costs	Dispensing Fee Less Copayments	Total Costs	Total Rx's Filled	Avg Cost Per Rx
October	\$28,023.60	\$28,242.00	\$56,265.60	3,138	\$17.93
November	\$30,535.76	\$29,013.60	\$59,549.36	3,140	\$18.96
December	\$30,023.30	\$29,937.60	\$59,960.90	3,240	\$18.51
January	\$33,323.55	\$33,504.24	\$66,827.79	3,626	\$18.43
February	\$35,473.99	\$28,080.36	\$63,554.35	3,039	\$20.91
March	\$24,573.77	\$28,847.28	\$53,421.05	3,122	\$17.11
April	\$31,246.34	\$30,214.80	\$61,461.14	3,270	\$18.80
May	\$30,697.99	\$33,125.40	\$63,823.39	3,585	\$17.80
June	\$26,549.76	\$27,267.24	\$53,817.00	2,951	\$18.24
July					
August					
September					
Grand Total	\$270,448.06	\$268,232.52	\$538,680.58	29,111	\$18.50

Combined Medical Costs (as of Claims Payment through 07/31/2018)

Fiscal Year	Hospital	Lab	PCP	Specialty	Facility Physicians	Pharmacy	Total Costs	Member Months	Overall Per Member Per Month (PMPM)	Hospital PMPM	Lab PMPM	PCP PMPM	Specialty PMPM	Pharmacy PMPM
FY1718	\$3,978,200.70	\$298,996.41	\$678,470.69	\$2,059,102.95	\$219,119.20	\$553,373.27	\$7,787,263.22	17,796	\$437.59	\$223.54	\$16.80	\$38.12	\$115.71	\$31.10
October	\$10,389.55	\$35,420.15	\$85,987.32	\$232,914.44	\$0.00	\$78,516.08	\$443,227.54	1,746	\$253.85	\$5.95	\$20.29	\$49.25	\$133.40	\$44.97
November	\$361,649.05	\$29,218.95	\$53,194.52	\$217,766.01	\$61,136.37	\$56,265.60	\$779,230.50	1,764	\$441.74	\$205.02	\$16.56	\$30.16	\$123.45	\$31.90
December	\$705,844.67	\$27,539.17	\$76,332.99	\$261,402.14	\$0.00	\$59,549.36	\$1,130,668.33	1,696	\$666.67	\$416.18	\$16.24	\$45.01	\$154.13	\$35.11
January	\$637,532.80	\$26,904.28	\$67,881.20	\$174,158.48	\$0.00	\$59,960.90	\$966,437.66	1,782	\$542.33	\$357.76	\$15.10	\$38.09	\$97.73	\$33.65
February	\$518,582.95	\$30,585.42	\$78,140.00	\$227,436.74	\$0.00	\$66,827.79	\$921,572.90	1,765	\$522.14	\$293.81	\$17.33	\$44.27	\$128.86	\$37.86
March	\$401,349.57	\$27,713.74	\$62,016.76	\$166,832.58	\$0.00	\$63,554.35	\$721,467.00	1,749	\$412.50	\$229.47	\$15.85	\$35.46	\$95.39	\$36.34
April	\$360,239.19	\$33,173.04	\$70,715.50	\$209,074.16	\$97,588.57	\$53,421.05	\$824,211.51	1,828	\$450.88	\$197.07	\$18.15	\$38.68	\$114.37	\$29.22
May	\$531,118.52	\$54,540.42	\$116,513.00	\$323,132.18	\$60,325.84	\$61,461.14	\$1,147,091.10	1,824	\$628.89	\$291.18	\$29.90	\$63.88	\$177.16	\$33.70
June	\$451,494.40	\$33,901.24	\$67,456.54	\$246,386.22	\$68.42	\$53,817.00	\$853,123.82	1,851	\$460.90	\$243.92	\$18.32	\$36.44	\$133.11	\$29.07
July	\$0.00	\$0.00	\$232.86	\$0.00	\$0.00		\$232.86	1,791	\$0.13	\$0.00	\$0.00	\$0.13	\$0.00	\$0.00
August														
September														
Grand Total	\$3,978,200.70	\$298,996.41	\$678,470.69	\$2,059,102.95	\$219,119.20	\$553,373.27	\$7,787,263.22	\$17,796.00	\$437.59	\$223.54	\$16.80	\$38.12	\$115.71	\$31.10

Medical and pharmacy costs are reported on a paid basis

PCP Encounter Claims by Clinic by Month (as of Claims Payment through 07/31/2018)

Month	FY1718					
	NEFHS Deland	NEFHS Deltona	NEFHS Pierson	NEFHS Stone Street	NEFHS Daytona	Total
October	269	227	232	0	0	728
November	132	161	161	0	0	454
December	185	256	223	0	0	664
January	168	194	202	0	0	564
February	191	247	219	0	0	657
March	118	180	219	0	0	517
April	112	216	256	0	0	584
May	174	266	228	0	0	668
June	160	231	161	0	0	552
July	0	0	0	0	0	0
August						
September						
Grand Total	1,509	1,978	1,901	0	0	5,388

PCP encounter claims are reported on a paid basis

Specialty Care Services by Specialty – Top 25 (July, 2018)
NO SPECIALTY CARE CLAIMS PROCESSED IN JULY 2018

New Items

July 2018 Reporting Data

The UMR reporting data this month for medical claims only reflects claims that were used in our final claims test and thus does not reflect the actual medical claims activity. The remaining claims for the month of July will be reflected within the August data on next month's report.

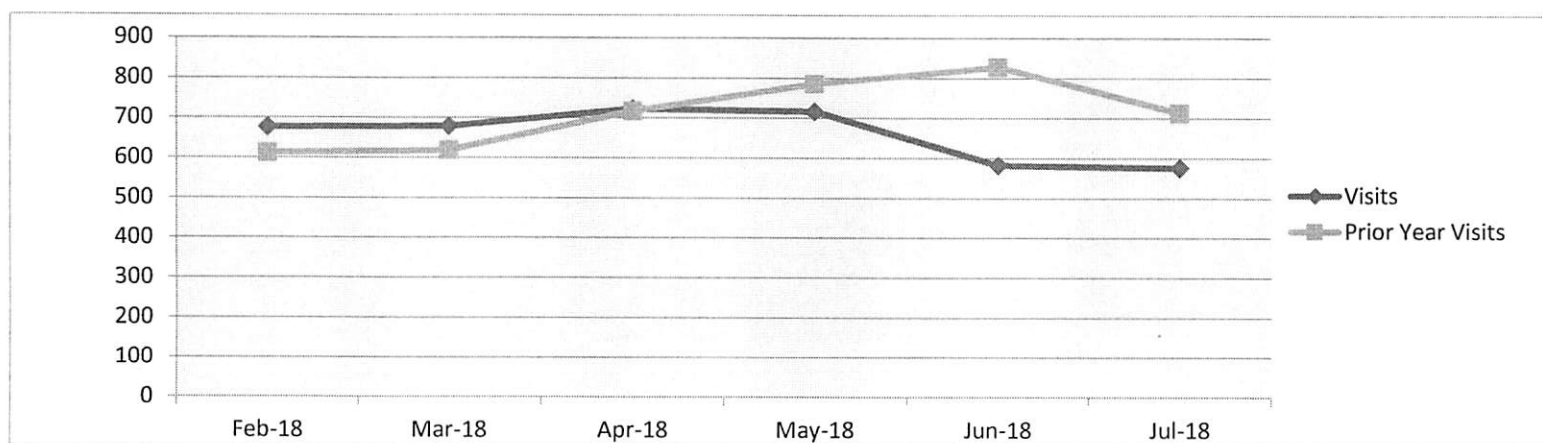
Additionally, since there were only 2 primary care physician claims processed in the final test there is no data to populate in the top 25 specialty care services section of the report reflected above. We expect that will also be populated in next month's report when the remaining July 2018 claims are calculated along with what is received and processed for the month of August at the time next month's report is prepared.



Northeast Florida Health Services July-18

Patient Visits

	Feb-18	Mar-18	Apr-18	May-18	Jun-18	Jul-18
Visits	677	678	722	716	582	576
Prior Year Visits	613	619	717	785	828	713

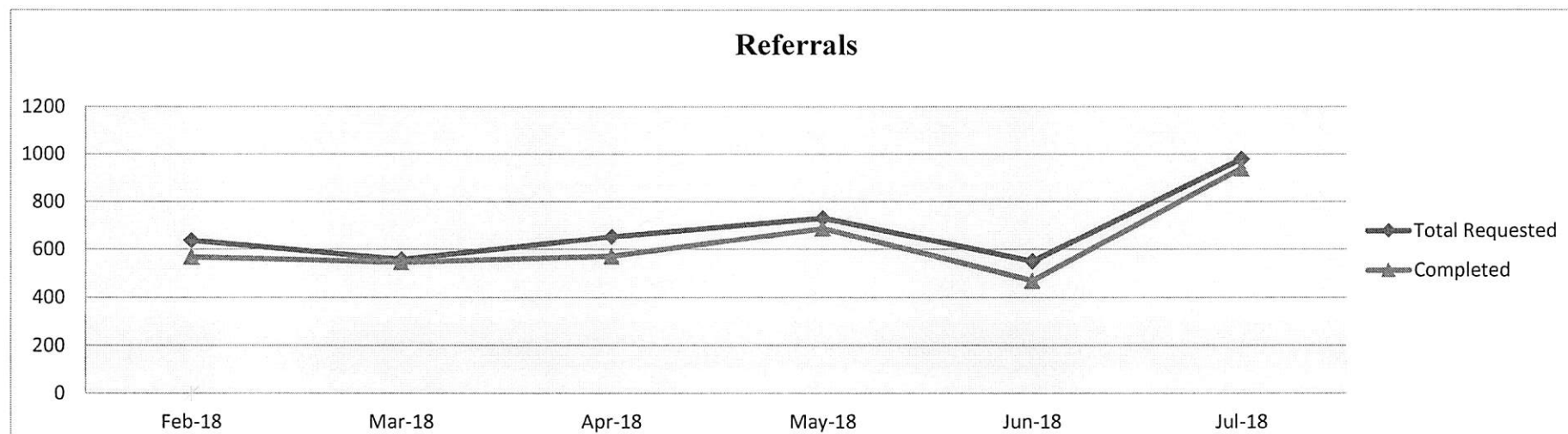


Patient Visits by Location

Location	Feb-18	Mar-18	Apr-18	May-18	Jun-18	Jul-18
Deland Medical	295	269	294	303	212	234
Deltona Medical	311	329	360	345	336	249
Pierson Medical	60	65	54	59	21	76
Daytona	11	14	14	9	13	17
Total	677	677	722	716	582	576

Referrals

	Feb-18	Mar-18	Apr-18	May-18	Jun-18	Jul-18
NEFHS Providers (refer to footnote 1)	208	182	229	245	154	266
Internal Specialty Providers (refer to footnote 2)	430	376	424	487	396	712
Total	638	558	653	732	550	978
Outstanding NEFHS Providers	12	0	32	13	11	3
Outstanding Int. Speciality Providers	58	11	49	31	70	36
Completed	568	547	572	688	469	939
Total Requested	638	558	653	732	550	978



1 NEFHS provider referrals are generated by NEFHS PCP for imaging and durable medical equipment (DME).

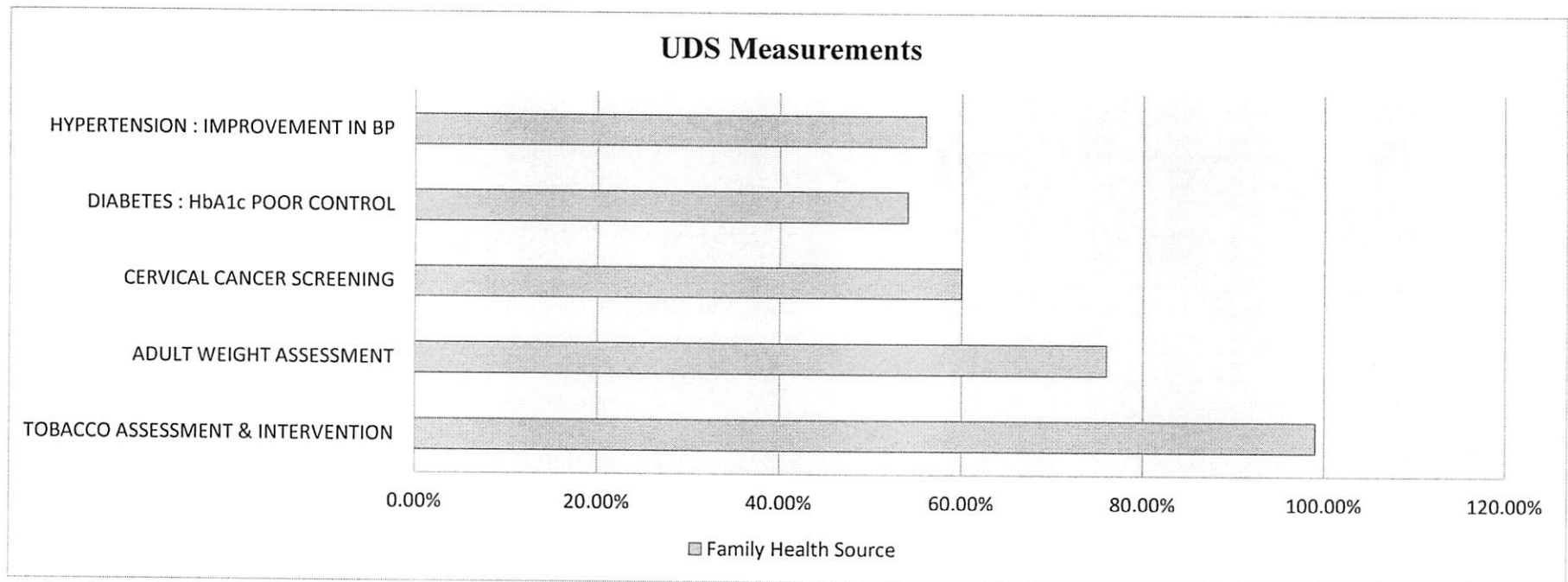
2 Internal specialty provider referrals are generated by NEFHS PCP for consultation with a specialist.

Appointment Times

Location	Provider	Appointments
Daytona	Johnson	Same Day
DeLand	Smith	Same Day
DeLand	Hoblick	Same Day
DeLand	Sanchez	Same Day
DeLand	Vasanji	Same Day
Deltona	Rodriguez	Same Day
Deltona	Macalua	Same Day
Deltona	Mancini	Same Day
Pierson	Kessack	Same Day

UDS Measures

Clinical Measures for the month of October 2017	Family Health
TOBACCO ASSESSMENT & INTERVENTION	99.00%
ADULT WEIGHT ASSESSMENT	76.00%
CERVICAL CANCER SCREENING	60.00%
DIABETES : HbA1c POOR CONTROL	54.00%
HYPERTENSION : IMPROVEMENT IN BP	56.00%



AUGUST 16, 2018

"Cuidando Mi Salud/Taking Care of My Health"

A Chronic Disease Prevention And Self-Management Program

WVHA GRANT 2017-2018
REPORT

Submitted to:
West Volusia Hospital Authority

Submitted by:
HISPANIC HEALTH INITIATIVES, INC.
70 Spring Vista Dr. Unit# 2, Debary, FL 32713



EDUCATE • ADVOCATE • CONNECT

*Building Healthier Communities
One Person At A Time!*

All Hispanic Health Initiatives, Inc. (HHI) programs are aimed at creating meaningful opportunities for medically underserved individuals and families to learn, begin to advocate for and connect to health information and services leading to timely and early detection of chronic diseases they are known to be at high risk of. HHI creates access to health care by conveniently bringing information and services directly into the community, that is places where they live, work, play and worship. With the help of HHI's programs, many clients immediately and unexpectedly, discover and begin to address a chronic disease such as diabetes, and often in its early stages while the avoidable health problem can still be prevented or controlled. HHI's prevention programs promote and encourage making lifestyle changes that include weight loss, increasing physical activity and diet changes leading to the reduction of the risk for chronic disease. Ultimately, HHI accomplishes the triple aim of reducing costs, improving health and improving the quality of life.

Background and Program Description:

Since 2000, HHI's service model has been distinguished by the use of paraprofessional bilingual Community Health Workers (CHW). The utilization of bilingual CHWs has been recognized as a best practice for improving access to health care among uninsured families, especially the working poor.

HHI has developed several programs to promote wellness and improve health indicators among medically underserved adults by providing community based, culturally- and linguistically competent chronic disease health screening and education. As part of the West Volusia Hospital Authority grant HHI provides eligible West Volusia residents with FREE chronic disease health screening and education intended to bring awareness to clients current health status and improve their health risk profiles as determined by weight body mass index (B.M.I.), blood glucose, A1C, blood pressure, and cholesterol.

Activities:

Direct service activities implemented under the program are:

1. "Cuidando Mi Salud/Taking Care of My Health" Health Risk Assessment (HRA):

The assessment consists of biological and behavioral screening for risks of metabolic (diabetes) and cardiovascular disease. Measures include B.M.I., blood glucose, blood pressure, cholesterol, and a personal and familial health history. Results of the biometrics and health histories are discussed in a one-on-one coaching session by HHI's CHW. In addition, each participant receives behavioral education using evidence based curricula and strategies for those whose show increased risk for chronic disease. Behavioral education focuses on healthy nutrition, regular physical activity, prevention and self-management of chronic disease such as diabetes and cardiovascular disease. The coaching and behavioral education includes recommendations for ongoing primary and/or behavioral health care as indicated by the screening outcomes. The client formulates a healthier lifestyle action plan with the help of the CHW and HHI provides behavioral modification tools in the form of measuring cups, food portion plates and exercise resistance bands to use in their strategy for the prevention or self-management of chronic disease.

The HRA goals are to create for the individual an awareness of lifestyle related risk factors for chronic disease and to engage those high-risk individuals in behavioral modifications known to improve clinical outcomes related to chronic disease progression.

Outcomes & Achievements:

The HHI/WVHA contract began in October 2017 and as of July 31, 2018, program outcomes are as follows:

- **134** "Cuidando Mi Salud/Taking Care of My Health" HRA sessions held (Oct. 2017 - July 2018)
- **690** clients, averaging 63.5 clients per month were served through the program not all were billable under the guidelines of the WVHA contract.
- **553** clients screened clients for Blood Pressure, B.M.I., Cholesterol, Glucose and/or A1C were billed under the guidelines of the WVHA contract.
- **282** clients billed under the guidelines of the WVHA contract, received health and behavioral education using evidence based curricula and strategies focused on nutrition, regular physical activity, prevention and self-management of chronic disease.
- **82** HRA clients billed under the guidelines of the WVHA contract, received direct case management including additional CHW's support for the behavioral education, contacting and collaborating with relevant health care providers, providing immediate referrals to appropriate health care providers, connecting with WVHA's Health Card prescreening enrollment service providers and other medical and/or social services needed.
- **307** clients were referred to WVHA's Health Card prescreening enrollment service providers and appropriate health care providers (NEFHS) for primary care services
- **282** clients billed under the guidelines of the WVHA contract, received healthier lifestyle tool kits consisting of a portion control plate, measuring cups and spoons and a exercise resistance band. (approx. value \$10 each)

Client demographics:

Figure 1.

GENDER		
Females	475	75%
Males	160	25%
AGE		
18-24	16	3%
25-44	191	30%
45-64	297	47%
65+	131	21%
RACE / ETHNICITY		
AFRICAN AMERICAN	64	10%
WHITE	144	23%
HISPANIC	407	64%
ASIAN	1	0.2%
AMERICAN INDIAN	1	0.2%
OTHER	9	1%
LEFT BLANK	9	1%

Primary Language		
ENGLISH	338	53%
SPANISH	296	47%
CREOLE	0	0%
OTHER	0	0%
ZIP CODE		
32102		1
32105		1
32130		9
32180		31
32190		9
32706		0
32722		0
32720		83
32721		2
32723		1
32724		43
32713		21
32764		2
32725		198
32738		138
32739		0
32763		57
32774		0
32744		2
32754		0

Clients screening results ranges are listed below:**Figure 2.**

NUMBER OF CLIENTS SCREENED		
GLUCOSE		613
CHOLESTEROL		533
BLOOD PRESSURE (Systolic)		634
BLOOD PRESSURE (Diastolic)		634
BODY MASS INDEX		633
A1C		29
CLIENTS WITH HIGH NUMBERS		
BLOOD PRESSURE (SYSTOLIC ≥ 140)	163	26%
BLOOD PRESSURE (DIASTOLIC ≥ 90)	153	24%
CHOLESTEROL (≥ 200)	245	46%
GLUCOSE (≥ 140)	128	21%
BMI (≥ 25)	468	74%
A1C ($\geq 5.7\%$)	18	62%

Clients with positive health outcomes obtained through the programs screening, health and behavioral education and follow-up services:**Figure 3.**

Clients who lowered their numbers		
Lowered Glucose	26	37%
Lowered Systolic	35	50%
Lowered Diastolic	35	50%
Lowered Cholesterol	32	46%
Lowered B.M.I.	27	39%
CLIENTS WHO LOST WEIGHT		
Lowered Weight	27	39%
Total Pounds	-162	
Average Per Client	-6	

Additional client outcomes obtained through screening and health and behavioral education:

- Increased knowledge and awareness of their current health status related to chronic disease for at -risk adults
- Increased knowledge and awareness of healthier lifestyle options related to chronic disease for at -risk adults
- Increased knowledge and awareness of prevention and self-management techniques related to chronic disease conditions for at -risk adults

The need for intervention early on for people at risk for chronic disease incorporates both clinical and financial benefits, for them, as well as the community they live in. Studies have shown that making lifestyle changes that include losing weight, increasing physical activity and changing

one's diet can greatly reduce the risk for chronic disease. Many of the outcomes listed above are associated with positive and healthy lifestyle changes because of the interventions clients received through HHI, giving the West Volusia residents who accessed HHI's programs, the ability and tools needed in the prevention or control of chronic disease.

Program Value/Savings:

A 2017 public health data brief (figure 4), published by the Volusia county DOH, outlined diabetic emergency room visits, in the year 2016, for northwest and southwest Volusia residents. The results were 5748 individual visits totaling \$69,230,198 dollars (averaging \$8,200 per visit).

HHI's programs intervene with behavioral education using evidence based curricula and strategies focused on nutrition, regular physical activity, for the prevention and self-management of chronic disease for at risk adults either before, in the early stages of or diagnosed. The positive health outcomes HHI's clients have achieved, as outlined above, are proof that HHI's programs are a cost saving alternative that helps address uncontrolled chronic disease. Every client HHI connects to healthier lifestyle practices has the greater potential for the prevention and/or control of costly chronic disease, which potential creates an opportunity for enormous savings for both the client and the community they live in.

Figure 4.

Diabetes Measures for Emergency Department Visits , Volusia County, 2016 Measures	Florida	Volusia County	Quadrants			
			Northeast	Northwest	Southeast	Southwest
Age-adjusted ED visits rates per 100,000 population	N/A	2461.6	2339.7	2521.1	1695.1	3227.1
Total charges	\$6,098,599,376	\$109,546,549	\$23,232,692	\$20,820,742	\$14,954,886	\$48,409,456
Average charge per visit	\$8,961.64	\$6,641.20	\$5,017.86	\$8,197.14	\$4,720.61	\$8,218.92

Lessons Learned:

First, on behalf of Hispanic Health Initiatives' Board, staff and volunteers, we commend the WVHA Board and Citizens Advisory Committee for having the interest, foresight and understanding to take a proactive approach to the wellbeing and health of West Volusia residents.

Successes:

- As outlined in figure 3 above high percentages of clients, who adhered to what they learned, have lowered their risk factors for uncontrolled chronic disease as a result of HHI's chronic disease prevention and self-management program.
- HHI has continued to build collaborative partnerships with various grassroots organizations, businesses and governmental agencies leading to an improvement in the delivery of health and human services for West Volusia's medically disadvantaged residents directly in their community. HHI's outreach sites include, among others, churches, food pantries, libraries and partner agency locations. These relationships will continue to help HHI and others to bring much needed health and human services directly into the community.
- HHI and several other WVHA grantees have formed a coalition - The West Volusia Collaborative.


Challenges:

- There is a misconception that HHI provides duplicate services related to its chronic disease screening and education programs.
 - Through a search for diabetes education services online via various reputable sites such as American Association of Diabetes Educators, American Diabetes Association and United Way 211, there were only two programs, other than HHI, found in the West Volusia area. Of those two one charges for its services, one is only for its health plan members and two are not presented in the spanish language.
 - Florida Hospital Deland Diabetes Education Program - criteria: insurance or self-pay and not presented in spanish.
 - FL Healthcare Plan - FCHP members only
 - A search for affordable chronic disease screening only produced one other program other than HHI and there is a cost involved with it.
 - Florida Hospital Fish Memorial - Cholesterol \$7, Glucose \$7, Glucose & Cholesterol \$12, Glucose & Glycohemoglobin A1C \$20. In addition this lab is open one Tuesday a month from 7 - 9 a.m.
- Another misconception conveyed to HHI, is that the chronic disease services HHI provides to the community are not life or cost saving.
 - The CDC estimates that Chronic diseases—such as heart disease, cancer, chronic lung diseases, stroke, and type 2 diabetes—account for most deaths in the United States and globally. They are the major causes of sickness, disability, and health care costs in the nation. Chronic diseases are responsible for 7 in 10 deaths among Americans each year, and the vast majority of health care costs.
- The WVHA's 2017-2018 funding of HHI's program at only 39% has forced the program to limit services available to the community, lose trained staff because of the ability to only offer part-time work and the ability to pay staff a fair wage.
- Finding additional funding outside of the WVHA grant has posed a challenge for HHI. Since October 2017, HHI has submitted at least 12 funding applications to other funding sources such as Federal Dept. of Health and Human Services-Office of Minority Health, State of FL DOH-Office of Minority Health, FL Blue Foundation, Hispanic Federation and AstraZeneca. To date none have been funded.

Recommendations:

- The WVHA Board should consider funding HHI's 2018-2019 application at 100%. **Studies have shown the return on investment (ROI) for chronic disease prevention and self-management programs range from \$3 to \$5 dollars or more for every \$1 dollar invested.**

HHI has over 18 years' experience, successfully educating, advocating for and connecting, thousands of central Florida's medically underserved residents to public health and human services. The organization has successfully managed several multi- year Federal, State and foundation grants totaling in the millions of dollars. HHI stands ready to help the WVHA Board in any capacity they see fit.



"GROWING WELLNESS IN
OUR COMMUNITIES"

Attention Commissioners:

August 8, 2018

This letter is to serve as a request for an amendment for Northeast Florida Health Services, Inc., (NEFHS) dba, Family Health Source's funding application for fiscal year 2018-2019. Per WVHA commission meeting, dated July 19, 2018, NEFHS is presenting a reduction in the requested funding amount, that is provided below.

<u>TOTAL PROGRAM COST:</u>	<u>APPLICATION YEAR</u>	<u>AMENDED</u>
Medical	\$1,253,930.00	\$918,322.00
Pharmacy	\$752,281.00	\$752,281.00
Prenatal	\$32,250.00	\$30,000.00

***WVHA FUNDS REQUESTED: \$1,700,603.00**

AVG COST TO PROGRAM/UNIT OF SERVICE:

Medical:	\$115.43
Pharmacy:	\$ 29.40

WVHA REIMBURSEMENT RATE:

Medical:	\$115.43 (after \$5.00 copay)
Pharmacy:	\$752,281.00
Prenatal:	120.43 (2017) Medicaid rate – Reduced from Application

Medical: \$120.43 for medical, reimbursement would be \$115.43 after the \$5.00 co-pay, with the average visit of 720 per month; this would represent a cost of \$997,315.20. NEFHS is requesting to receive the same reimbursement awarded for primary care services for the 201-2018 fiscal year which was \$918,322.00.

Sincerely,

Laurie Asbury,
Chief Executive Officer
Northeast Florida Health Services Inc.
(NEFHS, dba Family Health Source)
E-mail: lasbury@familyhealthsource.org

Pierson	Deltona	DeLand	Daytona	DeLand-Pediatrics	Administration
210 N. Frederick St. Pierson, FL 32180 386-749-9349 Fax: 386-749-9349	2100 Highland Blvd. Deltona, FL 32708 386-532-0717 Fax: 386-532-0717	834 W. Plymouth Ave. DeLand, FL 32720 386-740-2127 Fax: 386-740-2127	3801 Beville Rd. Daytona, FL 32119 386-267-6211 Fax: 386-999-0411	2800 W. Plymouth Ave. DeLand, FL 32720 386-740-7931 Fax: 386-740-7931	1015 N. Stone St. DeLand, FL 32720 386-202-6025 Fax: 386-202-6119
www.familyhealthsource.org					

**West Volusia Hospital Authority
Statement of Revenue and Expenditures
Modified Cash Basis
PROJECTION**

		ANNUAL BUDGET 2018	REQUESTED ANTICIPATED 2019 1850	Funded Agencies Same As Last Year 2019
Enrollment				
Revenue				
Ad Valorem Taxes - Proposed rolled-back rate	2.1751	19,910,000.00	20,194,000.00	20,194,000.00
Investment Income		45,000.00	55,000.00	55,000.00
Rental Income		68,304.00	70,968.00	70,968.00
Other Income		0.00		
Total Revenue		20,023,304.00	20,319,968.00	20,319,968.00
Healthcare Expenditures				
Adventist Health Systems		5,655,654.00	5,848,544.00	5,848,544.00
Northeast Florida Health Services		1,608,362.00	1,700,603.00	1,700,603.00
Specialty Care		5,208,000.00	3,600,000.00	3,600,000.00
County Medicaid Reimbursement		2,250,000.00	2,385,000.00	2,385,000.00
The House Next Door		120,000.00	120,000.00	120,000.00
The Neighborhood Center		70,000.00	100,000.00	70,000.00
Community Life Center Outreach Services		25,000.00	40,000.00	25,000.00
Rising Against All Odds		235,000.00	256,034.00	235,000.00
Community Legal Services		76,931.00	80,105.00	76,931.00
Hispanic Health Initiatives		75,000.00	169,508.00	75,000.00
Deltona Firefighters		75,000.00	-	-
Florida Dept of Health Dental Svcs		200,000.00	330,000.00	200,000.00
Good Samaritan		79,747.00	60,000.00	60,000.00
Stewart Marchman - ACT		946,336.00	976,000.00	976,000.00
Health Start Coalition of Flagler & Volusia		142,362.00	142,359.00	142,359.00
H C R A		819,612.00	819,162.00	819,162.00
Other Healthcare Costs		315,047.00	300,000.00	300,000.00
Total Healthcare Expenditures		17,902,051.00	16,927,315.00	16,633,599.00
Other Expenditures				
Advertising		12,000.00	12,000.00	12,000.00
Annual Independent Audit		15,800.00	16,000.00	16,000.00
Building & Office Costs		6,500.00	6,500.00	6,500.00
General Accounting		68,100.00	68,100.00	68,100.00
General Administrative		65,100.00	65,100.00	65,100.00
Legal Counsel		70,000.00	70,000.00	70,000.00
Special Accounting		5,000.00	5,000.00	5,000.00

City of DeLand Tax Increment District	75,000.00	100,000.00	100,000.00
Tax Collector & Appraiser Fee	625,740.00	603,880.00	603,880.00
TPA Services	718,560.00	500,000.00	500,000.00
Eligibility / Enrollment	92,170.00	30,000.00	30,000.00
Healthy Communities	72,036.00	72,848.00	72,848.00
Application Screening - THND	189,742.00	317,872.00	317,872.00
Application Screening - RAAO	34,005.00	99,499.07	99,499.07
Application Screening - SMA	14,000.00		
Workers Compensation Claims	25,000.00	25,000.00	25,000.00
Other Operating Expenditures	32,500.00	250,000.00	250,000.00
Total Other Expenditures	2,121,253.00	2,241,799.07	2,241,799.07
 Total Expenditures	 20,023,304.00	 19,169,114.07	 18,875,398.07
 Excess (Deficit)	 0.00	 1,150,853.93	 1,444,569.93

Hospital	5,598,544.00
Physicians contract	250,000.00
Adventist Health	<u>5,848,544.00</u>



HISPANIC HEALTH INITIATIVES®
EDUCATE • ADVOCATE • CONNECT

Web: HHI2001.org
Email: info@hhi2001.org

**"Building Healthier Communities
One Person At A Time"**

Tel: 386-320-0110
Fax: 386-320-0861

August 16, 2018

WVHA Board of Commissioners
c/o Dreggors, Rigsby & Teal, P.A., CPA
1006 N. Woodland Blvd.
DeLand, FL 32720

Re: Request for additional funding to cover reimbursement for Aug. and Sept. 2018

Dear Board of Commissioners:

As per paragraph 3 "Funding" of the HHI 2017-2018 funding agreement, this letter is a formal request for the Board to consider additional funding in the amount of **\$7500** in order to prevent any disruption of HHI's community program services for the last service month (Sept.) of this contract year.


As explained earlier in the 2017-2018 year, due to a 61% budget cut from the application submitted to what was actually awarded for the "Taking Care of My Health" program, sometime midway through the month of August HHI will be forced to shut the it down. This unfortunate situation is for the most part due to underfunding and a demand from the community for HHI's services. Letting this valuable program shut down, with a strong possibility of not opening again, is a disservice to the West Volusia Residents for whom both HHI and you the WVHA commissioners have pledged to serve.

Penalizing the program because third party funding to supplant the WVHA funding has not been established, is a mistake. To date HHI has submitted more than 10 grant applications throughout the 2017-2018 program year, to third party funding sources, in an attempt to procure monies outside of the WVHA funding. Regrettably, to date, none have been funded.

We renew our request for additional funds in order to continue servicing the community in need.

Looking forward to your favorable response.

Your Partner in Health


Josephine Mercado
Founder/CEO

Preliminary Draft

Date

Member Name

Address

City, state zip code

Re: West Volusia Hospital Authority (WVHA) HealthCard Program
Increase in member copayments effective October 1, 2018

Dear member name:

As of October 1, 2018 the WVHA indigent benefit program will experience an increase to member copayments as follows:

Primary Care Services	\$ 5.00
Emergency Department	\$25.00 (Florida Hospital DeLand/Florida Hospital Fish Memorial)
Specialty Care	\$10.00
Pharmacy	\$ 3.00

Please be prepared to present your copayment at the time of service.

Regards,

West Volusia Hospital Authority



Condition of Flagler & Volusia Counties, Inc.

Strategic Planning and Evaluation

August 6, 2018

West Volusia Hospital Authority
Attention: Chair Person
c/o Dreggors, Rigsby, Teal, PA
1006 N. Woodland Blvd.
DeLand, Florida 32720

Dear West Volusia Hospital Authority Members,

This letter is provided in reference to our 2017-2018 Funding Agreement for the Deltona Family Services Coordinator under the Prenatal, Post Partum and Infant Access to Health Care Services.

On January 5, 2018, we submitted a letter requesting reimbursement for funds that exceeded the quarterly funding limit. On January 18, 2018, we withdrew the request and determined that if, in future months, we exceeded the amount, we could invoice for it if the total was less than our submitted annual budget and allocation by the Authority.

Our Finance Director spoke with Eileen (Ms. Long) and she explained that the letter we sent indicated that we would not request funds that exceed EACH quarterly amount and then in totality and then further clarified the language in the contract. We apparently misinterpreted this information and I apologize if my correspondence was also not clear.

Therefore, I would like to formally request that we be allowed to invoice for funds that exceed the final quarterly amount and/or Quarter 1 if they are within our annual budget amount and units worked during the year. We function under an annual budget and would like to ensure we do not experience a significant deficit.

Please feel free to contact me if further clarification is required in order to consider this request. I can be reached at 386-252-4277 or by cell phone at 386-566-2605. Your consideration is very much appreciated.

Sincerely,

A handwritten signature in black ink, appearing to read "Dixie Morgese", written over a large, stylized circular flourish.

Dixie Morgese
Executive Director

CC: Healthy Start Board of Directors
Contract File

**West Volusia Hospital Authority
Financial Statements
July 31, 2018**



Dreggors, Rigsby & Teal, P.A.

Advisors for Life

Certified Public Accountants | Registered Investment Advisor

1006 N. Woodland Boulevard ■ DeLand, FL 32720
(386) 734-9441 ■ www.drtcpa.com

James H. Dreggors, CPA
Ann J. Rigsby, CPA/CFP™
Parke S. Teal, CPA/PFS (1954-2011)

Ronald J. Cantlay, CPA/CFP™
Robin C. Lennon, CPA
John A. Powers, CPA

To the Board of Commissioners
West Volusia Hospital Authority
P. O. Box 940
DeLand, FL 32720-0940

Management is responsible for the accompanying balance sheet (modified cash basis) of West Volusia Hospital Authority, as of July 31, 2018 and the related statement of revenues and expenditures - budget and actual (modified cash basis) for the month then ended and year-to-date, in accordance with accounting principles generally accepted in the United States of America. We have performed a compilation engagement in accordance with Statements on Standards for Accounting and Review Services promulgated by the Accounting and Review Services Committee of the AICPA. We did not audit or review the financial statements nor were we required to perform any procedures to verify the accuracy or completeness of the information provided by management. Accordingly, we do not express an opinion, a conclusion, nor provide any form of assurance on these financial statements.

The accompanying supplemental information contained in Schedules I and II is presented for purposes of additional analysis and is not a required part of the basic financial statements. This information is the representation of management. The information was subject to our compilation engagement; however, we have not audited or reviewed the supplementary information and, accordingly, do not express an opinion, a conclusion, nor provide any assurance on such supplementary information.

Management has elected to omit substantially all of the disclosures required by accounting principles generally accepted in the United States of America. If the omitted disclosures were included in the financial statements, they might influence the user's conclusions about the Authority's financial position, results of operations, and cash flows. Accordingly, the financial statements are not designed for those who are not informed about such matters.

We are not independent with respect to West Volusia Hospital Authority.

Dreggors, Rigsby & Teal, P.A.

Dreggors, Rigsby & Teal, P.A.
Certified Public Accountants
DeLand, FL

August 07, 2018

MEMBERS

American Institute of
Certified Public Accountants

the *CPAlliance* network

Florida Institute of
Certified Public Accountants

West Volusia Hospital Authority
Balance Sheet
Modified Cash Basis
July 31, 2018

Assets

Current Assets

Petty Cash	\$ 100.00
Intracoastal Bank - Money Market	5,273,513.20
Intracoastal Bank - Operating	166,209.51
Mainstreet Community Bank - MM	8,064,419.59
Taxes Receivable	92,073.00
Total Current Assets	<u>13,596,315.30</u>

Fixed Assets

Land	145,000.00
Buildings	422,024.71
Building Improvements	350,822.58
Equipment	251.78
Total Fixed Assets	<u>918,099.07</u>
Less Accum. Depreciation	<u>(324,657.93)</u>
Total Net Fixed Assets	<u>593,441.14</u>

Other Assets

Deposits	<u>2,000.00</u>
Total Other Assets	<u>2,000.00</u>
Total Assets	<u><u>14,191,756.44</u></u>

Liabilities and Net Assets

Current Liabilities

Security Deposit	5,110.00
Deferred Revenue	<u>88,660.00</u>
Total Current Liabilities	<u>93,770.00</u>

Net Assets

Unassigned Fund Balance	6,370,928.78
Restricted Fund Balance	208,000.00
Nonspendable Fund Balance	593,441.14
Net Income Excess (Deficit)	<u>6,925,616.52</u>
Total Net Assets	<u>14,097,986.44</u>
Total Liabilities and Net Assets	<u><u>\$ 14,191,756.44</u></u>

West Volusia Hospital Authority
Statement of Revenue and Expenditures
Modified Cash Basis
Budget and Actual
For the 1 Month and 10 Months Ended July 31, 2018

	<u>Annual Budget</u>	<u>Current Period Actual</u>	<u>Year To Date Actual</u>	<u>Budget Balance</u>
Revenue				
Ad Valorem Taxes	19,910,000	15,540	20,075,553	(165,553)
Investment Income	45,000	7,242	53,266	(8,266)
Rental Income	68,304	5,692	56,920	11,384
Other Income	0	0	203	(203)
Total Revenue	20,023,304	28,474	20,185,942	(162,638)
Healthcare Expenditures				
Adventist Health Systems	5,655,654	9,257	5,195,402	460,252
Northeast Florida Health Services	1,608,362	349	1,154,052	454,310
Specialty Care	5,208,000	29,133	2,309,083	2,898,917
County Medicaid Reimbursement	2,250,000	0	1,670,870	579,130
The House Next Door	120,000	8,564	75,525	44,475
The Neighborhood Center	70,000	1,350	52,500	17,500
Community Life Center Outreach Services	25,000	0	15,925	9,075
Rising Against All Odds	235,000	20,569	161,644	73,356
Community Legal Services	76,931	5,415	28,174	48,757
Hispanic Health Initiatives	75,000	6,375	68,725	6,275
Deltona Firefighters Foun Access to Hlth	75,000	0	661	74,339
Florida Dept of Health Dental Svcs	200,000	7,968	194,123	5,877
Good Samaritan	79,747	4,236	34,920	44,827
Stewart Marchman - ACT	946,336	41,976	630,568	315,768
Health Start Coalition of Flagler & Volusia	142,362	11,582	106,212	36,150
H C R A	819,612	0	105,859	713,753
Other Healthcare Costs	315,047	0	0	315,047
Total Healthcare Expenditures	17,902,051	146,774	11,804,243	6,097,808
Other Expenditures				
Advertising	12,000	915	3,456	8,544
Annual Independent Audit	15,800	0	15,800	0
Building & Office Costs	6,500	720	4,418	2,082
General Accounting	68,100	3,485	42,442	25,658
General Administrative	65,100	4,191	47,113	17,987
Legal Counsel	70,000	4,600	45,630	24,370
Special Accounting	5,000	0	0	5,000
City of DeLand Tax Increment District	75,000	0	69,746	5,254
Tax Collector & Appraiser Fee	625,740	46,392	587,405	38,335
TPA Services	718,560	27,250	358,903	359,657
Eligibility / Enrollment	92,170	0	31,731	60,439
Healthy Communities	72,036	5,251	50,894	21,142
Application Screening				
Application Screening - THND	189,742	15,812	142,306	47,436
Application Screening - RAAO	34,005	4,992	21,888	12,117
Application Screening - SMA	14,000	0	5,067	8,933
Workers Compensation Claims	25,000	4,936	26,667	(1,667)
Other Operating Expenditures	32,500	979	2,613	29,887
Total Other Expenditures	2,121,253	119,523	1,456,079	665,174
Total Expenditures	20,023,304	266,297	13,260,322	6,762,982
Excess (Deficit)	0	(237,823)	6,925,620	(6,925,620)

See Accountants' Compilation Report

West Volusia Hospital Authority
Schedule I - Healthcare Expenditures
Modified Cash Basis
Budget and Actual
For the 1 Month and 10 Months Ended July 31, 2018

	Annual Budget	Current Period Actual	Year To Date Actual	Budget Balance
Healthcare Expenditures				
Adventist Health Systems				
Florida Hospital DeLand	2,715,327	1,413	2,601,079	114,248
Florida Hospital Fish Memorial	2,715,327	7,844	2,369,323	346,004
Florida Hospital DeLand - Physicians	112,500	0	116,103	(3,603)
Florida Hospital Fish - Physicians	112,500	0	108,897	3,603
Northeast Florida Health Services				
NEFHS - Pharmacy	660,040	0	484,864	175,176
NEFHS - Obstetrics	30,000	233	32,458	(2,458)
NEFHS - Primary Care	918,322	116	636,731	281,591
Specialty Care				
Specialty Care Services	4,700,000	25,067	2,014,427	2,685,573
Laboratory Services	508,000	4,066	294,656	213,344
County Medicaid Reimbursement	2,250,000	0	1,670,870	579,130
Florida Dept of Health Dental Svcs	200,000	7,968	194,123	5,877
Good Samaritan				
Good Samaritan Health Clinic	25,000	2,026	18,750	6,250
Good Samaritan Dental Clinic	54,747	2,210	16,170	38,577
Global Healthcare System				
The House Next Door	120,000	8,564	75,525	44,475
The Neighborhood Center	70,000	1,350	52,500	17,500
Community Life Center Outreach Services	25,000	0	15,925	9,075
Rising Against All Odds	235,000	20,569	161,644	73,356
Community Legal Services	76,931	5,415	28,174	48,757
Hispanic Health Initiatives	75,000	6,375	68,725	6,275
Deltona Firefighters Foun Access to Hlth	75,000	0	661	74,339
Stewart Marchman - ACT				
SMA - ARNP Services at THND	7,000	0	1,791	5,209
SMA - Homeless Program	64,336	0	48,252	16,084
SMA - Residential Treatment	550,000	0	412,500	137,500
SMA - Baker Act - Match	325,000	41,976	168,025	156,975
Health Start Coalition of Flagler & Volusia				
HSCFV - Outreach	73,500	5,937	55,130	18,370
HSCFV - Fam Services	68,862	5,644	51,082	17,780
HCRA				
H C R A - In County	400,000	0	85,487	314,513
H C R A - Outside County	419,612	0	20,373	399,239
Other Healthcare Costs	315,047	0	0	315,047
Total Healthcare Expenditures	17,902,051	146,773	11,804,245	6,097,806

West Volusia Hospital Authority
Schedule II - Statement of Revenue and Expenditures
Modified Cash Basis
For the 1 Month and 10 Months Ended July 31, 2018 and July 31, 2017

	1 Month Ended July 31, 2018	1 Month Ended July 31, 2017	10 Months Ended July 31, 2018	10 Months Ended July 31, 2017
Revenue				
Ad Valorem Taxes	15,540	4,056	20,075,553	12,510,680
Investment Income	7,242	3,777	53,266	47,282
Rental Income	5,692	5,608	56,920	56,084
Other Income	0	0	203	25,734
Total Revenue	<u>28,474</u>	<u>13,441</u>	<u>20,185,942</u>	<u>12,639,780</u>
Healthcare Expenditures				
Adventist Health Systems	9,257	171,141	5,195,402	4,661,886
Northeast Florida Health Services	349	111,084	1,154,052	1,120,266
Specialty Care	29,133	116,147	2,309,083	2,698,164
County Medicaid Reimbursement	0	0	1,670,870	1,644,360
The House Next Door	8,564	9,310	75,525	74,690
The Neighborhood Center	1,350	11,001	52,500	49,794
Community Life Center Outreach Services	0	0	15,925	0
Rising Against All Odds	20,569	17,441	161,644	191,455
Community Legal Services	5,415	1,177	28,174	8,892
Hispanic Health Initiatives	6,375	9,850	68,725	47,050
Deltona Firefighters Foun Access to Hlth	0	0	661	0
Florida Dept of Health Dental Svcs	7,968	21,153	194,123	110,372
Good Samaritan	4,236	4,632	34,920	40,266
Global Healthcare System	0	1,221	0	11,973
Stewart Marchman - ACT	41,976	37,197	630,568	763,462
Health Start Coalition of Flagler & Volusia	11,582	13,563	106,212	113,580
H C R A	0	48,491	105,859	113,530
Total Healthcare Expenditures	<u>146,774</u>	<u>573,408</u>	<u>11,804,243</u>	<u>11,649,740</u>
Other Expenditures				
Advertising	915	8,292	3,456	98,802
Annual Independent Audit	0	0	15,800	15,500
Building & Office Costs	720	670	4,418	5,704
General Accounting	3,485	7,500	42,442	54,360
General Administrative	4,191	5,440	47,113	47,213
Legal Counsel	4,600	4,740	45,630	49,050
City of DeLand Tax Increment District	0	0	69,746	38,304
Tax Collector & Appraiser Fee	46,392	64	587,405	370,047
TPA Services	27,250	28,245	358,903	364,308
Eligibility / Enrollment	0	3,444	31,731	4,751
Healthy Communities	5,251	7,022	50,894	51,166
Application Screening				
Application Screening - THND	15,812	11,978	142,306	107,803
Application Screening - RAAO	4,992	629	21,888	9,301
Application Screening - SMA	0	0	5,067	0
Workers Compensation Claims	4,936	7,488	26,667	19,967
Other Operating Expenditures	979	64	2,613	1,547
Total Other Expenditures	<u>119,523</u>	<u>85,576</u>	<u>1,456,079</u>	<u>1,237,823</u>

See Accountants' Compilation Report

West Volusia Hospital Authority
Schedule II - Statement of Revenue and Expenditures
Modified Cash Basis
For the 1 Month and 10 Months Ended July 31, 2018 and July 31, 2017

	1 Month Ended July 31, 2018	1 Month Ended July 31, 2017	10 Months Ended July 31, 2018	10 Months Ended July 31, 2017
Total Expenditures	<u>266,297</u>	<u>658,984</u>	<u>13,260,322</u>	<u>12,887,563</u>
Excess (Deficit)	<u>(237,823)</u>	<u>(645,543)</u>	<u>6,925,620</u>	<u>(247,783)</u>